

Official Box Score - Final
Tennessee Tech at Queens
2/13/2026 at Brinkley Stadium (Boiling Springs, NC)

SCORE BY INNINGS	1	2	3	4	5	6	7	R	H	E	LOB
Tennessee Tech	2	0	3	0	0	0	0	5	9	1	10
Queens	1	0	0	0	3	0	2	6	12	1	7
Win: KLUCK, A (1-0)	Loss: York (0-3)						Save: None.				

Tennessee Tech 5 (0-6)

#	PLAYER	POS	AB	R	H	RBI	BB	K	PO	A	E	LOB
4	Sybesma	CF	4	0	0	0	0	2	1	0	0	1
27	Schlageter	RF	3	0	1	0	1	0	0	0	0	0
25	Paderez	DH	3	1	2	0	1	0	0	0	0	0
3	Gooden (PR)		0	1	0	0	0	0	0	0	0	0
6	Evans (PR)		0	0	0	0	0	0	0	0	0	0
44	Capelouto	2B	3	2	2	1	1	0	2	1	1	0
29	Klinefelter	C	4	0	1	1	0	0	5	0	0	5
77	Harvey	3B	3	1	1	3	1	0	0	0	0	1
12	Power	1B	3	0	0	0	1	2	4	0	0	0
30	Stack	LF	3	0	1	0	0	1	4	0	0	1
42	Ochoa (PH)		1	0	0	0	0	1	0	0	0	0
13	Bishop	SS	3	0	1	0	0	0	1	4	0	2
23	York	P	0	0	0	0	0	0	1	0	0	0
Totals			30	5	9	5	5	6	18	5	1	10

BATTING

2B: Paderez (off HENSON); Capelouto (off HENSON).
HR: Harvey (3rd, 2 out, RBI off HENSON)
TB: Paderez 3; Capelouto 3; Harvey 4. **2-Out RBI:** Capelouto; Klinefelter; Harvey 3.
HBP: Bishop.
Team RISP: 3-11.

TTU	IP	H	R	ER	BB	K	BF	AB	NP	ST
23 York (L)	6.0	12	6	6	1	4	31	29	0	0
Totals	6.0	12	6	6	1	4	31	29	0	0

GO-FO: York 5-9.

Umpires: HP: ; 1B: ; 2B: ; 3B: .
First Pitch:12:30 pm. **Duration:**2:15.
Attendance:145
Weather:Really Great
Weather: Really Great

Queens 6 (1-1)

#	PLAYER	POS	AB	R	H	RBI	BB	K	PO	A	E	LOB
23	FARMER, S	CF	4	1	2	0	0	0	2	0	0	2
17	CANTONI, M	RF	4	0	1	0	0	1	0	0	1	2
15	THORNTON, O	LF	4	1	2	0	0	1	0	0	0	0
19	HENSON, L	DH	4	1	2	2	0	0	0	1	0	0
24	HOGANS, A (PR)		0	1	0	0	0	0	0	0	0	0
3	SUTTLES, S	1B	3	1	1	1	0	0	9	0	0	0
32	DIAZ, K	SS	3	1	3	2	0	0	1	2	0	0
12	BYRD, L	C	3	0	1	0	0	1	6	0	0	3
9	STEWART, D	3B	2	0	0	0	1	0	2	1	0	0
4	ARTANIS, A	2B	2	0	0	0	0	1	1	3	0	0
25	THOMPSON, Q (PH)		0	0	0	0	0	0	0	0	0	0
18	KLUCK, A	P	0	0	0	0	0	0	0	0	0	0
Totals			29	6	12	5	1	4	21	7	1	7

BATTING

2B: HENSON (off York); SUTTLES (off York).
HR: HENSON (7th, 0 out, RBI off York); DIAZ (5th, 2 out, RBI off York)
TB: HENSON 6; SUTTLES 2; DIAZ 6. **2-Out RBI:** SUTTLES; DIAZ 2. **SH:** THOMPSON. **KL:** CANTONI; BYRD; ARTANIS.
Team RISP: 5-13.

BASERUNNING

SB: FARMER; CANTONI; ARTANIS.

QUEENS	IP	H	R	ER	BB	K	BF	AB	NP	ST
18 KLUCK, A (W)	4.0	2	0	0	4	4	19	14	0	0
19 HENSON, L	3.0	7	5	2	1	2	17	16	0	0
Totals	7.0	9	5	2	5	6	36	30	0	0

WP: HENSON 2; KLUCK. **HB:** KLUCK.

GO-FO: KLUCK 3-5; HENSON 4-2.

Play By Play (Full) - Final
Tennessee Tech at Queens
2/13/2026 at Brinkley Stadium (Boiling Springs, NC)

SCORE BY INNINGS	1	2	3	4	5	6	7	R	H	E	LOB
Tennessee Tech	2	0	3	0	0	0	0	5	9	1	10
Queens	1	0	0	0	3	0	2	6	12	1	7

Tennessee Tech starters:
4/cf/Sybesma; 27/rf/Schlageter; 25/dh/Paderez; 44/2b/Capelouto; 29/c/Klinefelter; 77/3b/Harvey; 12/1b/Power; 30/lf/Stack; 13/ss/Bishop; 23/p/York;

Queens starters:
23/cf/FARMER, S; 17/rf/CANTONI, M; 15/lf/THORNTON, O; 19/dh/HENSON, L; 3/1b/SUTTLES, S; 32/ss/DIAZ, K; 12/c/BYRD, L; 9/3b/STEWART, D; 4/2b/ARTANIS, A; 18/p/KLUCK, A;

1st Inning

Top of 1st - TTU batting

HENSON, L to p.

KLUCK, A to dh.

Sybesma grounded out to 2b.

Schlageter grounded out to ss.

Paderez doubled to right center.

Capelouto doubled to left center, RBI; Paderez scored.

Capelouto advanced to third on a wild pitch.

Klinefelter singled to left field, RBI; Capelouto scored.

Klinefelter advanced to second on a wild pitch.

Harvey flied out to cf.

Bottom of 1st - QUEENS batting

FARMER, S singled to second base, advanced to second on a throwing error by 2b.

CANTONI, M singled, bunt; FARMER, S advanced to third.

CANTONI, M stole second; FARMER, S stole home.

THORNTON, O singled through the left side.

HENSON, L popped up to ss.

SUTTLES, S fouled out to lf.

DIAZ, K singled to left field; THORNTON, O advanced to second; CANTONI, M advanced to third.

BYRD, L flied out to cf.

THIS INNING	R	H	E	L
TTU	2	3	0	1
QUEENS	1	4	1	3

2nd Inning

Top of 2nd - TTU batting

Power struck out swinging.

Stack struck out swinging.

Bishop singled to right field.

Sybesma out at first p to 2b to 1b.

THIS INNING	R	H	E	L
TTU	0	1	0	1
QUEENS	0	1	0	1

Bottom of 2nd - QUEENS batting

STEWART, D grounded out to ss.

ARTANIS, A struck out looking.

FARMER, S singled to third base.

CANTONI, M fouled out to lf.

3rd Inning

Top of 3rd - TTU batting

Schlageter singled up the middle.

Schlageter out at first 1b unassisted.

Paderez singled to center field.

Capelouto reached on a fielding error by rf; Paderez advanced to second.

Gooden pinch ran for Paderez.

Klinefelter fouled out to 1b.

Harvey homered to left center, 3 RBI, unearned; Capelouto scored, unearned; Gooden scored, unearned.

Power walked.

Stack grounded out to ss.

THIS INNING	R	H	E	L
TTU	3	3	1	1
QUEENS	0	0	0	0

Bottom of 3rd - QUEENS batting

THORNTON, O struck out swinging.

HENSON, L fouled out to lf.

SUTTLES, S popped up to 2b.

4th Inning

Top of 4th - TTU batting

HENSON, L to dh.

KLUCK, A to p.

Bishop hit by pitch.

Sybesma struck out swinging.

Schlageter walked; Bishop advanced to second.

Paderez to dh for Gooden.

Paderez reached on a fielder's choice; Schlageter out at second 2b to ss; Bishop advanced to third.

Capelouto walked; Paderez advanced to second.

Klinefelter popped up to 3b.

Bottom of 4th - QUEENS batting

DIAZ, K singled through the left side.

BYRD, L singled to shortstop; DIAZ, K advanced to second.

STEWART, D popped up to p, bunt.

ARTANIS, A reached on a fielder's choice; BYRD, L out at second ss to 2b; DIAZ, K advanced to third.

ARTANIS, A stole second.

FARMER, S grounded out to ss.

THIS INNING	R	H	E	L
TTU	0	0	0	3
QUEENS	0	2	0	2

5th Inning

Top of 5th - TTU batting

Harvey walked.

Harvey advanced to second on a wild pitch.

Power popped up to 1b.

Ochoa pinch hit for Stack.

Ochoa struck out swinging.

Bishop flied out to cf to right center.

Bottom of 5th - QUEENS batting

Stack to lf for Ochoa.

CANTONI, M popped up to c.

THORNTON, O fouled out to lf.

HENSON, L doubled to left center.

HOGANS, A pinch ran for HENSON, L.

SUTTLES, S doubled to right field, RBI; HOGANS, A scored.

DIAZ, K homered to left field, 2 RBI; SUTTLES, S scored.

BYRD, L struck out looking.

THIS INNING	R	H	E	L
TTU	0	0	0	1
QUEENS	3	3	0	0

6th Inning

Top of 6th - TTU batting

Sybesma struck out swinging.

Schlageter grounded out to 3b.

Paderez walked.

Evans pinch ran for Paderez.

Capelouto singled to center field; Evans advanced to second.

Klinefelter reached on a fielder's choice; Capelouto advanced to second; Evans out at third 3b unassisted.

Bottom of 6th - QUEENS batting

STEWART, D walked.

THOMPSON, Q pinch hit for ARTANIS, A.

THOMPSON, Q grounded out to 2b, SAC, bunt; STEWART, D advanced to second.

FARMER, S grounded out to ss; STEWART, D advanced to third.

CANTONI, M struck out looking.

THIS INNING	R	H	E	L
TTU	0	1	0	2
QUEENS	0	0	0	1

7th Inning

Top of 7th - TTU batting

HENSON, L to dh for HOGANS, A.

ARTANIS, A to 2b for THOMPSON, Q.

Harvey popped up to 2b.

Power struck out swinging.

Stack singled to pitcher.

Bishop popped up to 1b.

Bottom of 7th - QUEENS batting

THORNTON, O singled through the left side.

HENSON, L homered to left center, 2 RBI; THORNTON, O scored.

THIS INNING	R	H	E	L
TTU	0	1	0	1
QUEENS	2	2	0	0

Scoring Innings - Final
Tennessee Tech at Queens
2/13/2026 at Brinkley Stadium (Boiling Springs, NC)

SCORE BY INNINGS	1	2	3	4	5	6	7	R	H	E	LOB
Tennessee Tech	2	0	3	0	0	0	0	5	9	1	10
Queens	1	0	0	0	3	0	2	6	12	1	7

Tennessee Tech starters:
4/cf/Sybesma; 27/rf/Schlageter; 25/dh/Paderez; 44/2b/Capelouto; 29/c/Klinefelter; 77/3b/Harvey; 12/1b/Power; 30/lf/Stack; 13/ss/Bishop; 23/p/York;

Queens starters:
23/cf/FARMER, S; 17/rf/CANTONI, M; 15/lf/THORNTON, O; 19/dh/HENSON, L; 3/1b/SUTTLES, S; 32/ss/DIAZ, K; 12/c/BYRD, L; 9/3b/STEWART, D; 4/2b/ARTANIS, A; 18/p/KLUCK, A;

Top of 1st - TTU batting

HENSON, L to p.

KLUCK, A to dh.

Sybesma grounded out to 2b.

Schlageter grounded out to ss.

Paderez doubled to right center.

Capelouto doubled to left center, RBI; Paderez scored.

Capelouto advanced to third on a wild pitch.

Klinefelter singled to left field, RBI; Capelouto scored.

Klinefelter advanced to second on a wild pitch.

Harvey flied out to cf.

2 R, 3 H, 0 E, 1 LOB.

Bottom of 1st - QUEENS batting

FARMER, S singled to second base, advanced to second on a throwing error by 2b.

CANTONI, M singled, bunt; FARMER, S advanced to third.

CANTONI, M stole second; FARMER, S stole home.

THORNTON, O singled through the left side.

HENSON, L popped up to ss.

SUTTLES, S fouled out to lf.

DIAZ, K singled to left field; THORNTON, O advanced to second; CANTONI, M advanced to third.

BYRD, L flied out to cf.

1 R, 4 H, 1 E, 3 LOB.

Top of 3rd - TTU batting

Schlageter singled up the middle.

Schlageter out at first 1b unassisted.

Paderez singled to center field.

Capelouto reached on a fielding error by rf; Paderez advanced to second.

Gooden pinch ran for Paderez.

Klinefelter fouled out to 1b.

Harvey homered to left center, 3 RBI, unearned; Capelouto scored, unearned; Gooden scored, unearned.

Power walked.

Stack grounded out to ss.

3 R, 3 H, 1 E, 1 LOB.

Bottom of 5th - QUEENS batting

Stack to lf for Ochoa.

CANTONI, M popped up to c.

THORNTON, O fouled out to lf.

HENSON, L doubled to left center.

HOGANS, A pinch ran for HENSON, L.

SUTTLES, S doubled to right field, RBI; HOGANS, A scored.

DIAZ, K homered to left field, 2 RBI; SUTTLES, S scored.

BYRD, L struck out looking.

3 R, 3 H, 0 E, 0 LOB.

Bottom of 7th - QUEENS batting

THORNTON, O singled through the left side.

HENSON, L homered to left center, 2 RBI; THORNTON, O scored.

2 R, 2 H, 0 E, 0 LOB.

Tennessee Tech at Queens
2/13/2026 at Brinkley Stadium (Boiling Springs, NC)

SCORE BY INNINGS	1	2	3	4	5	6	7		R	H	E	LOB
Tennessee Tech	2	0	3	0	0	0	0		5	9	1	10
Queens	1	0	0	0	3	0	2		6	12	1	7

TENNESSEE TECH SCORECARD

#	PLAYER	POS	1	2	3	4	5	6	7	AB	R	H	RBI	
1	#4 Skylar Sybesma	cf	* G4	* 1-4-3		* K		* K		4	0	0	0	
2	#27 Alina Schlageter	rf	* G6		* 1B MI OUT	* BB OUT		* G5		3	0	1	0	
3	#6 Olivia Evans #25 Jailynn Paderez #3 Skylar Gooden	pr	 2B 9		 1B 8 E	 FC4-6		 BB		0 3 0	0 1 1	0 2 0	0 0 0	
4	#44 Ashley Capelouto	2b	 2B 7 1RBI WP		 E9	 BB		 1B 8		3	2	2	1	
5	#29 Abbee Klinefelter	c	 1B 7 1RBI WP		* FF3	* P5		 FC5U		4	0	1	1	
6	#77 Ella Grace Harvey	3b	* F8		 HR 7 3RBI		 BB WP		* P4	3	1	1	3	
7	#12 Olivia Power	1b		* K	 BB		* P3		* K	3	0	0	0	
8	#30 Bailee Stack #42 Bella Ochoa	lf		* K	* G6		* K		 1B 1	3 1	0 0	1 0	0 0	
9	#13 Ella Bishop	ss		 1B 9		 HBP	* F9		* P3	3	0	1	0	
Totals										30	5	9	5	
Runs			2	0	3	0	0	0	0					5
Hits			3	1	3	0	0	1	1					9
Errors			0	0	1	0	0	0	0					1
LOB			1	1	1	3	1	2	1					10
































































TTU	IP	H	R	ER	BB	K	BF	AB	NP	ST
23 York (L)	6.0	12	6	6	1	4	31	29	0	0
Totals	6.0	12	6	6	1	4	31	29	0	0

GO-FO: York 5-9.

Tennessee Tech at Queens
2/13/2026 at Brinkley Stadium (Boiling Springs, NC)

SCORE BY INNINGS	1	2	3	4	5	6	7		R	H	E	LOB
Tennessee Tech	2	0	3	0	0	0	0		5	9	1	10
Queens	1	0	0	0	3	0	2		6	12	1	7

QUEENS SCORECARD

#	PLAYER	POS	1	2	3	4	5	6	7	AB	R	H	RBI
1	#23 Sage Farmer	cf	 1B 4 SBH	 1B 5		 G6		 G6		4	1	2	0
2	#17 Madison Cantoni	rf	 1B SB2	 FF7			 P2	 KL		4	0	1	0
3	#15 Olivia Thornton	lf	 1B LS		 K		 FF7		 1B LS	4	1	2	0
4	#19 Lindsay Henson #24 Aloni Hogans	dh	 P6		 FF7		 2B 7		 HR 7 2RBI	4 0	1 1	2 0	2 0
5	#3 Shayna Suttles	1b	 FF7		 P4		 2B 9 1RBI			3	1	1	1
6	#32 Kami Diaz	ss	 1B 7			 1B LS	 HR 7 2RBI			3	1	3	2
7	#12 Lauren Byrd	c	 F8			 1B 6 OUT	 KL			3	0	1	0
8	#9 Dani Stewart	3b		 G6		 P1		 BB		2	0	0	0
9	#4 Alivia Artanis #25 Quinn Thompson	2b		 KL		 FC6-4 SB2		 G4 SH		2 0	0 0	0 0	0 0
Totals			1	0	0	0	3	0	2	29	6	12	5
Runs			4	1	0	2	3	0	2				
Hits			1	0	0	0	0	0	0				
Errors			3	1	0	2	0	1	0				
LOB			0	0	0	0	0	0	0				

QUEENS	IP	H	R	ER	BB	K	BF	AB	NP	ST
18 KLUCK, A (W)	4.0	2	0	0	4	4	19	14	0	0
19 HENSON, L	3.0	7	5	2	1	2	17	16	0	0
Totals	7.0	9	5	2	5	6	36	30	0	0

WP: HENSON 2; KLUCK. HB: KLUCK.

GO-FO: KLUCK 3-5; HENSON 4-2.