

FINAL SCORE

| | |
|----------------|-----------|
| Friends | 54 |
|----------------|-----------|

| | |
|-------------------------|-----------|
| UC-Colo. Springs | 68 |
|-------------------------|-----------|

Friends vs. UCSS

November 26, 2021 • Massari Arena

FINAL STATISTICS

Official Box Score
Friends vs UC-Colo. Springs
Game Totals -- Final Statistics
November 26, 2021 at Massari Arena



Friends 54

| No. | Player | S | Pts | FG | 3FG | FT | OR | DR | TR | PF | A | TO | Blk | Stl | Min | +/- |
|---------------|--------------------|---|-----------|--------------|-------------|--------------|----------|-----------|-----------|-----------|----------|-----------|----------|----------|------------|-----|
| 01 | SAMMONS, GRACIE | G | 3 | 0-5 | 0-2 | 3-4 | 0 | 0 | 0 | 1 | 0 | 3 | 0 | 1 | 19 | -9 |
| 04 | CHAIRS, ALEXA | G | 6 | 2-5 | 0-1 | 2-4 | 0 | 5 | 5 | 1 | 1 | 3 | 0 | 0 | 19 | 2 |
| 05 | LACY, CARRIE | G | 12 | 5-9 | 0-1 | 2-4 | 1 | 2 | 3 | 4 | 0 | 3 | 0 | 0 | 19 | -7 |
| 15 | STIGER, HAYLEY | F | 3 | 1-6 | 0-2 | 1-2 | 0 | 2 | 2 | 1 | 0 | 0 | 0 | 0 | 14 | 1 |
| 20 | KINNIBURGH, KASSIE | F | 2 | 1-4 | 0-0 | 0-0 | 2 | 3 | 5 | 2 | 0 | 3 | 1 | 0 | 16 | 0 |
| 03 | SIMONEAU, KAYNA | G | 0 | 0-1 | 0-0 | 0-0 | 1 | 2 | 3 | 0 | 1 | 0 | 0 | 1 | 15 | -1 |
| 10 | JOHNSON, JAILEN | G | 0 | 0-0 | 0-0 | 0-0 | 0 | 0 | 0 | 1 | 0 | 0 | 0 | 0 | 8 | -10 |
| 11 | MYLES, AALIYAH | G | 5 | 1-3 | 1-2 | 2-2 | 0 | 0 | 0 | 0 | 0 | 1 | 0 | 0 | 11 | -10 |
| 13 | BUSBEE, BRIDGET | G | 9 | 4-12 | 0-4 | 1-1 | 1 | 1 | 2 | 0 | 1 | 1 | 0 | 1 | 25 | -10 |
| 14 | SHIPPY, MCKENZIE | F | 3 | 1-3 | 1-3 | 0-0 | 0 | 2 | 2 | 1 | 0 | 0 | 0 | 0 | 11 | -2 |
| 22 | JESSEPE, MADDIE | F | 0 | 0-1 | 0-1 | 0-0 | 2 | 1 | 3 | 1 | 2 | 2 | 0 | 1 | 15 | -3 |
| 24 | SWEET, LASHAWN | G | 2 | 1-2 | 0-1 | 0-0 | 0 | 0 | 0 | 0 | 2 | 0 | 0 | 0 | 12 | -10 |
| 32 | JACKSON, TAYLOR | F | 9 | 4-9 | 0-0 | 1-5 | 2 | 5 | 7 | 4 | 0 | 1 | 0 | 0 | 16 | -8 |
| | TEAM | | | | | | 0 | 4 | 4 | 0 | | 0 | | | | |
| TOTALS | | | 54 | 20-60 | 2-17 | 12-22 | 9 | 27 | 36 | 16 | 7 | 17 | 1 | 4 | 200 | |

Shooting By Period

| Period | FG | FG% | 3FG | 3FG% | FT | FT% |
|-------------|--------------|--------------|-------------|--------------|--------------|--------------|
| 1st Half | 8-31 | 26% | 1-9 | 11% | 7-14 | 50% |
| 2nd Half | 12-29 | 41% | 1-8 | 13% | 5-8 | 63% |
| Game | 20-60 | 33.3% | 2-17 | 11.8% | 12-22 | 54.5% |

Last FG: 4th-03:20
Largest lead: By 9 at
Technical Fouls: None.

UC-Colo. Springs 68

| No. | Player | S | Pts | FG | 3FG | FT | OR | DR | TR | PF | A | TO | Blk | Stl | Min | +/- |
|---------------|-------------------|---|-----------|--------------|-------------|--------------|-----------|-----------|-----------|-----------|-----------|-----------|----------|-----------|------------|-----|
| 05 | NATION, JESSICA | G | 16 | 4-10 | 2-4 | 6-8 | 1 | 4 | 5 | 1 | 0 | 0 | 0 | 2 | 24 | 19 |
| 22 | LATAPIA, INES | G | 0 | 0-3 | 0-2 | 0-0 | 1 | 0 | 1 | 2 | 3 | 3 | 0 | 0 | 15 | 20 |
| 25 | MEGYERI, SHELBY | G | 7 | 2-7 | 1-2 | 2-2 | 0 | 1 | 1 | 1 | 0 | 0 | 0 | 0 | 11 | 14 |
| 34 | JEFFCOAT, JASMINE | F | 12 | 6-7 | 0-0 | 0-0 | 2 | 6 | 8 | 4 | 3 | 3 | 3 | 0 | 17 | 13 |
| 35 | ABELA, SOPHIE | G | 5 | 1-5 | 0-1 | 3-4 | 0 | 3 | 3 | 3 | 3 | 2 | 0 | 0 | 24 | 8 |
| 02 | SHAFFER, BO | G | 0 | 0-2 | 0-1 | 0-0 | 1 | 3 | 4 | 0 | 0 | 1 | 0 | 1 | 15 | 10 |
| 03 | DOOLITTLE, EMILY | G | 0 | 0-3 | 0-3 | 0-0 | 0 | 0 | 0 | 0 | 0 | 0 | 0 | 0 | 6 | -2 |
| 04 | DOMINGUEZ, ALEXA | G | 4 | 2-5 | 0-0 | 0-2 | 1 | 5 | 6 | 2 | 2 | 2 | 0 | 3 | 20 | -8 |
| 11 | DEPETRILLO, TALIA | G | 0 | 0-0 | 0-0 | 0-0 | 0 | 0 | 0 | 0 | 0 | 0 | 0 | 0 | 1 | -4 |
| 14 | MOORE, ELLIE | F | 12 | 6-13 | 0-0 | 0-0 | 1 | 3 | 4 | 3 | 1 | 1 | 0 | 2 | 20 | 0 |
| 20 | HANEBOG, GRACIE | G | 4 | 2-2 | 0-0 | 0-0 | 1 | 0 | 1 | 2 | 0 | 3 | 0 | 2 | 11 | 14 |
| 21 | WALKER, MCCLAIN | G | 0 | 0-2 | 0-1 | 0-0 | 0 | 0 | 0 | 1 | 1 | 1 | 0 | 0 | 3 | -6 |
| 44 | FARRES, AGAR | F | 8 | 3-6 | 0-1 | 2-2 | 5 | 8 | 13 | 2 | 2 | 1 | 0 | 3 | 33 | -13 |
| | TEAM | | | | | | 1 | 3 | 4 | 0 | | 0 | | | | |
| TOTALS | | | 68 | 26-65 | 3-15 | 13-18 | 14 | 36 | 50 | 21 | 15 | 17 | 3 | 13 | 200 | |

Shooting By Period

| Period | FG | FG% | 3FG | 3FG% | FT | FT% |
|-------------|--------------|--------------|-------------|--------------|--------------|--------------|
| 1st Half | 11-34 | 32% | 2-9 | 22% | 8-10 | 80% |
| 2nd Half | 15-31 | 48% | 1-6 | 17% | 5-8 | 63% |
| Game | 26-65 | 40.0% | 3-15 | 20.0% | 13-18 | 72.2% |

Last FG: 4th-00:42
Largest lead: By 14 at
Technical Fouls: None.

Game Notes:

Officials:
 Attendance: **64**

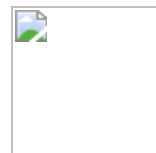
Start Time: **08:00 PM**
 Neutral Court;

| Score | 1st | 2nd | 3rd | 4th | TOT |
|-------|-----|-----|-----|-----|-----------|
| FAU | 17 | 7 | 20 | 10 | 54 |
| UCCS | 11 | 21 | 15 | 21 | 68 |

FAU led for 11:09. UCCS led for 24:36.
Game was tied for 0:0.
 Times tied: 7 Lead Changes: 7

| Points | FAU | UCCS |
|--------------|----------------|----------------|
| In the Paint | 32 | 42 |
| Off Turns | 13 | 15 |
| 2nd Chance | 8 | 15 |
| Fast Break | 5 | 14 |
| Bench | 28 | 28 |
| Per Poss | 0.701 26/77 | 0.907 33/75 |

Official Box Score
Friends vs UC-Colo. Springs
First Half Statistics Only
November 26, 2021 at Massari Arena



Friends 24

| No. | Player | S | Pts | FG | 3FG | FT | OR | DR | TR | PF | A | TO | Blk | Stl | Min | +/- |
|---------------|--------------------|---|-----------|-------------|------------|-------------|----------|-----------|-----------|----------|----------|-----------|----------|----------|------------|----------|
| 01 | SAMMONS, GRACIE | G | 2 | 0-4 | 0-2 | 2-2 | 0 | 0 | 0 | 0 | 0 | 1 | 0 | 0 | 11 | -7 |
| 03 | SIMONEAU, KAYNA | G | 0 | 0-1 | 0-0 | 0-0 | 0 | 1 | 1 | 0 | 0 | 0 | 0 | 0 | 7 | -4 |
| 04 | CHAIRS, ALEXA | G | 1 | 0-3 | 0-1 | 1-2 | 0 | 3 | 3 | 0 | 1 | 1 | 0 | 0 | 9 | -2 |
| 05 | LACY, CARRIE | G | 4 | 1-3 | 0-1 | 2-4 | 0 | 1 | 1 | 2 | 0 | 2 | 0 | 0 | 8 | 0 |
| 10 | JOHNSON, JAILEN | G | 0 | 0-0 | 0-0 | 0-0 | 0 | 0 | 0 | 1 | 0 | 0 | 0 | 0 | 4 | -6 |
| 11 | MYLES, AALIYAH | G | 3 | 1-2 | 1-2 | 0-0 | 0 | 0 | 0 | 0 | 0 | 0 | 0 | 0 | 5 | -4 |
| 13 | BUSBEE, BRIDGET | G | 5 | 2-5 | 0-1 | 1-1 | 1 | 0 | 1 | 0 | 0 | 0 | 0 | 0 | 12 | -7 |
| 14 | SHIPPY, MCKENZIE | F | 0 | 0-0 | 0-0 | 0-0 | 0 | 1 | 1 | 0 | 0 | 0 | 0 | 0 | 2 | 6 |
| 15 | STIGER, HAYLEY | F | 1 | 0-3 | 0-1 | 1-2 | 0 | 2 | 2 | 1 | 0 | 0 | 0 | 0 | 8 | -2 |
| 20 | KINNIBURGH, KASSIE | F | 0 | 0-2 | 0-0 | 0-0 | 1 | 3 | 4 | 1 | 0 | 3 | 0 | 0 | 8 | -1 |
| 22 | JESSEPE, MADDIE | F | 0 | 0-1 | 0-1 | 0-0 | 2 | 1 | 3 | 0 | 1 | 2 | 0 | 1 | 9 | -1 |
| 24 | SWEET, LASHAWN | G | 2 | 1-1 | 0-0 | 0-0 | 0 | 0 | 0 | 0 | 2 | 0 | 0 | 0 | 7 | -3 |
| 32 | JACKSON, TAYLOR | F | 6 | 3-6 | 0-0 | 0-3 | 2 | 4 | 6 | 2 | 0 | 1 | 0 | 0 | 10 | -9 |
| | TEAM | | 0 | 0-0 | 0-0 | 0-0 | 0 | 3 | 3 | 0 | 0 | 0 | 0 | 0 | 0 | 0 |
| TOTALS | | | 24 | 8-31 | 1-9 | 7-14 | 6 | 19 | 25 | 7 | 4 | 10 | 0 | 1 | 100 | 0 |

Shooting By Period

| Period | FG | FG% | 3FG | 3FG% | FT | FT% |
|----------|-------|-------|------|-------|-------|-------|
| 1st Half | 8-31 | 26% | 1-9 | 11% | 7-14 | 50% |
| Game | 20-60 | 33.3% | 2-17 | 11.8% | 12-22 | 54.5% |

Last FG Half: FAU 2nd-04:03

UC-Colo. Springs 32

| No. | Player | S | Pts | FG | 3FG | FT | OR | DR | TR | PF | A | TO | Blk | Stl | Min | +/- |
|---------------|-------------------|---|-----------|--------------|------------|-------------|----------|-----------|-----------|-----------|----------|----------|----------|----------|------------|----------|
| 02 | SHAFFER, BO | G | 0 | 0-1 | 0-0 | 0-0 | 1 | 3 | 4 | 0 | 0 | 0 | 0 | 0 | 10 | 13 |
| 03 | DOOLITTLE, EMILY | G | 0 | 0-3 | 0-3 | 0-0 | 0 | 0 | 0 | 0 | 0 | 0 | 0 | 0 | 5 | -2 |
| 04 | DOMINGUEZ, ALEXA | G | 2 | 1-3 | 0-0 | 0-2 | 1 | 2 | 3 | 1 | 1 | 0 | 0 | 2 | 9 | -10 |
| 05 | NATION, JESSICA | G | 11 | 2-5 | 1-2 | 6-6 | 0 | 2 | 2 | 0 | 0 | 0 | 0 | 2 | 10 | 15 |
| 11 | DEPETRILLO, TALIA | G | 0 | 0-0 | 0-0 | 0-0 | 0 | 0 | 0 | 0 | 0 | 0 | 0 | 0 | 1 | -4 |
| 14 | MOORE, ELLIE | F | 8 | 4-8 | 0-0 | 0-0 | 1 | 3 | 4 | 2 | 0 | 1 | 0 | 2 | 11 | 0 |
| 20 | HANEBOG, GRACIE | G | 0 | 0-0 | 0-0 | 0-0 | 0 | 0 | 0 | 1 | 0 | 1 | 0 | 1 | 3 | 8 |
| 21 | WALKER, MCCLAIN | G | 0 | 0-2 | 0-1 | 0-0 | 0 | 0 | 0 | 1 | 1 | 1 | 0 | 0 | 3 | -6 |
| 22 | LATAPIA, INES | G | 0 | 0-1 | 0-1 | 0-0 | 1 | 0 | 1 | 2 | 0 | 1 | 0 | 0 | 8 | 12 |
| 25 | MEGYERI, SHELBY | G | 5 | 1-5 | 1-1 | 2-2 | 0 | 1 | 1 | 0 | 0 | 0 | 0 | 0 | 8 | 7 |
| 34 | JEFFCOAT, JASMINE | F | 4 | 2-2 | 0-0 | 0-0 | 0 | 4 | 4 | 3 | 2 | 2 | 1 | 0 | 9 | 7 |
| 35 | ABELA, SOPHIE | G | 0 | 0-1 | 0-0 | 0-0 | 0 | 1 | 1 | 2 | 1 | 1 | 0 | 0 | 7 | -1 |
| 44 | FARRES, AGAR | F | 2 | 1-3 | 0-1 | 0-0 | 1 | 5 | 6 | 2 | 1 | 0 | 0 | 1 | 13 | -8 |
| | TEAM | | 0 | 0-0 | 0-0 | 0-0 | 0 | 1 | 1 | 0 | 0 | 0 | 0 | 0 | 0 | 0 |
| TOTALS | | | 32 | 11-34 | 2-9 | 8-10 | 5 | 22 | 27 | 14 | 6 | 7 | 1 | 8 | 100 | 0 |

Shooting By Period

| Period | FG | FG% | 3FG | 3FG% | FT | FT% |
|----------|-------|-------|------|-------|-------|-------|
| 1st Half | 11-34 | 32% | 2-9 | 22% | 8-10 | 80% |
| Game | 26-65 | 40.0% | 3-15 | 20.0% | 13-18 | 72.2% |

Last FG Half: UCCS 2nd-00:50

Game Notes:

Officials:
 Attendance: **64**

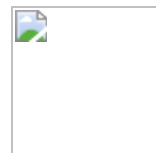
Start Time: **08:00 PM**
 Neutral Court;

| Score | 1st | 2nd | 3rd | 4th | TOT |
|-------|-----|-----|-----|-----|-----------|
| FAU | 17 | 7 | 20 | 10 | 54 |
| UCCS | 11 | 21 | 15 | 21 | 68 |

Points from (This Period) FAU UCCS

| | | |
|--------------|----|----|
| In the Paint | 12 | 14 |
| Off Turns | 8 | 11 |
| 2nd Chance | 6 | 4 |
| Fast Break | 2 | 12 |
| Bench | 16 | 12 |

Official Box Score
Friends vs UC-Colo. Springs
First Quarter Statistics Only
November 26, 2021 at Massari Arena



Friends 17

| No. | Player | S | Pts | FG | 3FG | FT | OR | DR | TR | PF | A | TO | Blk | Stl | Min | +/- |
|---------------|--------------------|---|-----------|-------------|------------|-------------|----------|-----------|-----------|----------|----------|----------|----------|----------|-----------|-----|
| 01 | SAMMONS, GRACIE | G | 2 | 0-1 | 0-0 | 2-2 | 0 | 0 | 0 | 0 | 0 | 0 | 0 | 0 | 5 | -2 |
| 04 | CHAIRS, ALEXA | G | 1 | 0-2 | 0-1 | 1-2 | 0 | 2 | 2 | 0 | 0 | 0 | 0 | 0 | 5 | 2 |
| 05 | LACY, CARRIE | G | 4 | 1-2 | 0-0 | 2-2 | 0 | 1 | 1 | 1 | 0 | 2 | 0 | 0 | 6 | 2 |
| 15 | STIGER, HAYLEY | F | 1 | 0-2 | 0-0 | 1-2 | 0 | 2 | 2 | 1 | 0 | 0 | 0 | 0 | 5 | 4 |
| 20 | KINNIBURGH, KASSIE | F | 0 | 0-0 | 0-0 | 0-0 | 1 | 1 | 2 | 1 | 0 | 2 | 0 | 0 | 5 | 6 |
| 03 | SIMONEAU, KAYNA | G | 0 | 0-1 | 0-0 | 0-0 | 0 | 1 | 1 | 0 | 0 | 0 | 0 | 0 | 4 | 4 |
| 10 | JOHNSON, JAILEN | G | 0 | 0-0 | 0-0 | 0-0 | 0 | 0 | 0 | 0 | 0 | 0 | 0 | 0 | 0 | 0 |
| 11 | MYLES, AALIYAH | G | 0 | 0-0 | 0-0 | 0-0 | 0 | 0 | 0 | 0 | 0 | 0 | 0 | 0 | 0 | 0 |
| 13 | BUSBEE, BRIDGET | G | 3 | 1-3 | 0-0 | 1-1 | 1 | 0 | 1 | 0 | 0 | 0 | 0 | 0 | 6 | 6 |
| 14 | SHIPPY, MCKENZIE | F | 0 | 0-0 | 0-0 | 0-0 | 0 | 1 | 1 | 0 | 0 | 0 | 0 | 0 | 2 | 6 |
| 22 | JESSEPE, MADDIE | F | 0 | 0-0 | 0-0 | 0-0 | 0 | 1 | 1 | 0 | 0 | 0 | 0 | 1 | 5 | 0 |
| 24 | SWEET, LASHAWN | G | 2 | 1-1 | 0-0 | 0-0 | 0 | 0 | 0 | 0 | 2 | 0 | 0 | 0 | 4 | 4 |
| 32 | JACKSON, TAYLOR | F | 4 | 2-3 | 0-0 | 0-1 | 0 | 1 | 1 | 0 | 0 | 0 | 0 | 0 | 3 | -2 |
| | TEAM | | | 0-0 | | | 0 | 2 | 2 | 0 | | 0 | | | | |
| TOTALS | | | 17 | 5-15 | 0-1 | 7-10 | 2 | 12 | 14 | 3 | 2 | 4 | 0 | 1 | 50 | |

Shooting By Period

| Period | FG | FG% | 3FG | 3FG% | FT | FT% |
|----------|-------|-------|------|-------|-------|-------|
| 1st Half | 5-15 | 33% | 0-1 | 00% | 7-10 | 70% |
| 1st Half | 8-31 | 26% | 1-9 | 11% | 7-14 | 50% |
| Game | 20-60 | 33.3% | 2-17 | 11.8% | 12-22 | 54.5% |

UC-Colo. Springs 11

| No. | Player | S | Pts | FG | 3FG | FT | OR | DR | TR | PF | A | TO | Blk | Stl | Min | +/- |
|---------------|-------------------|---|-----------|-------------|------------|------------|----------|-----------|-----------|----------|----------|----------|----------|----------|-----------|-----|
| 05 | NATION, JESSICA | G | 2 | 0-2 | 0-1 | 2-2 | 0 | 1 | 1 | 0 | 0 | 0 | 0 | 1 | 4 | 2 |
| 22 | LATAPIA, INES | G | 0 | 0-0 | 0-0 | 0-0 | 0 | 0 | 0 | 1 | 0 | 1 | 0 | 0 | 5 | 4 |
| 25 | MEGYERI, SHELBY | G | 5 | 1-4 | 1-1 | 2-2 | 0 | 1 | 1 | 0 | 0 | 0 | 0 | 0 | 6 | 2 |
| 34 | JEFFCOAT, JASMINE | F | 0 | 0-0 | 0-0 | 0-0 | 0 | 3 | 3 | 2 | 1 | 2 | 1 | 0 | 4 | -2 |
| 35 | ABELA, SOPHIE | G | 0 | 0-1 | 0-0 | 0-0 | 0 | 0 | 0 | 1 | 0 | 0 | 0 | 0 | 3 | -2 |
| 02 | SHAFFER, BO | G | 0 | 0-0 | 0-0 | 0-0 | 1 | 0 | 1 | 0 | 0 | 0 | 0 | 0 | 5 | 0 |
| 03 | DOOLITTLE, EMILY | G | 0 | 0-1 | 0-1 | 0-0 | 0 | 0 | 0 | 0 | 0 | 0 | 0 | 0 | 1 | -2 |
| 04 | DOMINGUEZ, ALEXA | G | 2 | 1-2 | 0-0 | 0-0 | 1 | 2 | 3 | 1 | 0 | 0 | 0 | 1 | 5 | -10 |
| 11 | DEPETRILLO, TALIA | G | 0 | 0-0 | 0-0 | 0-0 | 0 | 0 | 0 | 0 | 0 | 0 | 0 | 0 | 1 | -4 |
| 14 | MOORE, ELLIE | F | 2 | 1-4 | 0-0 | 0-0 | 0 | 2 | 2 | 1 | 0 | 1 | 0 | 1 | 6 | -4 |
| 20 | HANEBORG, GRACIE | G | 0 | 0-0 | 0-0 | 0-0 | 0 | 0 | 0 | 0 | 0 | 0 | 0 | 0 | 0 | 0 |
| 21 | WALKER, MCCLAIN | G | 0 | 0-2 | 0-1 | 0-0 | 0 | 0 | 0 | 1 | 1 | 1 | 0 | 0 | 3 | -6 |
| 44 | FARRES, AGAR | F | 0 | 0-2 | 0-1 | 0-0 | 1 | 1 | 2 | 2 | 0 | 0 | 0 | 0 | 6 | -8 |
| | TEAM | | | 0-0 | | | 0 | 1 | 1 | 0 | | 0 | | | | |
| TOTALS | | | 11 | 3-18 | 1-5 | 4-4 | 3 | 11 | 14 | 9 | 2 | 5 | 1 | 3 | 50 | |

Shooting By Period

| Period | FG | FG% | 3FG | 3FG% | FT | FT% |
|----------|-------|-------|------|-------|-------|-------|
| 1st Half | 3-18 | 17% | 1-5 | 20% | 4-4 | 100% |
| 1st Half | 11-34 | 32% | 2-9 | 22% | 8-10 | 80% |
| Game | 26-65 | 40.0% | 3-15 | 20.0% | 13-18 | 72.2% |

Game Notes:

Officials:
Attendance: **64**

Start Time: **08:00 PM**
Neutral Court;

| Score | 1st | 2nd | 3rd | 4th | TOT |
|-------|-----|-----|-----|-----|-----------|
| FAU | 17 | 7 | 20 | 10 | 54 |
| UCCS | 11 | 21 | 15 | 21 | 68 |

| Points (This Period) | FAU | UCCS |
|----------------------|---------------|---------------|
| In the Paint | 10 | 4 |
| Off Turns | 5 | 0 |
| 2nd Chance | 3 | 0 |
| Fast Break | 2 | 4 |
| Bench | 9 | 4 |
| Per Poss | 0.810 9/21 | 0.500 5/22 |

Official Play-By-Play
Friends vs UC-Colo. Springs
First Quarter
November 26, 2021 at Massari Arena



Period 1

Starters:

Friends: 1 SAMMONS, GRACIE (G); 4 CHAIRS, ALEXA (G); 5 LACY, CARRIE (G); 15 STIGER, HAYLEY (F); 20 KINNIBURGH, KASSIE (F);
UC-Colo. Springs: 5 NATION, JESSICA (G); 22 LATAPIA, INES (G); 25 MEGYERI, SHELBY (G); 34 JEFFCOAT, JASMINE (F); 35 ABELA, SOPHIE (G);

| Time | VISITORS: Friends | Score | Margin | HOME: UC-Colo. Springs |
|-------|-------------------------------------|-------|--------|------------------------------------|
| 09:30 | | | | MISSED JUMPER by ABELA, SOPHIE |
| 09:26 | REBOUND (DEF) by CHAIRS, ALEXA | | | |
| 09:20 | | | | FOUL by LATAPIA, INES |
| 09:20 | GOOD! FT by CHAIRS, ALEXA | 0-1 | V 1 | |
| 09:20 | MISSED FT by CHAIRS, ALEXA | | | |
| 09:19 | REBOUND (OFF) by KINNIBURGH, KASSIE | | | |
| 08:59 | MISSED JUMPER by CHAIRS, ALEXA | | | |
| 08:56 | | | | REBOUND (DEF) by JEFFCOAT, JASMINE |
| 08:43 | | 3-1 | H 2 | GOOD! 3PTR by MEGYERI, SHELBY |
| 08:43 | | | | ASSIST by JEFFCOAT, JASMINE |
| 08:26 | | | | FOUL by ABELA, SOPHIE |
| 08:26 | GOOD! FT by SAMMONS, GRACIE | 3-2 | H 1 | |
| 08:26 | GOOD! FT by SAMMONS, GRACIE | 3-3 | T | |
| 08:15 | | | | MISSED JUMPER by MEGYERI, SHELBY |
| 08:14 | REBOUND (DEF) by STIGER, HAYLEY | | | |
| 08:14 | | | | FOUL by JEFFCOAT, JASMINE |
| 08:14 | | | | SUB OUT: JEFFCOAT, JASMINE |
| 08:14 | | | | SUB IN: MOORE, ELLIE |
| 08:01 | MISSED JUMPER by LACY, CARRIE | | | |
| 08:01 | | | | REBOUND (DEF) by TEAM |
| 08:00 | | | | TURNOVER by LATAPIA, INES |
| 07:39 | MISSED 3PTR by CHAIRS, ALEXA | | | |
| 07:36 | | | | REBOUND (DEF) by NATION, JESSICA |
| 07:33 | FOUL by KINNIBURGH, KASSIE | | | |
| 07:33 | | | | SUB OUT: ABELA, SOPHIE |
| 07:33 | | | | SUB IN: SHAFFER, BO |
| 07:33 | SUB OUT: STIGER, HAYLEY | | | |
| 07:33 | SUB OUT: KINNIBURGH, KASSIE | | | |
| 07:33 | SUB IN: JESSEPE, MADDIE | | | |
| 07:33 | SUB IN: JACKSON, TAYLOR | | | |
| 07:33 | | 4-3 | H 1 | GOOD! FT by NATION, JESSICA |
| 07:33 | | 5-3 | H 2 | GOOD! FT by NATION, JESSICA |
| 07:26 | TURNOVER by LACY, CARRIE | | | |
| 07:26 | | | | STEAL by NATION, JESSICA |
| 07:17 | | | | MISSED 3PTR by NATION, JESSICA |
| 07:15 | REBOUND (DEF) by TEAM | | | |
| 06:56 | MISSED LAYUP by SAMMONS, GRACIE | | | |
| 06:53 | | | | REBOUND (DEF) by MOORE, ELLIE |
| 06:53 | SUB OUT: CHAIRS, ALEXA | | | |
| 06:53 | SUB IN: BUSBEE, BRIDGET | | | |
| 06:46 | | | | MISSED LAYUP by MEGYERI, SHELBY |
| 06:44 | | | | REBOUND (OFF) by SHAFFER, BO |
| 06:31 | | | | MISSED JUMPER by NATION, JESSICA |
| 06:27 | REBOUND (DEF) by JACKSON, TAYLOR | | | |
| 06:23 | MISSED JUMPER by BUSBEE, BRIDGET | | | |
| 06:20 | | | | REBOUND (DEF) by MEGYERI, SHELBY |
| 06:17 | FOUL by LACY, CARRIE | | | |
| 06:17 | | | | SUB OUT: NATION, JESSICA |
| 06:17 | | | | SUB IN: FARRER, AGAR |
| 06:17 | | 6-3 | H 3 | GOOD! FT by MEGYERI, SHELBY [FB] |
| 06:17 | | 7-3 | H 4 | GOOD! FT by MEGYERI, SHELBY [FB] |
| 06:17 | SUB OUT: SAMMONS, GRACIE | | | |
| 06:17 | SUB OUT: LACY, CARRIE | | | |
| 06:17 | SUB IN: SIMONEAU, KAYNA | | | |
| 06:17 | SUB IN: SWEET, LASHAWN | | | |
| 05:58 | GOOD! LAYUP by JACKSON, TAYLOR | 7-5 | H 2 | |
| 05:58 | ASSIST by SWEET, LASHAWN | | | |
| 05:43 | | 9-5 | H 4 | GOOD! LAYUP by MOORE, ELLIE |
| 05:29 | | | | FOUL by FARRER, AGAR |
| 05:29 | | | | SUB OUT: LATAPIA, INES |
| 05:29 | | | | SUB IN: DOMINGUEZ, ALEXA |
| 05:26 | MISSED LAYUP by JACKSON, TAYLOR | | | |
| 05:19 | | | | REBOUND (DEF) by FARRER, AGAR |
| 05:03 | | | | MISSED 3PTR by FARRER, AGAR |
| 05:00 | REBOUND (DEF) by SIMONEAU, KAYNA | | | |

| Time | VISITORS: Friends | Score | Margin | HOME: UC-Colo. Springs |
|-------|-------------------------------------|-------|--------|--------------------------------------|
| 04:49 | GOOD! LAYUP by JACKSON, TAYLOR | 9-7 | H 2 | |
| 04:49 | ASSIST by SWEET, LASHAWN | | | |
| 04:49 | | | | FOUL by MOORE, ELLIE |
| 04:49 | TIMEOUT MEDIA | | | |
| 04:49 | | | | SUB OUT: MOORE, ELLIE |
| 04:49 | | | | SUB IN: JEFFCOAT, JASMINE |
| 04:48 | MISSED FT by JACKSON, TAYLOR | | | |
| 04:47 | | | | REBOUND (DEF) by DOMINGUEZ, ALEXA |
| 04:37 | | | | MISSED JUMPER by MEGYERI, SHELBY |
| 04:34 | | | | REBOUND (OFF) by FARRS, AGAR |
| 04:24 | | | | TURNOVER by JEFFCOAT, JASMINE |
| 04:24 | SUB OUT: JACKSON, TAYLOR | | | |
| 04:24 | SUB IN: STIGER, HAYLEY | | | |
| 04:00 | MISSED JUMPER by STIGER, HAYLEY | | | |
| 03:57 | | | | REBOUND (DEF) by DOMINGUEZ, ALEXA |
| 03:47 | FOUL by STIGER, HAYLEY | | | |
| 03:47 | | | | SUB OUT: MEGYERI, SHELBY |
| 03:47 | | | | SUB IN: WALKER, MCCLAIN |
| 03:45 | | | | FOUL by JEFFCOAT, JASMINE |
| 03:45 | | | | TURNOVER by JEFFCOAT, JASMINE |
| 03:12 | GOOD! LAYUP by SWEET, LASHAWN | 9-9 | T | |
| 02:55 | | | | MISSED 3PTR by WALKER, MCCLAIN |
| 02:52 | REBOUND (DEF) by JESSEPE, MADDIE | | | |
| 02:41 | MISSED JUMPER by STIGER, HAYLEY | | | |
| 02:38 | | | | REBOUND (DEF) by JEFFCOAT, JASMINE |
| 02:35 | | 11-9 | H 2 | GOOD! LAYUP by DOMINGUEZ, ALEXA [FB] |
| 02:35 | | | | ASSIST by WALKER, MCCLAIN |
| 02:23 | MISSED LAYUP by SIMONEAU, KAYNA | | | |
| 02:23 | | | | BLOCK by JEFFCOAT, JASMINE |
| 02:19 | | | | REBOUND (DEF) by JEFFCOAT, JASMINE |
| 02:13 | | | | TURNOVER by WALKER, MCCLAIN |
| 02:13 | STEAL by JESSEPE, MADDIE | | | |
| 02:09 | MISSED LAYUP by BUSBEE, BRIDGET | | | |
| 02:09 | REBOUND (OFF) by BUSBEE, BRIDGET | | | |
| 02:09 | GOOD! LAYUP by BUSBEE, BRIDGET | 11-11 | T | |
| 02:08 | | | | FOUL by WALKER, MCCLAIN |
| 02:08 | | | | SUB OUT: SHAFFER, BO |
| 02:08 | | | | SUB OUT: JEFFCOAT, JASMINE |
| 02:08 | | | | SUB IN: DEPETRILLO, TALIA |
| 02:08 | | | | SUB IN: MOORE, ELLIE |
| 02:08 | SUB OUT: SIMONEAU, KAYNA | | | |
| 02:08 | SUB OUT: JESSEPE, MADDIE | | | |
| 02:08 | SUB OUT: SWEET, LASHAWN | | | |
| 02:08 | SUB IN: LACY, CARRIE | | | |
| 02:08 | SUB IN: SHIPPY, MCKENZIE | | | |
| 02:08 | SUB IN: KINNIBURGH, KASSIE | | | |
| 02:08 | GOOD! FT by BUSBEE, BRIDGET | 11-12 | V 1 | |
| 02:07 | | | | MISSED JUMPER by WALKER, MCCLAIN |
| 02:05 | | | | REBOUND (OFF) by DOMINGUEZ, ALEXA |
| 02:04 | | | | MISSED LAYUP by DOMINGUEZ, ALEXA |
| 02:04 | REBOUND (DEF) by STIGER, HAYLEY | | | |
| 02:00 | | | | FOUL by DOMINGUEZ, ALEXA |
| 02:00 | GOOD! FT by STIGER, HAYLEY | 11-13 | V 2 | |
| 02:00 | MISSED FT by STIGER, HAYLEY | | | |
| 01:59 | | | | REBOUND (DEF) by MOORE, ELLIE |
| 01:57 | | | | TURNOVER by MOORE, ELLIE |
| 01:57 | SUB OUT: STIGER, HAYLEY | | | |
| 01:57 | SUB IN: CHAIRS, ALEXA | | | |
| 01:43 | TURNOVER by KINNIBURGH, KASSIE | | | |
| 01:43 | | | | STEAL by DOMINGUEZ, ALEXA |
| 01:30 | | | | MISSED LAYUP by MOORE, ELLIE |
| 01:28 | REBOUND (DEF) by SHIPPY, MCKENZIE | | | |
| 01:19 | GOOD! JUMPER by LACY, CARRIE | 11-15 | V 4 | |
| 01:01 | | | | MISSED JUMPER by MOORE, ELLIE |
| 00:58 | REBOUND (DEF) by KINNIBURGH, KASSIE | | | |
| 00:56 | TURNOVER by KINNIBURGH, KASSIE | | | |
| 00:56 | | | | STEAL by MOORE, ELLIE |
| 00:53 | | | | MISSED LAYUP by FARRS, AGAR |
| 00:53 | REBOUND (DEF) by LACY, CARRIE | | | |
| 00:53 | | | | FOUL by FARRS, AGAR |
| 00:53 | | | | SUB OUT: DEPETRILLO, TALIA |
| 00:53 | | | | SUB OUT: WALKER, MCCLAIN |
| 00:53 | | | | SUB IN: DOOLITTLE, EMILY |
| 00:53 | | | | SUB IN: ABELA, SOPHIE |
| 00:53 | SUB OUT: BUSBEE, BRIDGET | | | |
| 00:53 | SUB IN: SAMMONS, GRACIE | | | |

| Time | VISITORS: Friends | Score | Margin | HOME: UC-Colo. Springs |
|-------|--------------------------------|-------|--------|---------------------------------|
| 00:53 | GOOD! FT by LACY, CARRIE [FB] | 11-16 | V 5 | |
| 00:53 | GOOD! FT by LACY, CARRIE [FB] | 11-17 | V 6 | |
| 00:41 | | | | MISSED 3PTR by DOOLITTLE, EMILY |
| 00:38 | REBOUND (DEF) by CHAIRS, ALEXA | | | |
| 00:16 | TURNOVER by LACY, CARRIE | | | |
| 00:01 | | | | MISSED JUMPER by MOORE, ELLIE |
| 00:00 | REBOUND (DEF) by TEAM | | | |

Friends 17, UC-Colo. Springs 11

| Points (This Period) | FAU | UCCS |
|----------------------|---------------|---------------|
| In the Paint | 10 | 4 |
| Off Turns | 5 | 0 |
| 2nd Chance | 3 | 0 |
| Fast Break | 2 | 4 |
| Bench | 9 | 4 |
| Per Poss | 0.810 9/21 | 0.500 5/22 |

Official Box Score
Friends vs UC-Colo. Springs
Second Quarter Statistics Only
November 26, 2021 at Massari Arena



Friends 7

| No. | Player | S | Pts | FG | 3FG | FT | OR | DR | TR | PF | A | TO | Blk | Stl | Min | +/- |
|---------------|--------------------|---|----------|-------------|------------|------------|----------|----------|-----------|----------|----------|----------|----------|----------|-----------|-----|
| 01 | SAMMONS, GRACIE | G | 0 | 0-3 | 0-2 | 0-0 | 0 | 0 | 0 | 0 | 0 | 1 | 0 | 0 | 6 | -5 |
| 04 | CHAIRS, ALEXA | G | 0 | 0-1 | 0-0 | 0-0 | 0 | 1 | 1 | 0 | 1 | 1 | 0 | 0 | 4 | -4 |
| 05 | LACY, CARRIE | G | 0 | 0-1 | 0-1 | 0-2 | 0 | 0 | 0 | 1 | 0 | 0 | 0 | 0 | 2 | -2 |
| 15 | STIGER, HAYLEY | F | 0 | 0-1 | 0-1 | 0-0 | 0 | 0 | 0 | 0 | 0 | 0 | 0 | 0 | 3 | -6 |
| 20 | KINNIBURGH, KASSIE | F | 0 | 0-2 | 0-0 | 0-0 | 0 | 2 | 2 | 0 | 0 | 1 | 0 | 0 | 3 | -7 |
| 03 | SIMONEAU, KAYNA | G | 0 | 0-0 | 0-0 | 0-0 | 0 | 0 | 0 | 0 | 0 | 0 | 0 | 0 | 3 | -8 |
| 10 | JOHNSON, JAILEN | G | 0 | 0-0 | 0-0 | 0-0 | 0 | 0 | 0 | 1 | 0 | 0 | 0 | 0 | 4 | -6 |
| 11 | MYLES, AALIYAH | G | 3 | 1-2 | 1-2 | 0-0 | 0 | 0 | 0 | 0 | 0 | 0 | 0 | 0 | 5 | -4 |
| 13 | BUSBEE, BRIDGET | G | 2 | 1-2 | 0-1 | 0-0 | 0 | 0 | 0 | 0 | 0 | 0 | 0 | 0 | 6 | -13 |
| 14 | SHIPPY, MCKENZIE | F | 0 | 0-0 | 0-0 | 0-0 | 0 | 0 | 0 | 0 | 0 | 0 | 0 | 0 | 0 | 0 |
| 22 | JESSEPE, MADDIE | F | 0 | 0-1 | 0-1 | 0-0 | 2 | 0 | 2 | 0 | 1 | 2 | 0 | 0 | 4 | -1 |
| 24 | SWEET, LASHAWN | G | 0 | 0-0 | 0-0 | 0-0 | 0 | 0 | 0 | 0 | 0 | 0 | 0 | 0 | 3 | -7 |
| 32 | JACKSON, TAYLOR | F | 2 | 1-3 | 0-0 | 0-2 | 2 | 3 | 5 | 2 | 0 | 1 | 0 | 0 | 7 | -7 |
| | TEAM | | | 0-0 | | | 0 | 1 | 1 | 0 | | 0 | | | | |
| TOTALS | | | 7 | 3-16 | 1-8 | 0-4 | 4 | 7 | 11 | 4 | 2 | 6 | 0 | 0 | 50 | |

Shooting By Period

| Period | FG | FG% | 3FG | 3FG% | FT | FT% |
|----------|-------|-------|------|-------|-------|-------|
| 2nd Half | 3-16 | 19% | 1-8 | 13% | 0-4 | 00% |
| 2nd Half | 12-29 | 41% | 1-8 | 13% | 5-8 | 63% |
| Game | 20-60 | 33.3% | 2-17 | 11.8% | 12-22 | 54.5% |

UC-Colo. Springs 21

| No. | Player | S | Pts | FG | 3FG | FT | OR | DR | TR | PF | A | TO | Blk | Stl | Min | +/- |
|---------------|-------------------|---|-----------|-------------|------------|------------|----------|-----------|-----------|----------|----------|----------|----------|----------|-----------|-----|
| 05 | NATION, JESSICA | G | 9 | 2-3 | 1-1 | 4-4 | 0 | 1 | 1 | 0 | 0 | 0 | 0 | 1 | 6 | 13 |
| 22 | LATAPIA, INES | G | 0 | 0-1 | 0-1 | 0-0 | 1 | 0 | 1 | 1 | 0 | 0 | 0 | 0 | 3 | 8 |
| 25 | MEGYERI, SHELBY | G | 0 | 0-1 | 0-0 | 0-0 | 0 | 0 | 0 | 0 | 0 | 0 | 0 | 0 | 2 | 5 |
| 34 | JEFFCOAT, JASMINE | F | 4 | 2-2 | 0-0 | 0-0 | 0 | 1 | 1 | 1 | 1 | 0 | 0 | 0 | 5 | 9 |
| 35 | ABELA, SOPHIE | G | 0 | 0-0 | 0-0 | 0-0 | 0 | 1 | 1 | 1 | 1 | 1 | 0 | 0 | 4 | 1 |
| 02 | SHAFFER, BO | G | 0 | 0-1 | 0-0 | 0-0 | 0 | 3 | 3 | 0 | 0 | 0 | 0 | 0 | 5 | 13 |
| 03 | DOOLITTLE, EMILY | G | 0 | 0-2 | 0-2 | 0-0 | 0 | 0 | 0 | 0 | 0 | 0 | 0 | 0 | 4 | 0 |
| 04 | DOMINGUEZ, ALEXA | G | 0 | 0-1 | 0-0 | 0-2 | 0 | 0 | 0 | 0 | 1 | 0 | 0 | 1 | 4 | 0 |
| 11 | DEPETRILLO, TALIA | G | 0 | 0-0 | 0-0 | 0-0 | 0 | 0 | 0 | 0 | 0 | 0 | 0 | 0 | 0 | 0 |
| 14 | MOORE, ELLIE | F | 6 | 3-4 | 0-0 | 0-0 | 1 | 1 | 2 | 1 | 0 | 0 | 0 | 1 | 5 | 4 |
| 20 | HANEBORG, GRACIE | G | 0 | 0-0 | 0-0 | 0-0 | 0 | 0 | 0 | 1 | 0 | 1 | 0 | 1 | 3 | 8 |
| 21 | WALKER, MCCLAIN | G | 0 | 0-0 | 0-0 | 0-0 | 0 | 0 | 0 | 0 | 0 | 0 | 0 | 0 | 0 | 0 |
| 44 | FARRES, AGAR | F | 2 | 1-1 | 0-0 | 0-0 | 0 | 4 | 4 | 0 | 1 | 0 | 0 | 1 | 7 | 0 |
| | TEAM | | | 0-0 | | | 0 | 0 | 0 | 0 | | 0 | | | | |
| TOTALS | | | 21 | 8-16 | 1-4 | 4-6 | 2 | 11 | 13 | 5 | 4 | 2 | 0 | 5 | 50 | |

Shooting By Period

| Period | FG | FG% | 3FG | 3FG% | FT | FT% |
|----------|-------|-------|------|-------|-------|-------|
| 2nd Half | 8-16 | 50% | 1-4 | 25% | 4-6 | 67% |
| 2nd Half | 15-31 | 48% | 1-6 | 17% | 5-8 | 63% |
| Game | 26-65 | 40.0% | 3-15 | 20.0% | 13-18 | 72.2% |

Game Notes:

Officials:
Attendance: **64**

Start Time: **08:00 PM**
Neutral Court;

| Score | 1st | 2nd | 3rd | 4th | TOT |
|-------|-----|-----|-----|-----|-----------|
| FAU | 17 | 7 | 20 | 10 | 54 |
| UCCS | 11 | 21 | 15 | 21 | 68 |

| Points (This Period) | FAU | UCCS |
|----------------------|---------------|----------------|
| In the Paint | 2 | 10 |
| Off Turns | 3 | 11 |
| 2nd Chance | 3 | 4 |
| Fast Break | 0 | 8 |
| Bench | 7 | 8 |
| Per Poss | 0.350 3/20 | 1.167 10/18 |

Official Play-By-Play
Friends vs UC-Colo. Springs
Second Quarter
November 26, 2021 at Massari Arena



Period 2

Starters:

Friends: 1 SAMMONS, GRACIE (G); 4 CHAIRS, ALEXA (G); 5 LACY, CARRIE (G); 15 STIGER, HAYLEY (F); 20 KINNIBURGH, KASSIE (F);
UC-Colo. Springs: 5 NATION, JESSICA (G); 22 LATAPIA, INES (G); 25 MEGYERI, SHELBY (G); 34 JEFFCOAT, JASMINE (F); 35 ABELA, SOPHIE (G);

| Time | VISITORS: Friends | Score | Margin | HOME: UC-Colo. Springs |
|-------|----------------------------------|-------|--------|------------------------------------|
| 10:00 | SUB OUT: KINNIBURGH, KASSIE | | | |
| 10:00 | SUB IN: JACKSON, TAYLOR | | | |
| 09:53 | | | | FOUL by MOORE, ELLIE |
| 09:53 | SUB OUT: SHIPPY, MCKENZIE | | | |
| 09:53 | SUB IN: JESSEPE, MADDIE | | | |
| 09:53 | MISSED FT by JACKSON, TAYLOR | | | |
| 09:53 | REBOUND (DEADB) by TEAM | | | |
| 09:53 | MISSED FT by JACKSON, TAYLOR | | | |
| 09:53 | | | | REBOUND (DEF) by FARRS, AGAR |
| 09:32 | | | | MISSED JUMPER by DOMINGUEZ, ALEXA |
| 09:28 | REBOUND (DEF) by JACKSON, TAYLOR | | | |
| 09:19 | TURNOVER by JACKSON, TAYLOR | | | |
| 09:19 | | | | STEAL by MOORE, ELLIE |
| 09:02 | | 13-17 | V 4 | GOOD! JUMPER by MOORE, ELLIE |
| 09:02 | | | | ASSIST by DOMINGUEZ, ALEXA |
| 08:38 | MISSED 3PTR by SAMMONS, GRACIE | | | |
| 08:36 | | | | REBOUND (DEF) by FARRS, AGAR |
| 08:32 | FOUL by LACY, CARRIE | | | |
| 08:32 | SUB OUT: LACY, CARRIE | | | |
| 08:32 | SUB IN: MYLES, AALIYAH | | | |
| 08:32 | | | | MISSED FT by DOMINGUEZ, ALEXA [FB] |
| 08:32 | | | | REBOUND (DEADB) by TEAM |
| 08:32 | | | | MISSED FT by DOMINGUEZ, ALEXA [FB] |
| 08:31 | REBOUND (DEF) by CHAIRS, ALEXA | | | |
| 08:11 | GOOD! LAYUP by JACKSON, TAYLOR | 13-19 | V 6 | |
| 08:11 | ASSIST by CHAIRS, ALEXA | | | |
| 08:01 | | | | MISSED 3PTR by DOOLITTLE, EMILY |
| 07:58 | REBOUND (DEF) by JACKSON, TAYLOR | | | |
| 07:46 | MISSED JUMPER by CHAIRS, ALEXA | | | |
| 07:44 | REBOUND (OFF) by JESSEPE, MADDIE | | | |
| 07:35 | MISSED 3PTR by SAMMONS, GRACIE | | | |
| 07:30 | | | | REBOUND (DEF) by MOORE, ELLIE |
| 07:24 | | | | FOUL by ABELA, SOPHIE |
| 07:24 | | | | TURNOVER by ABELA, SOPHIE |
| 07:24 | SUB OUT: CHAIRS, ALEXA | | | |
| 07:24 | SUB IN: JOHNSON, JAILEN | | | |
| 07:12 | MISSED JUMPER by JACKSON, TAYLOR | | | |
| 07:10 | REBOUND (OFF) by JESSEPE, MADDIE | | | |
| 07:07 | GOOD! 3PTR by MYLES, AALIYAH | 13-22 | V 9 | |
| 07:07 | ASSIST by JESSEPE, MADDIE | | | |
| 06:55 | | | | MISSED LAYUP by MOORE, ELLIE |
| 06:52 | REBOUND (DEF) by JACKSON, TAYLOR | | | |
| 06:44 | TURNOVER by JESSEPE, MADDIE | | | |
| 06:44 | | | | STEAL by FARRS, AGAR |
| 06:41 | | 15-22 | V 7 | GOOD! LAYUP by FARRS, AGAR [FB] |
| 06:27 | MISSED 3PTR by JESSEPE, MADDIE | | | |
| 06:24 | | | | REBOUND (DEF) by ABELA, SOPHIE |
| 06:19 | | 17-22 | V 5 | GOOD! JUMPER by MOORE, ELLIE [FB] |
| 06:19 | | | | ASSIST by ABELA, SOPHIE |
| 06:00 | TURNOVER by JESSEPE, MADDIE | | | |
| 06:00 | | | | STEAL by DOMINGUEZ, ALEXA |
| 05:58 | FOUL by JACKSON, TAYLOR | | | |
| 05:58 | | | | SUB OUT: DOMINGUEZ, ALEXA |
| 05:58 | | | | SUB OUT: MOORE, ELLIE |
| 05:58 | | | | SUB IN: NATION, JESSICA |
| 05:58 | | | | SUB IN: JEFFCOAT, JASMINE |
| 05:58 | SUB OUT: SAMMONS, GRACIE | | | |
| 05:58 | SUB OUT: JESSEPE, MADDIE | | | |
| 05:58 | SUB OUT: JACKSON, TAYLOR | | | |
| 05:58 | SUB IN: BUSBEE, BRIDGET | | | |
| 05:58 | SUB IN: KINNIBURGH, KASSIE | | | |
| 05:58 | SUB IN: SWEET, LASHAWN | | | |
| 05:53 | | | | MISSED 3PTR by DOOLITTLE, EMILY |
| 05:52 | REBOUND (DEF) by TEAM | | | |
| 05:30 | TURNOVER by KINNIBURGH, KASSIE | | | |

| Time | VISITORS: Friends | Score | Margin | HOME: UC-Colo. Springs |
|-------|-------------------------------------|-------|--------|--------------------------------------|
| 05:30 | | | | SUB OUT: DOOLITTLE, EMILY |
| 05:30 | | | | SUB OUT: ABELA, SOPHIE |
| 05:30 | | | | SUB IN: SHAFFER, BO |
| 05:30 | | | | SUB IN: MEGYERI, SHELBY |
| 05:13 | | 20-22 | V 2 | GOOD! 3PTR by NATION, JESSICA |
| 05:13 | | | | ASSIST by JEFFCOAT, JASMINE |
| 04:56 | MISSED 3PTR by MYLES, AALIYAH | | | |
| 04:54 | | | | REBOUND (DEF) by SHAFFER, BO |
| 04:47 | | | | MISSED JUMPER by MEGYERI, SHELBY |
| 04:44 | REBOUND (DEF) by KINNIBURGH, KASSIE | | | |
| 04:35 | MISSED JUMPER by KINNIBURGH, KASSIE | | | |
| 04:33 | | | | REBOUND (DEF) by FARRES, AGAR |
| 04:28 | | 22-22 | T | GOOD! JUMPER by NATION, JESSICA [FB] |
| 04:28 | | | | ASSIST by FARRES, AGAR |
| 04:03 | GOOD! JUMPER by BUSBEE, BRIDGET | 22-24 | V 2 | |
| 03:49 | | 24-24 | T | GOOD! LAYUP by JEFFCOAT, JASMINE |
| 03:32 | MISSED LAYUP by KINNIBURGH, KASSIE | | | |
| 03:30 | | | | REBOUND (DEF) by FARRES, AGAR |
| 03:15 | | | | MISSED LAYUP by NATION, JESSICA |
| 03:12 | REBOUND (DEF) by KINNIBURGH, KASSIE | | | |
| 03:12 | TIMEOUT 30SEC | | | |
| 03:12 | | | | SUB OUT: MEGYERI, SHELBY |
| 03:12 | | | | SUB OUT: FARRES, AGAR |
| 03:12 | | | | SUB IN: HANEBOURG, GRACIE |
| 03:12 | | | | SUB IN: LATAPIA, INES |
| 03:12 | SUB OUT: MYLES, AALIYAH | | | |
| 03:12 | SUB OUT: KINNIBURGH, KASSIE | | | |
| 03:12 | SUB IN: SIMONEAU, KAYNA | | | |
| 03:12 | SUB IN: JACKSON, TAYLOR | | | |
| 03:02 | MISSED 3PTR by BUSBEE, BRIDGET | | | |
| 03:00 | | | | REBOUND (DEF) by SHAFFER, BO |
| 02:54 | FOUL by JOHNSON, JAILEN | | | |
| 02:54 | SUB OUT: JOHNSON, JAILEN | | | |
| 02:54 | SUB OUT: SWEET, LASHAWN | | | |
| 02:54 | SUB IN: CHAIRS, ALEXA | | | |
| 02:54 | SUB IN: STIGER, HAYLEY | | | |
| 02:54 | | 25-24 | H 1 | GOOD! FT by NATION, JESSICA [FB] |
| 02:54 | | 26-24 | H 2 | GOOD! FT by NATION, JESSICA [FB] |
| 02:39 | TURNOVER by CHAIRS, ALEXA | | | |
| 02:39 | | | | STEAL by HANEBOURG, GRACIE |
| 02:33 | | | | MISSED LAYUP by SHAFFER, BO |
| 02:31 | | | | REBOUND (OFF) by LATAPIA, INES |
| 01:59 | | 28-24 | H 4 | GOOD! LAYUP by JEFFCOAT, JASMINE |
| 01:47 | MISSED LAYUP by JACKSON, TAYLOR | | | |
| 01:44 | | | | REBOUND (DEF) by JEFFCOAT, JASMINE |
| 01:40 | | | | FOUL by HANEBOURG, GRACIE |
| 01:40 | | | | TURNOVER by HANEBOURG, GRACIE |
| 01:25 | MISSED 3PTR by STIGER, HAYLEY | | | |
| 01:24 | REBOUND (OFF) by JACKSON, TAYLOR | | | |
| 01:24 | | | | FOUL by JEFFCOAT, JASMINE |
| 01:24 | SUB OUT: CHAIRS, ALEXA | | | |
| 01:24 | SUB OUT: BUSBEE, BRIDGET | | | |
| 01:24 | SUB IN: SAMMONS, GRACIE | | | |
| 01:24 | SUB IN: LACY, CARRIE | | | |
| 01:24 | | | | SUB OUT: JEFFCOAT, JASMINE |
| 01:24 | | | | SUB IN: MOORE, ELLIE |
| 01:21 | | | | FOUL by LATAPIA, INES |
| 01:21 | MISSED FT by LACY, CARRIE | | | |
| 01:21 | REBOUND (DEADB) by TEAM | | | |
| 01:21 | MISSED FT by LACY, CARRIE | | | |
| 01:21 | REBOUND (OFF) by JACKSON, TAYLOR | | | |
| 01:15 | MISSED 3PTR by LACY, CARRIE | | | |
| 01:13 | | | | REBOUND (DEF) by SHAFFER, BO |
| 01:13 | SUB OUT: LACY, CARRIE | | | |
| 01:13 | SUB IN: BUSBEE, BRIDGET | | | |
| 00:54 | | | | MISSED 3PTR by LATAPIA, INES |
| 00:51 | | | | REBOUND (OFF) by MOORE, ELLIE |
| 00:50 | | 30-24 | H 6 | GOOD! LAYUP by MOORE, ELLIE |
| 00:32 | TURNOVER by SAMMONS, GRACIE | | | |
| 00:32 | | | | STEAL by NATION, JESSICA |
| 00:18 | FOUL by JACKSON, TAYLOR | | | |
| 00:18 | SUB OUT: JACKSON, TAYLOR | | | |
| 00:18 | SUB IN: KINNIBURGH, KASSIE | | | |
| 00:18 | SUB OUT: STIGER, HAYLEY | | | |
| 00:18 | SUB IN: SWEET, LASHAWN | | | |
| 00:18 | | 31-24 | H 7 | GOOD! FT by NATION, JESSICA |

| Time | VISITORS: Friends | Score | Margin | HOME: UC-Colo. Springs |
|-------|----------------------------------|-------|--------|----------------------------------|
| 00:18 | | 32-24 | H 8 | GOOD! FT by NATION, JESSICA |
| 00:00 | MISSED JUMPER by SAMMONS, GRACIE | | | |
| 00:00 | | | | REBOUND (DEF) by NATION, JESSICA |

Friends 24, UC-Colo. Springs 32

| Points (This Period) | FAU | UCCS |
|----------------------|---------------|----------------|
| In the Paint | 2 | 10 |
| Off Turns | 3 | 11 |
| 2nd Chance | 3 | 4 |
| Fast Break | 0 | 8 |
| Bench | 7 | 8 |
| Per Poss | 0.350 3/20 | 1.167 10/18 |

Official Box Score
Friends vs UC-Colo. Springs
Second Half Statistics Only
November 26, 2021 at Massari Arena



Friends 30

| No. | Player | S | Pts | FG | 3FG | FT | OR | DR | TR | PF | A | TO | Blk | Stl | Min | +/- |
|---------------|--------------------|---|-----------|--------------|------------|------------|----------|----------|-----------|----------|----------|----------|----------|----------|------------|----------|
| 01 | SAMMONS, GRACIE | G | 1 | 0-1 | 0-0 | 1-2 | 0 | 0 | 0 | 1 | 0 | 2 | 0 | 1 | 9 | -2 |
| 03 | SIMONEAU, KAYNA | G | 0 | 0-0 | 0-0 | 0-0 | 1 | 1 | 2 | 0 | 1 | 0 | 0 | 1 | 8 | 3 |
| 04 | CHAIRS, ALEXA | G | 5 | 2-2 | 0-0 | 1-2 | 0 | 2 | 2 | 1 | 0 | 2 | 0 | 0 | 9 | 4 |
| 05 | LACY, CARRIE | G | 8 | 4-6 | 0-0 | 0-0 | 1 | 1 | 2 | 2 | 0 | 1 | 0 | 0 | 12 | -7 |
| 10 | JOHNSON, JAILEN | G | 0 | 0-0 | 0-0 | 0-0 | 0 | 0 | 0 | 0 | 0 | 0 | 0 | 0 | 4 | -4 |
| 11 | MYLES, AALIYAH | G | 2 | 0-1 | 0-0 | 2-2 | 0 | 0 | 0 | 0 | 0 | 1 | 0 | 0 | 5 | -6 |
| 13 | BUSBEE, BRIDGET | G | 4 | 2-7 | 0-3 | 0-0 | 0 | 1 | 1 | 0 | 1 | 1 | 0 | 1 | 13 | -3 |
| 14 | SHIPPY, MCKENZIE | F | 3 | 1-3 | 1-3 | 0-0 | 0 | 1 | 1 | 1 | 0 | 0 | 0 | 0 | 9 | -8 |
| 15 | STIGER, HAYLEY | F | 2 | 1-3 | 0-1 | 0-0 | 0 | 0 | 0 | 0 | 0 | 0 | 0 | 0 | 7 | 3 |
| 20 | KINNIBURGH, KASSIE | F | 2 | 1-2 | 0-0 | 0-0 | 1 | 0 | 1 | 1 | 0 | 0 | 1 | 0 | 8 | 1 |
| 22 | JESSEPE, MADDIE | F | 0 | 0-0 | 0-0 | 0-0 | 0 | 0 | 0 | 1 | 1 | 0 | 0 | 0 | 6 | -2 |
| 24 | SWEET, LASHAWN | G | 0 | 0-1 | 0-1 | 0-0 | 0 | 0 | 0 | 0 | 0 | 0 | 0 | 0 | 5 | -7 |
| 32 | JACKSON, TAYLOR | F | 3 | 1-3 | 0-0 | 1-2 | 0 | 1 | 1 | 2 | 0 | 0 | 0 | 0 | 6 | 1 |
| | TEAM | | 0 | 0-0 | 0-0 | 0-0 | 0 | 1 | 1 | 0 | 0 | 0 | 0 | 0 | 0 | 0 |
| TOTALS | | | 30 | 12-29 | 1-8 | 5-8 | 3 | 8 | 11 | 9 | 3 | 7 | 1 | 3 | 100 | 0 |

Shooting By Period

| Period | FG | FG% | 3FG | 3FG% | FT | FT% |
|----------|-------|-------|------|-------|-------|-------|
| 2nd Half | 12-29 | 41% | 1-8 | 13% | 5-8 | 63% |
| Game | 20-60 | 33.3% | 2-17 | 11.8% | 12-22 | 54.5% |

Last FG Half: FAU 4th-03:20

UC-Colo. Springs 36

| No. | Player | S | Pts | FG | 3FG | FT | OR | DR | TR | PF | A | TO | Blk | Stl | Min | +/- |
|---------------|-------------------|---|-----------|--------------|------------|------------|----------|-----------|-----------|----------|----------|-----------|----------|----------|------------|----------|
| 02 | SHAFFER, BO | G | 0 | 0-1 | 0-1 | 0-0 | 0 | 0 | 0 | 0 | 0 | 1 | 0 | 1 | 5 | -3 |
| 03 | DOOLITTLE, EMILY | G | 0 | 0-0 | 0-0 | 0-0 | 0 | 0 | 0 | 0 | 0 | 0 | 0 | 0 | 0 | 0 |
| 04 | DOMINGUEZ, ALEXA | G | 2 | 1-2 | 0-0 | 0-0 | 0 | 3 | 3 | 1 | 1 | 2 | 0 | 1 | 10 | 2 |
| 05 | NATION, JESSICA | G | 5 | 2-5 | 1-2 | 0-2 | 1 | 2 | 3 | 1 | 0 | 0 | 0 | 0 | 14 | 4 |
| 11 | DEPETRILLO, TALIA | G | 0 | 0-0 | 0-0 | 0-0 | 0 | 0 | 0 | 0 | 0 | 0 | 0 | 0 | 0 | 0 |
| 14 | MOORE, ELLIE | F | 4 | 2-5 | 0-0 | 0-0 | 0 | 0 | 0 | 1 | 1 | 0 | 0 | 0 | 9 | 0 |
| 20 | HANEBOG, GRACIE | G | 4 | 2-2 | 0-0 | 0-0 | 1 | 0 | 1 | 1 | 0 | 2 | 0 | 1 | 8 | 6 |
| 21 | WALKER, MCCLAIN | G | 0 | 0-0 | 0-0 | 0-0 | 0 | 0 | 0 | 0 | 0 | 0 | 0 | 0 | 0 | 0 |
| 22 | LATAPIA, INES | G | 0 | 0-2 | 0-1 | 0-0 | 0 | 0 | 0 | 0 | 3 | 2 | 0 | 0 | 7 | 8 |
| 25 | MEGYERI, SHELBY | G | 2 | 1-2 | 0-1 | 0-0 | 0 | 0 | 0 | 1 | 0 | 0 | 0 | 0 | 2 | 7 |
| 34 | JEFFCOAT, JASMINE | F | 8 | 4-5 | 0-0 | 0-0 | 2 | 2 | 4 | 1 | 1 | 1 | 2 | 0 | 8 | 6 |
| 35 | ABELA, SOPHIE | G | 5 | 1-4 | 0-1 | 3-4 | 0 | 2 | 2 | 1 | 2 | 1 | 0 | 0 | 16 | 9 |
| 44 | FARRES, AGAR | F | 6 | 2-3 | 0-0 | 2-2 | 4 | 3 | 7 | 0 | 1 | 1 | 0 | 2 | 20 | -5 |
| | TEAM | | 0 | 0-0 | 0-0 | 0-0 | 1 | 2 | 3 | 0 | 0 | 0 | 0 | 0 | 0 | 0 |
| TOTALS | | | 36 | 15-31 | 1-6 | 5-8 | 9 | 14 | 23 | 7 | 9 | 10 | 2 | 5 | 100 | 0 |

Shooting By Period

| Period | FG | FG% | 3FG | 3FG% | FT | FT% |
|----------|-------|-------|------|-------|-------|-------|
| 2nd Half | 15-31 | 48% | 1-6 | 17% | 5-8 | 63% |
| Game | 26-65 | 40.0% | 3-15 | 20.0% | 13-18 | 72.2% |

Last FG Half: UCSS 4th-00:42

Game Notes:

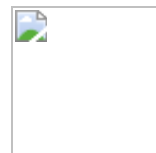
Officials:
Attendance: **64**

Start Time: **08:00 PM**
Neutral Court;

| Score | 1st | 2nd | 3rd | 4th | TOT |
|-------|-----|-----|-----|-----|-----------|
| FAU | 17 | 7 | 20 | 10 | 54 |
| UCSS | 11 | 21 | 15 | 21 | 68 |

| Points from (This Period) | FAU | UCSS |
|---------------------------|-----|------|
| In the Paint | 20 | 28 |
| Off Turns | 5 | 4 |
| 2nd Chance | 2 | 11 |
| Fast Break | 3 | 2 |
| Bench | 12 | 16 |

Official Box Score
Friends vs UC-Colo. Springs
Third Quarter Statistics Only
November 26, 2021 at Massari Arena



Friends 30

| No. | Player | S | Pts | FG | 3FG | FT | OR | DR | TR | PF | A | TO | Blk | Stl | Min | +/- |
|---------------|--------------------|---|-----------|-------------|------------|------------|----------|----------|----------|----------|----------|----------|----------|----------|-----------|-----|
| 01 | SAMMONS, GRACIE | G | 0 | 0-1 | 0-0 | 0-0 | 0 | 0 | 0 | 1 | 0 | 1 | 0 | 0 | 3 | 4 |
| 04 | CHAIRS, ALEXA | G | 4 | 2-2 | 0-0 | 0-0 | 0 | 2 | 2 | 0 | 0 | 1 | 0 | 0 | 5 | 9 |
| 05 | LACY, CARRIE | G | 4 | 2-2 | 0-0 | 0-0 | 0 | 0 | 0 | 0 | 0 | 0 | 0 | 0 | 3 | 2 |
| 15 | STIGER, HAYLEY | F | 2 | 1-2 | 0-0 | 0-0 | 0 | 0 | 0 | 0 | 0 | 0 | 0 | 0 | 6 | 5 |
| 20 | KINNIBURGH, KASSIE | F | 0 | 0-0 | 0-0 | 0-0 | 0 | 0 | 0 | 0 | 0 | 0 | 1 | 0 | 3 | 6 |
| 03 | SIMONEAU, KAYNA | G | 0 | 0-0 | 0-0 | 0-0 | 1 | 1 | 2 | 0 | 1 | 0 | 0 | 1 | 8 | 3 |
| 10 | JOHNSON, JAILEN | G | 0 | 0-0 | 0-0 | 0-0 | 0 | 0 | 0 | 0 | 0 | 0 | 0 | 0 | 0 | 0 |
| 11 | MYLES, AALIYAH | G | 0 | 0-0 | 0-0 | 0-0 | 0 | 0 | 0 | 0 | 0 | 0 | 0 | 0 | 0 | 0 |
| 13 | BUSBEE, BRIDGET | G | 4 | 2-5 | 0-2 | 0-0 | 0 | 1 | 1 | 0 | 1 | 0 | 0 | 0 | 7 | 3 |
| 14 | SHIPPY, MCKENZIE | F | 3 | 1-2 | 1-2 | 0-0 | 0 | 1 | 1 | 0 | 0 | 0 | 0 | 0 | 5 | -4 |
| 22 | JESSEPE, MADDIE | F | 0 | 0-0 | 0-0 | 0-0 | 0 | 0 | 0 | 1 | 1 | 0 | 0 | 0 | 6 | -2 |
| 24 | SWEET, LASHAWN | G | 0 | 0-0 | 0-0 | 0-0 | 0 | 0 | 0 | 0 | 0 | 0 | 0 | 0 | 0 | -2 |
| 32 | JACKSON, TAYLOR | F | 3 | 1-2 | 0-0 | 1-2 | 0 | 1 | 1 | 1 | 0 | 0 | 0 | 0 | 5 | 1 |
| | TEAM | | | 0-0 | | | 0 | 1 | 1 | 0 | | 0 | | | | |
| TOTALS | | | 20 | 9-16 | 1-4 | 1-2 | 1 | 7 | 8 | 3 | 3 | 2 | 1 | 1 | 50 | |

Shooting By Period

| Period | FG | FG% | 3FG | 3FG% | FT | FT% |
|----------|-------|-------|------|-------|-------|-------|
| 2nd Half | 0-0 | 0% | 0-0 | 0% | 0-0 | 0% |
| Game | 20-60 | 33.3% | 2-17 | 11.8% | 12-22 | 54.5% |

UC-Colo. Springs 36

| No. | Player | S | Pts | FG | 3FG | FT | OR | DR | TR | PF | A | TO | Blk | Stl | Min | +/- |
|---------------|-------------------|---|-----------|-------------|------------|------------|----------|----------|-----------|----------|----------|----------|----------|----------|-----------|-----|
| 05 | NATION, JESSICA | G | 5 | 2-4 | 1-2 | 0-0 | 0 | 1 | 1 | 1 | 0 | 0 | 0 | 0 | 10 | -5 |
| 22 | LATAPIA, INES | G | 0 | 0-2 | 0-1 | 0-0 | 0 | 0 | 0 | 0 | 3 | 2 | 0 | 0 | 7 | -3 |
| 25 | MEGYERI, SHELBY | G | 2 | 1-2 | 0-1 | 0-0 | 0 | 0 | 0 | 1 | 0 | 0 | 0 | 0 | 2 | -4 |
| 34 | JEFFCOAT, JASMINE | F | 4 | 2-2 | 0-0 | 0-0 | 1 | 2 | 3 | 0 | 1 | 0 | 1 | 0 | 6 | 4 |
| 35 | ABELA, SOPHIE | G | 0 | 0-2 | 0-0 | 0-0 | 0 | 1 | 1 | 1 | 1 | 1 | 0 | 0 | 6 | -2 |
| 02 | SHAFFER, BO | G | 0 | 0-1 | 0-1 | 0-0 | 0 | 0 | 0 | 0 | 0 | 1 | 0 | 1 | 5 | -3 |
| 03 | DOOLITTLE, EMILY | G | 0 | 0-0 | 0-0 | 0-0 | 0 | 0 | 0 | 0 | 0 | 0 | 0 | 0 | 0 | 0 |
| 04 | DOMINGUEZ, ALEXA | G | 0 | 0-0 | 0-0 | 0-0 | 0 | 0 | 0 | 0 | 0 | 0 | 0 | 0 | 0 | 2 |
| 11 | DEPETRILLO, TALIA | G | 0 | 0-0 | 0-0 | 0-0 | 0 | 0 | 0 | 0 | 0 | 0 | 0 | 0 | 0 | 0 |
| 14 | MOORE, ELLIE | F | 0 | 0-1 | 0-0 | 0-0 | 0 | 0 | 0 | 1 | 0 | 0 | 0 | 0 | 4 | 0 |
| 20 | HANEBORG, GRACIE | G | 0 | 0-0 | 0-0 | 0-0 | 0 | 0 | 0 | 0 | 0 | 0 | 0 | 0 | 0 | 0 |
| 21 | WALKER, MCCLAIN | G | 0 | 0-0 | 0-0 | 0-0 | 0 | 0 | 0 | 0 | 0 | 0 | 0 | 0 | 0 | 0 |
| 44 | FARRES, AGAR | F | 4 | 2-3 | 0-0 | 0-0 | 1 | 2 | 3 | 0 | 0 | 0 | 0 | 0 | 10 | -5 |
| | TEAM | | | 0-0 | | | 1 | 1 | 2 | 0 | | 0 | | | | |
| TOTALS | | | 15 | 7-17 | 1-5 | 0-0 | 3 | 7 | 10 | 4 | 5 | 4 | 1 | 1 | 50 | |

Shooting By Period

| Period | FG | FG% | 3FG | 3FG% | FT | FT% |
|----------|-------|-------|------|-------|-------|-------|
| 2nd Half | 0-0 | 0% | 0-0 | 0% | 0-0 | 0% |
| Game | 26-65 | 40.0% | 3-15 | 20.0% | 13-18 | 72.2% |

Game Notes:

Officials:

Attendance: **64**

Start Time: **08:00 PM**

Neutral Court;

| Score | 1st | 2nd | 3rd | 4th | TOT |
|-------|-----|-----|-----|-----|-----------|
| FAU | 17 | 7 | 20 | 10 | 54 |
| UCCS | 11 | 21 | 15 | 21 | 68 |

| Points (This Period) | FAU | UCCS |
|----------------------|----------------|---------------|
| In the Paint | 14 | 12 |
| Off Turns | 2 | 0 |
| 2nd Chance | 0 | 2 |
| Fast Break | 2 | 0 |
| Bench | 10 | 4 |
| Per Poss | 1.111 10/18 | 0.789 7/19 |

Official Play-By-Play
Friends vs UC-Colo. Springs
Third Quarter
November 26, 2021 at Massari Arena



Period 3

Starters:

Friends: 1 SAMMONS, GRACIE (G); 4 CHAIRS, ALEXA (G); 5 LACY, CARRIE (G); 15 STIGER, HAYLEY (F); 20 KINNIBURGH, KASSIE (F);
UC-Colo. Springs: 5 NATION, JESSICA (G); 22 LATAPIA, INES (G); 25 MEGYERI, SHELBY (G); 34 JEFFCOAT, JASMINE (F); 35 ABELA, SOPHIE (G);

| Time | VISITORS: Friends | Score | Margin | HOME: UC-Colo. Springs |
|-------|----------------------------------|-------|--------|------------------------------------|
| 10:00 | | | | SUB OUT: SHAFFER, BO |
| 10:00 | | | | SUB OUT: HANEBOG, GRACIE |
| 10:00 | | | | SUB OUT: LATAPIA, INES |
| 10:00 | | | | SUB IN: MEGYERI, SHELBY |
| 10:00 | | | | SUB IN: ABELA, SOPHIE |
| 10:00 | | | | SUB IN: FARRES, AGAR |
| 10:00 | SUB OUT: SIMONEAU, KAYNA | | | |
| 10:00 | SUB OUT: BUSBEE, BRIDGET | | | |
| 10:00 | SUB OUT: SWEET, LASHAWN | | | |
| 10:00 | SUB IN: CHAIRS, ALEXA | | | |
| 10:00 | SUB IN: LACY, CARRIE | | | |
| 10:00 | SUB IN: STIGER, HAYLEY | | | |
| 09:48 | GOOD! LAYUP by LACY, CARRIE | 32-26 | H 6 | |
| 09:23 | | | | MISSED 3PTR by MEGYERI, SHELBY |
| 09:21 | REBOUND (DEF) by TEAM | | | |
| 09:03 | GOOD! LAYUP by CHAIRS, ALEXA | 32-28 | H 4 | |
| 08:55 | FOUL by SAMMONS, GRACIE | | | |
| 08:45 | | | | MISSED 3PTR by NATION, JESSICA |
| 08:41 | REBOUND (DEF) by CHAIRS, ALEXA | | | |
| 08:24 | GOOD! LAYUP by LACY, CARRIE | 32-30 | H 2 | |
| 08:11 | | 34-30 | H 4 | GOOD! LAYUP by MEGYERI, SHELBY |
| 07:46 | | | | FOUL by MEGYERI, SHELBY |
| 07:46 | | | | SUB OUT: MEGYERI, SHELBY |
| 07:46 | | | | SUB IN: SHAFFER, BO |
| 07:44 | TURNOVER by SAMMONS, GRACIE | | | |
| 07:44 | | | | STEAL by SHAFFER, BO |
| 07:42 | | | | TURNOVER by SHAFFER, BO |
| 07:40 | SUB OUT: LACY, CARRIE | | | |
| 07:40 | SUB IN: SIMONEAU, KAYNA | | | |
| 07:23 | MISSED LAYUP by SAMMONS, GRACIE | | | |
| 07:21 | | | | REBOUND (DEF) by NATION, JESSICA |
| 07:16 | | | | FOUL by ABELA, SOPHIE |
| 07:16 | | | | TURNOVER by ABELA, SOPHIE |
| 07:16 | SUB OUT: SAMMONS, GRACIE | | | |
| 07:16 | SUB IN: BUSBEE, BRIDGET | | | |
| 07:16 | | | | SUB OUT: ABELA, SOPHIE |
| 07:16 | | | | SUB IN: LATAPIA, INES |
| 07:00 | GOOD! LAYUP by STIGER, HAYLEY | 34-32 | H 2 | |
| 07:00 | ASSIST by SIMONEAU, KAYNA | | | |
| 06:50 | | | | MISSED LAYUP by LATAPIA, INES |
| 06:50 | BLOCK by KINNIBURGH, KASSIE | | | |
| 06:46 | REBOUND (DEF) by SIMONEAU, KAYNA | | | |
| 06:40 | GOOD! LAYUP by CHAIRS, ALEXA | 34-34 | T | |
| 06:36 | | | | TIMEOUT 30SEC |
| 06:36 | SUB OUT: KINNIBURGH, KASSIE | | | |
| 06:36 | SUB IN: JACKSON, TAYLOR | | | |
| 06:25 | | | | MISSED 3PTR by LATAPIA, INES |
| 06:23 | REBOUND (DEF) by CHAIRS, ALEXA | | | |
| 06:23 | | | | FOUL by NATION, JESSICA |
| 06:08 | | | | FOUL by MOORE, ELLIE |
| 06:08 | GOOD! FT by JACKSON, TAYLOR | 34-35 | V 1 | |
| 06:08 | MISSED FT by JACKSON, TAYLOR | | | |
| 06:08 | | | | REBOUND (DEF) by FARRES, AGAR |
| 05:56 | | | | MISSED JUMPER by MOORE, ELLIE |
| 05:53 | REBOUND (DEF) by BUSBEE, BRIDGET | | | |
| 05:46 | TURNOVER by CHAIRS, ALEXA | | | |
| 05:46 | | | | SUB OUT: MOORE, ELLIE |
| 05:46 | | | | SUB IN: JEFFCOAT, JASMINE |
| 05:46 | SUB OUT: STIGER, HAYLEY | | | |
| 05:46 | SUB IN: JESSEPE, MADDIE | | | |
| 05:33 | FOUL by JACKSON, TAYLOR | | | |
| 05:13 | | | | MISSED JUMPER by NATION, JESSICA |
| 05:11 | | | | REBOUND (OFF) by JEFFCOAT, JASMINE |
| 05:08 | | | | TURNOVER by LATAPIA, INES |
| 04:48 | MISSED 3PTR by BUSBEE, BRIDGET | | | |

| Time | VISITORS: Friends | Score | Margin | HOME: UC-Colo. Springs |
|-------|-------------------------------------|-------|--------|------------------------------------|
| 04:46 | | | | REBOUND (DEF) by TEAM |
| 04:46 | SUB OUT: CHAIRS, ALEXA | | | |
| 04:46 | SUB IN: SHIPPY, MCKENZIE | | | |
| 04:46 | TIMEOUT MEDIA | | | |
| 04:46 | SUB OUT: JACKSON, TAYLOR | | | |
| 04:46 | SUB IN: STIGER, HAYLEY | | | |
| 04:31 | | | | MISSED 3PTR by SHAFFER, BO |
| 04:29 | | | | REBOUND (OFF) by FARRES, AGAR |
| 04:27 | | | | MISSED LAYUP by FARRES, AGAR |
| 04:24 | REBOUND (DEF) by SHIPPY, MCKENZIE | | | |
| 04:03 | MISSED 3PTR by SHIPPY, MCKENZIE | | | |
| 03:59 | | | | REBOUND (DEF) by JEFFCOAT, JASMINE |
| 03:44 | | 36-35 | H 1 | GOOD! LAYUP by JEFFCOAT, JASMINE |
| 03:44 | | | | ASSIST by LATAPIA, INES |
| 03:27 | MISSED LAYUP by STIGER, HAYLEY | | | |
| 03:27 | | | | BLOCK by JEFFCOAT, JASMINE |
| 03:24 | | | | REBOUND (DEF) by JEFFCOAT, JASMINE |
| 03:22 | | | | TURNOVER by LATAPIA, INES |
| 03:22 | STEAL by SIMONEAU, KAYNA | | | |
| 03:12 | MISSED JUMPER by BUSBEE, BRIDGET | | | |
| 03:11 | REBOUND (OFF) by SIMONEAU, KAYNA | | | |
| 03:11 | | | | SUB OUT: SHAFFER, BO |
| 03:11 | | | | SUB OUT: NATION, JESSICA |
| 03:11 | | | | SUB IN: DOOLITTLE, EMILY |
| 03:11 | | | | SUB IN: ABELA, SOPHIE |
| 03:11 | SUB OUT: STIGER, HAYLEY | | | |
| 03:11 | SUB IN: JACKSON, TAYLOR | | | |
| 03:06 | MISSED 3PTR by BUSBEE, BRIDGET | | | |
| 03:05 | | | | REBOUND (DEF) by FARRES, AGAR |
| 03:05 | FOUL by JESSEPE, MADDIE | | | |
| 02:55 | | | | SUB OUT: DOOLITTLE, EMILY |
| 02:55 | | | | SUB IN: NATION, JESSICA |
| 02:48 | | | | MISSED JUMPER by ABELA, SOPHIE |
| 02:45 | REBOUND (DEF) by JACKSON, TAYLOR | | | |
| 02:43 | GOOD! LAYUP by BUSBEE, BRIDGET [FB] | 36-37 | V 1 | |
| 02:29 | | 39-37 | H 2 | GOOD! 3PTR by NATION, JESSICA |
| 02:29 | | | | ASSIST by LATAPIA, INES |
| 02:07 | GOOD! JUMPER by JACKSON, TAYLOR | 39-39 | T | |
| 02:07 | ASSIST by JESSEPE, MADDIE | | | |
| 01:55 | | 41-39 | H 2 | GOOD! LAYUP by JEFFCOAT, JASMINE |
| 01:55 | | | | ASSIST by LATAPIA, INES |
| 01:35 | MISSED LAYUP by JACKSON, TAYLOR | | | |
| 01:32 | | | | REBOUND (DEF) by ABELA, SOPHIE |
| 01:18 | | 43-39 | H 4 | GOOD! LAYUP by NATION, JESSICA |
| 01:18 | | | | ASSIST by JEFFCOAT, JASMINE |
| 00:53 | GOOD! JUMPER by BUSBEE, BRIDGET | 43-41 | H 2 | |
| 00:39 | | 45-41 | H 4 | GOOD! LAYUP by FARRES, AGAR |
| 00:16 | GOOD! 3PTR by SHIPPY, MCKENZIE | 45-44 | H 1 | |
| 00:16 | ASSIST by BUSBEE, BRIDGET | | | |
| 00:00 | | | | MISSED LAYUP by ABELA, SOPHIE |
| 00:00 | | | | REBOUND (OFF) by TEAM |
| 00:00 | | | | SUB OUT: LATAPIA, INES |
| 00:00 | | | | SUB IN: DOMINGUEZ, ALEXA |
| 00:00 | SUB OUT: SIMONEAU, KAYNA | | | |
| 00:00 | SUB OUT: BUSBEE, BRIDGET | | | |
| 00:00 | SUB OUT: JESSEPE, MADDIE | | | |
| 00:00 | SUB OUT: JACKSON, TAYLOR | | | |
| 00:00 | SUB IN: LACY, CARRIE | | | |
| 00:00 | SUB IN: STIGER, HAYLEY | | | |
| 00:00 | SUB IN: KINNIBURGH, KASSIE | | | |
| 00:00 | SUB IN: SWEET, LASHAWN | | | |
| 00:00 | | 47-44 | H 3 | GOOD! LAYUP by FARRES, AGAR |
| 00:00 | | | | ASSIST by ABELA, SOPHIE |
| 00:00 | | | | SUB OUT: JEFFCOAT, JASMINE |
| 00:00 | | | | SUB IN: MOORE, ELLIE |

Friends 44, UC-Colo. Springs 47

| Points (This Period) | FAU | UCCS |
|-----------------------------|----------------|---------------|
| In the Paint | 14 | 12 |
| Off Turns | 2 | 0 |
| 2nd Chance | 0 | 2 |
| Fast Break | 2 | 0 |
| Bench | 10 | 4 |
| Per Poss | 1.111 10/18 | 0.789 7/19 |

Official Box Score
Friends vs UC-Colo. Springs
Fourth Quarter Statistics Only
November 26, 2021 at Massari Arena



Friends 10

| No. | Player | S | Pts | FG | 3FG | FT | OR | DR | TR | PF | A | TO | Blk | Stl | Min | +/- |
|---------------|--------------------|---|-----------|-------------|------------|------------|----------|----------|----------|----------|----------|----------|----------|----------|-----------|-----|
| 01 | SAMMONS, GRACIE | G | 1 | 0-0 | 0-0 | 1-2 | 0 | 0 | 0 | 0 | 0 | 1 | 0 | 1 | 6 | -6 |
| 04 | CHAIRS, ALEXA | G | 1 | 0-0 | 0-0 | 1-2 | 0 | 0 | 0 | 1 | 0 | 1 | 0 | 0 | 4 | -5 |
| 05 | LACY, CARRIE | G | 4 | 2-4 | 0-0 | 0-0 | 1 | 1 | 2 | 2 | 0 | 1 | 0 | 0 | 9 | -9 |
| 15 | STIGER, HAYLEY | F | 0 | 0-1 | 0-1 | 0-0 | 0 | 0 | 0 | 0 | 0 | 0 | 0 | 0 | 1 | -2 |
| 20 | KINNIBURGH, KASSIE | F | 2 | 1-2 | 0-0 | 0-0 | 1 | 0 | 1 | 1 | 0 | 0 | 0 | 0 | 5 | -5 |
| 03 | SIMONEAU, KAYNA | G | 0 | 0-0 | 0-0 | 0-0 | 0 | 0 | 0 | 0 | 0 | 0 | 0 | 0 | 0 | 0 |
| 10 | JOHNSON, JAILEN | G | 0 | 0-0 | 0-0 | 0-0 | 0 | 0 | 0 | 0 | 0 | 0 | 0 | 0 | 4 | -4 |
| 11 | MYLES, AALIYAH | G | 2 | 0-1 | 0-0 | 2-2 | 0 | 0 | 0 | 0 | 0 | 1 | 0 | 0 | 5 | -6 |
| 13 | BUSBEE, BRIDGET | G | 0 | 0-2 | 0-1 | 0-0 | 0 | 0 | 0 | 0 | 0 | 1 | 0 | 1 | 6 | -6 |
| 14 | SHIPPY, MCKENZIE | F | 0 | 0-1 | 0-1 | 0-0 | 0 | 0 | 0 | 1 | 0 | 0 | 0 | 0 | 4 | -4 |
| 22 | JESSEPE, MADDIE | F | 0 | 0-0 | 0-0 | 0-0 | 0 | 0 | 0 | 0 | 0 | 0 | 0 | 0 | 0 | 0 |
| 24 | SWEET, LASHAWN | G | 0 | 0-1 | 0-1 | 0-0 | 0 | 0 | 0 | 0 | 0 | 0 | 0 | 0 | 5 | -5 |
| 32 | JACKSON, TAYLOR | F | 0 | 0-1 | 0-0 | 0-0 | 0 | 0 | 0 | 1 | 0 | 0 | 0 | 0 | 1 | 0 |
| | TEAM | | | 0-0 | | | 0 | 0 | 0 | 0 | | 0 | | | | |
| TOTALS | | | 10 | 3-13 | 0-4 | 4-6 | 2 | 1 | 3 | 6 | 0 | 5 | 0 | 2 | 50 | |

Shooting By Period

| Period | FG | FG% | 3FG | 3FG% | FT | FT% |
|--------|-------|-------|------|-------|-------|-------|
| Game | 20-60 | 33.3% | 2-17 | 11.8% | 12-22 | 54.5% |

UC-Colo. Springs 21

| No. | Player | S | Pts | FG | 3FG | FT | OR | DR | TR | PF | A | TO | Blk | Stl | Min | +/- |
|---------------|-------------------|---|-----------|-------------|------------|------------|----------|----------|-----------|----------|----------|----------|----------|----------|-----------|-----|
| 05 | NATION, JESSICA | G | 0 | 0-1 | 0-0 | 0-2 | 1 | 1 | 2 | 0 | 0 | 0 | 0 | 0 | 4 | 9 |
| 22 | LATAPIA, INES | G | 0 | 0-0 | 0-0 | 0-0 | 0 | 0 | 0 | 0 | 0 | 0 | 0 | 0 | 0 | 11 |
| 25 | MEGYERI, SHELBY | G | 0 | 0-0 | 0-0 | 0-0 | 0 | 0 | 0 | 0 | 0 | 0 | 0 | 0 | 0 | 11 |
| 34 | JEFFCOAT, JASMINE | F | 4 | 2-3 | 0-0 | 0-0 | 1 | 0 | 1 | 1 | 0 | 1 | 1 | 0 | 2 | 2 |
| 35 | ABELA, SOPHIE | G | 5 | 1-2 | 0-1 | 3-4 | 0 | 1 | 1 | 0 | 1 | 0 | 0 | 0 | 10 | 11 |
| 02 | SHAFFER, BO | G | 0 | 0-0 | 0-0 | 0-0 | 0 | 0 | 0 | 0 | 0 | 0 | 0 | 0 | 0 | 0 |
| 03 | DOOLITTLE, EMILY | G | 0 | 0-0 | 0-0 | 0-0 | 0 | 0 | 0 | 0 | 0 | 0 | 0 | 0 | 0 | 0 |
| 04 | DOMINGUEZ, ALEXA | G | 2 | 1-2 | 0-0 | 0-0 | 0 | 3 | 3 | 1 | 1 | 2 | 0 | 1 | 10 | 0 |
| 11 | DEPETRILLO, TALIA | G | 0 | 0-0 | 0-0 | 0-0 | 0 | 0 | 0 | 0 | 0 | 0 | 0 | 0 | 0 | 0 |
| 14 | MOORE, ELLIE | F | 4 | 2-4 | 0-0 | 0-0 | 0 | 0 | 0 | 0 | 1 | 0 | 0 | 0 | 5 | 0 |
| 20 | HANEBOURG, GRACIE | G | 4 | 2-2 | 0-0 | 0-0 | 1 | 0 | 1 | 1 | 0 | 2 | 0 | 1 | 8 | 6 |
| 21 | WALKER, MCCLAIN | G | 0 | 0-0 | 0-0 | 0-0 | 0 | 0 | 0 | 0 | 0 | 0 | 0 | 0 | 0 | 0 |
| 44 | FARRES, AGAR | F | 2 | 0-0 | 0-0 | 2-2 | 3 | 1 | 4 | 0 | 1 | 1 | 0 | 2 | 10 | 0 |
| | TEAM | | | 0-0 | | | 0 | 1 | 1 | 0 | | 0 | | | | |
| TOTALS | | | 21 | 8-14 | 0-1 | 5-8 | 6 | 7 | 13 | 3 | 4 | 6 | 1 | 4 | 50 | |

Shooting By Period

| Period | FG | FG% | 3FG | 3FG% | FT | FT% |
|--------|-------|-------|------|-------|-------|-------|
| Game | 26-65 | 40.0% | 3-15 | 20.0% | 13-18 | 72.2% |

Game Notes:

Officials:
Attendance: **64**

Start Time: **08:00 PM**
Neutral Court;

| Score | 1st | 2nd | 3rd | 4th | TOT |
|-------|-----|-----|-----|-----|-----------|
| FAU | 17 | 7 | 20 | 10 | 54 |
| UCCS | 11 | 21 | 15 | 21 | 68 |

| Points (This Period) | FAU | UCCS |
|----------------------|---------------|----------------|
| In the Paint | 6 | 16 |
| Off Turns | 3 | 4 |
| 2nd Chance | 2 | 9 |
| Fast Break | 1 | 2 |
| Bench | 2 | 12 |
| Per Poss | 0.556 5/18 | 1.235 11/17 |

Official Play-By-Play
Friends vs UC-Colo. Springs
Fourth Quarter
November 26, 2021 at Massari Arena



Period 4

Starters:

Friends: 1 SAMMONS, GRACIE (G); 4 CHAIRS, ALEXA (G); 5 LACY, CARRIE (G); 15 STIGER, HAYLEY (F); 20 KINNIBURGH, KASSIE (F);
UC-Colo. Springs: 5 NATION, JESSICA (G); 22 LATAPIA, INES (G); 25 MEGYERI, SHELBY (G); 34 JEFFCOAT, JASMINE (F); 35 ABELA, SOPHIE (G);

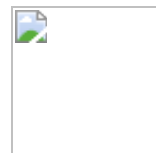
| Time | VISITORS: Friends | Score | Margin | HOME: UC-Colo. Springs |
|-------|-------------------------------------|-------|--------|------------------------------------|
| 10:00 | SUB OUT: STIGER, HAYLEY | | | |
| 10:00 | SUB IN: SAMMONS, GRACIE | | | |
| 09:35 | | | | MISSED JUMPER by MOORE, ELLIE |
| 09:33 | | | | REBOUND (OFF) by FARRER, AGAR |
| 09:32 | FOUL by LACY, CARRIE | | | |
| 09:32 | SUB OUT: SWEET, LASHAWN | | | |
| 09:32 | SUB IN: CHAIRS, ALEXA | | | |
| 09:32 | | | | MISSED FT by ABELA, SOPHIE |
| 09:32 | | | | REBOUND (DEADB) by TEAM |
| 09:32 | | 48-44 | H 4 | GOOD! FT by ABELA, SOPHIE |
| 09:20 | TURNOVER by SAMMONS, GRACIE | | | |
| 09:20 | | | | STEAL by FARRER, AGAR |
| 09:03 | | 50-44 | H 6 | GOOD! LAYUP by DOMINGUEZ, ALEXA |
| 09:03 | | | | ASSIST by MOORE, ELLIE |
| 08:44 | MISSED 3PTR by SHIPPY, MCKENZIE | | | |
| 08:42 | | | | REBOUND (DEF) by FARRER, AGAR |
| 08:42 | FOUL by CHAIRS, ALEXA | | | |
| 08:42 | SUB OUT: SHIPPY, MCKENZIE | | | |
| 08:42 | SUB IN: SWEET, LASHAWN | | | |
| 08:34 | | 52-44 | H 8 | GOOD! LAYUP by MOORE, ELLIE |
| 08:34 | | | | ASSIST by ABELA, SOPHIE |
| 08:16 | MISSED 3PTR by SWEET, LASHAWN | | | |
| 08:16 | REBOUND (DEADB) by TEAM | | | |
| 08:12 | TURNOVER by CHAIRS, ALEXA | | | |
| 08:12 | | | | STEAL by DOMINGUEZ, ALEXA |
| 08:02 | | | | SUB OUT: NATION, JESSICA |
| 08:02 | | | | SUB IN: HANEBORG, GRACIE |
| 07:47 | | 54-44 | H 10 | GOOD! LAYUP by HANEBORG, GRACIE |
| 07:30 | GOOD! LAYUP by LACY, CARRIE | 54-46 | H 8 | |
| 07:09 | | | | MISSED JUMPER by MOORE, ELLIE |
| 07:06 | REBOUND (DEF) by LACY, CARRIE | | | |
| 06:47 | MISSED LAYUP by KINNIBURGH, KASSIE | | | |
| 06:45 | REBOUND (OFF) by KINNIBURGH, KASSIE | | | |
| 06:44 | GOOD! LAYUP by KINNIBURGH, KASSIE | 54-48 | H 6 | |
| 06:35 | | 56-48 | H 8 | GOOD! LAYUP by MOORE, ELLIE |
| 06:35 | | | | ASSIST by DOMINGUEZ, ALEXA |
| 06:08 | | | | FOUL by DOMINGUEZ, ALEXA |
| 06:08 | | | | SUB OUT: MOORE, ELLIE |
| 06:08 | | | | SUB IN: JEFFCOAT, JASMINE |
| 06:08 | SUB OUT: SAMMONS, GRACIE | | | |
| 06:08 | SUB OUT: KINNIBURGH, KASSIE | | | |
| 06:08 | SUB IN: BUSBEE, BRIDGET | | | |
| 06:08 | SUB IN: JACKSON, TAYLOR | | | |
| 06:08 | MISSED FT by CHAIRS, ALEXA | | | |
| 06:08 | REBOUND (DEADB) by TEAM | | | |
| 06:08 | GOOD! FT by CHAIRS, ALEXA | 56-49 | H 7 | |
| 06:02 | | | | MISSED JUMPER by JEFFCOAT, JASMINE |
| 05:59 | | | | REBOUND (OFF) by JEFFCOAT, JASMINE |
| 05:58 | | 58-49 | H 9 | GOOD! LAYUP by JEFFCOAT, JASMINE |
| 05:48 | MISSED JUMPER by JACKSON, TAYLOR | | | |
| 05:45 | | | | REBOUND (DEF) by DOMINGUEZ, ALEXA |
| 05:44 | | | | TURNOVER by DOMINGUEZ, ALEXA |
| 05:44 | SUB OUT: SWEET, LASHAWN | | | |
| 05:44 | SUB IN: SAMMONS, GRACIE | | | |
| 05:32 | TURNOVER by LACY, CARRIE | | | |
| 05:32 | | | | STEAL by HANEBORG, GRACIE |
| 05:28 | | | | TURNOVER by HANEBORG, GRACIE |
| 05:28 | STEAL by SAMMONS, GRACIE | | | |
| 05:23 | | | | FOUL by JEFFCOAT, JASMINE |
| 05:23 | MISSED FT by SAMMONS, GRACIE [FB] | | | |
| 05:23 | REBOUND (DEADB) by TEAM | | | |
| 05:23 | GOOD! FT by SAMMONS, GRACIE [FB] | 58-50 | H 8 | |
| 05:23 | SUB OUT: CHAIRS, ALEXA | | | |
| 05:23 | SUB IN: MYLES, AALIYAH | | | |
| 05:02 | | | | TURNOVER by HANEBORG, GRACIE |

| Time | VISITORS: Friends | Score | Margin | HOME: UC-Colo. Springs |
|-------|---------------------------------|-------|--------|---------------------------------------|
| 05:02 | STEAL by BUSBEE, BRIDGET | | | |
| 04:51 | MISSED JUMPER by LACY, CARRIE | | | |
| 04:51 | | | | BLOCK by JEFFCOAT, JASMINE |
| 04:47 | REBOUND (OFF) by LACY, CARRIE | | | |
| 04:46 | MISSED JUMPER by MYLES, AALIYAH | | | |
| 04:46 | | | | REBOUND (DEF) by DOMINGUEZ, ALEXA |
| 04:46 | FOUL by JACKSON, TAYLOR | | | |
| 04:46 | TIMEOUT MEDIA | | | |
| 04:46 | SUB OUT: JACKSON, TAYLOR | | | |
| 04:46 | SUB IN: STIGER, HAYLEY | | | |
| 04:37 | | | | TURNOVER by JEFFCOAT, JASMINE |
| 04:07 | MISSED 3PTR by STIGER, HAYLEY | | | |
| 04:04 | | | | REBOUND (DEF) by DOMINGUEZ, ALEXA |
| 03:59 | | 60-50 | H 10 | GOOD! LAYUP by JEFFCOAT, JASMINE [FB] |
| 03:59 | | | | ASSIST by FARRRES, AGAR |
| 03:54 | TIMEOUT 30SEC | | | |
| 03:54 | | | | SUB OUT: JEFFCOAT, JASMINE |
| 03:54 | | | | SUB IN: MOORE, ELLIE |
| 03:54 | SUB OUT: SAMMONS, GRACIE | | | |
| 03:54 | SUB OUT: STIGER, HAYLEY | | | |
| 03:54 | SUB IN: JOHNSON, JAILEN | | | |
| 03:54 | SUB IN: KINNIBURGH, KASSIE | | | |
| 03:46 | TURNOVER by BUSBEE, BRIDGET | | | |
| 03:46 | | | | STEAL by FARRRES, AGAR |
| 03:40 | | | | TURNOVER by FARRRES, AGAR |
| 03:20 | GOOD! LAYUP by LACY, CARRIE | 60-52 | H 8 | |
| 03:08 | | | | MISSED JUMPER by DOMINGUEZ, ALEXA |
| 03:05 | | | | REBOUND (OFF) by HANEBOURG, GRACIE |
| 02:52 | | | | MISSED 3PTR by ABELA, SOPHIE |
| 02:49 | | | | REBOUND (OFF) by FARRRES, AGAR |
| 02:49 | FOUL by KINNIBURGH, KASSIE | | | |
| 02:49 | | 61-52 | H 9 | GOOD! FT by FARRRES, AGAR |
| 02:49 | | 62-52 | H 10 | GOOD! FT by FARRRES, AGAR |
| 02:34 | MISSED 3PTR by BUSBEE, BRIDGET | | | |
| 02:32 | | | | REBOUND (DEF) by TEAM |
| 02:32 | SUB OUT: KINNIBURGH, KASSIE | | | |
| 02:32 | SUB IN: SHIPPY, MCKENZIE | | | |
| 02:32 | TIMEOUT TEAM | | | |
| 02:32 | | | | SUB OUT: MOORE, ELLIE |
| 02:32 | | | | SUB IN: NATION, JESSICA |
| 02:09 | | | | MISSED LAYUP by NATION, JESSICA |
| 02:06 | | | | REBOUND (OFF) by FARRRES, AGAR |
| 01:48 | | 64-52 | H 12 | GOOD! LAYUP by HANEBOURG, GRACIE |
| 01:29 | MISSED LAYUP by LACY, CARRIE | | | |
| 01:27 | | | | REBOUND (DEF) by NATION, JESSICA |
| 01:22 | FOUL by LACY, CARRIE | | | |
| 01:22 | SUB OUT: LACY, CARRIE | | | |
| 01:22 | SUB IN: SWEET, LASHAWN | | | |
| 01:22 | | | | MISSED FT by NATION, JESSICA [FB] |
| 01:22 | | | | REBOUND (DEADB) by TEAM |
| 01:22 | | | | MISSED FT by NATION, JESSICA [FB] |
| 01:22 | | | | REBOUND (OFF) by NATION, JESSICA |
| 01:13 | FOUL by SHIPPY, MCKENZIE | | | |
| 01:13 | | 65-52 | H 13 | GOOD! FT by ABELA, SOPHIE |
| 01:13 | | 66-52 | H 14 | GOOD! FT by ABELA, SOPHIE |
| 01:01 | | | | FOUL by HANEBOURG, GRACIE |
| 01:01 | GOOD! FT by MYLES, AALIYAH | 66-53 | H 13 | |
| 01:01 | GOOD! FT by MYLES, AALIYAH | 66-54 | H 12 | |
| 00:42 | | 68-54 | H 14 | GOOD! LAYUP by ABELA, SOPHIE |
| 00:34 | TURNOVER by MYLES, AALIYAH | | | |
| 00:13 | | | | TURNOVER by DOMINGUEZ, ALEXA |
| 00:01 | MISSED LAYUP by BUSBEE, BRIDGET | | | |
| 00:00 | | | | REBOUND (DEF) by ABELA, SOPHIE |

Friends 54, UC-Colo. Springs 68

| Points (This Period) | FAU | UCCS |
|----------------------|---------------|----------------|
| In the Paint | 6 | 16 |
| Off Turns | 3 | 4 |
| 2nd Chance | 2 | 9 |
| Fast Break | 1 | 2 |
| Bench | 2 | 12 |
| Per Poss | 0.556 5/18 | 1.235 11/17 |

Official Scoring/Possession Reference Chart
Friends vs UC-Colo. Springs
Period 1
November 26, 2021 at Massari Arena



Period 1

Starters:

Friends: 1 SAMMONS, GRACIE (G); 4 CHAIRS, ALEXA (G); 5 LACY, CARRIE (G); 15 STIGER, HAYLEY (F); 20 KINNIBURGH, KASSIE (F);
UC-Colo. Springs: 5 NATION, JESSICA (G); 22 LATAPIA, INES (G); 25 MEGYERI, SHELBY (G); 34 JEFFCOAT, JASMINE (F); 35 ABELA, SOPHIE (G);

| Time | VISITORS: Friends | Score | Margin | HOME: UC-Colo. Springs |
|-------|--------------------------------|-------|--------|--------------------------------------|
| 09:20 | GOOD! FT by CHAIRS, ALEXA | 0-1 | V 1 | |
| 08:43 | | 3-1 | H 2 | GOOD! 3PTR by MEGYERI, SHELBY |
| 08:26 | GOOD! FT by SAMMONS, GRACIE | 3-2 | H 1 | |
| 08:26 | GOOD! FT by SAMMONS, GRACIE | 3-3 | T | |
| 07:33 | | 4-3 | H 1 | GOOD! FT by NATION, JESSICA |
| 07:33 | | 5-3 | H 2 | GOOD! FT by NATION, JESSICA |
| 06:17 | | 6-3 | H 3 | GOOD! FT by MEGYERI, SHELBY [FB] |
| 06:17 | | 7-3 | H 4 | GOOD! FT by MEGYERI, SHELBY [FB] |
| 05:58 | GOOD! LAYUP by JACKSON, TAYLOR | 7-5 | H 2 | |
| 05:43 | | 9-5 | H 4 | GOOD! LAYUP by MOORE, ELLIE |
| 04:49 | GOOD! LAYUP by JACKSON, TAYLOR | 9-7 | H 2 | |
| 03:12 | GOOD! LAYUP by SWEET, LASHAWN | 9-9 | T | |
| 02:35 | | 11-9 | H 2 | GOOD! LAYUP by DOMINGUEZ, ALEXA [FB] |
| 02:09 | GOOD! LAYUP by BUSBEE, BRIDGET | 11-11 | T | |
| 02:08 | GOOD! FT by BUSBEE, BRIDGET | 11-12 | V 1 | |
| 02:00 | GOOD! FT by STIGER, HAYLEY | 11-13 | V 2 | |
| 01:19 | GOOD! JUMPER by LACY, CARRIE | 11-15 | V 4 | |
| 00:53 | GOOD! FT by LACY, CARRIE [FB] | 11-16 | V 5 | |
| 00:53 | GOOD! FT by LACY, CARRIE [FB] | 11-17 | V 6 | |

Friends 17, UC-Colo. Springs 11

Official Scoring/Possession Reference Chart
Friends vs UC-Colo. Springs
Period 2
November 26, 2021 at Massari Arena



Period 2

Starters:

Friends: 1 SAMMONS, GRACIE (G); 4 CHAIRS, ALEXA (G); 5 LACY, CARRIE (G); 15 STIGER, HAYLEY (F); 20 KINNIBURGH, KASSIE (F);
UC-Colo. Springs: 5 NATION, JESSICA (G); 22 LATAPIA, INES (G); 25 MEGYERI, SHELBY (G); 34 JEFFCOAT, JASMINE (F); 35 ABELA, SOPHIE (G);

| Time | VISITORS: Friends | Score | Margin | HOME: UC-Colo. Springs |
|-------|---------------------------------|-------|--------|--------------------------------------|
| 09:02 | | 13-17 | V 4 | GOOD! JUMPER by MOORE, ELLIE |
| 08:11 | GOOD! LAYUP by JACKSON, TAYLOR | 13-19 | V 6 | |
| 07:07 | GOOD! 3PTR by MYLES, AALIYAH | 13-22 | V 9 | |
| 06:41 | | 15-22 | V 7 | GOOD! LAYUP by FARRIS, AGAR [FB] |
| 06:19 | | 17-22 | V 5 | GOOD! JUMPER by MOORE, ELLIE [FB] |
| 05:13 | | 20-22 | V 2 | GOOD! 3PTR by NATION, JESSICA |
| 04:28 | | 22-22 | T | GOOD! JUMPER by NATION, JESSICA [FB] |
| 04:03 | GOOD! JUMPER by BUSBEE, BRIDGET | 22-24 | V 2 | |
| 03:49 | | 24-24 | T | GOOD! LAYUP by JEFFCOAT, JASMINE |
| 02:54 | | 25-24 | H 1 | GOOD! FT by NATION, JESSICA [FB] |
| 02:54 | | 26-24 | H 2 | GOOD! FT by NATION, JESSICA [FB] |
| 01:59 | | 28-24 | H 4 | GOOD! LAYUP by JEFFCOAT, JASMINE |
| 00:50 | | 30-24 | H 6 | GOOD! LAYUP by MOORE, ELLIE |
| 00:18 | | 31-24 | H 7 | GOOD! FT by NATION, JESSICA |
| 00:18 | | 32-24 | H 8 | GOOD! FT by NATION, JESSICA |

Friends 24, UC-Colo. Springs 32

Official Scoring/Possession Reference Chart
Friends vs UC-Colo. Springs
Period 3
November 26, 2021 at Massari Arena



Period 3

Starters:

Friends: 1 SAMMONS, GRACIE (G); 4 CHAIRS, ALEXA (G); 5 LACY, CARRIE (G); 15 STIGER, HAYLEY (F); 20 KINNIBURGH, KASSIE (F);
UC-Colo. Springs: 5 NATION, JESSICA (G); 22 LATAPIA, INES (G); 25 MEGYERI, SHELBY (G); 34 JEFFCOAT, JASMINE (F); 35 ABELA, SOPHIE (G);

| Time | VISITORS: Friends | Score | Margin | HOME: UC-Colo. Springs |
|-------|-------------------------------------|-------|--------|----------------------------------|
| 09:48 | GOOD! LAYUP by LACY, CARRIE | 32-26 | H 6 | |
| 09:03 | GOOD! LAYUP by CHAIRS, ALEXA | 32-28 | H 4 | |
| 08:24 | GOOD! LAYUP by LACY, CARRIE | 32-30 | H 2 | |
| 08:11 | | 34-30 | H 4 | GOOD! LAYUP by MEGYERI, SHELBY |
| 07:00 | GOOD! LAYUP by STIGER, HAYLEY | 34-32 | H 2 | |
| 06:40 | GOOD! LAYUP by CHAIRS, ALEXA | 34-34 | T | |
| 06:08 | GOOD! FT by JACKSON, TAYLOR | 34-35 | V 1 | |
| 03:44 | | 36-35 | H 1 | GOOD! LAYUP by JEFFCOAT, JASMINE |
| 02:43 | GOOD! LAYUP by BUSBEE, BRIDGET [FB] | 36-37 | V 1 | |
| 02:29 | | 39-37 | H 2 | GOOD! 3PTR by NATION, JESSICA |
| 02:07 | GOOD! JUMPER by JACKSON, TAYLOR | 39-39 | T | |
| 01:55 | | 41-39 | H 2 | GOOD! LAYUP by JEFFCOAT, JASMINE |
| 01:18 | | 43-39 | H 4 | GOOD! LAYUP by NATION, JESSICA |
| 00:53 | GOOD! JUMPER by BUSBEE, BRIDGET | 43-41 | H 2 | |
| 00:39 | | 45-41 | H 4 | GOOD! LAYUP by FARRES, AGAR |
| 00:16 | GOOD! 3PTR by SHIPPY, MCKENZIE | 45-44 | H 1 | |
| 00:00 | | 47-44 | H 3 | GOOD! LAYUP by FARRES, AGAR |

Friends 44, UC-Colo. Springs 47

Official Scoring/Possession Reference Chart
Friends vs UC-Colo. Springs
Period 4
November 26, 2021 at Massari Arena



Period 4

Starters:

Friends: 1 SAMMONS, GRACIE (G); 4 CHAIRS, ALEXA (G); 5 LACY, CARRIE (G); 15 STIGER, HAYLEY (F); 20 KINNIBURGH, KASSIE (F);
UC-Colo. Springs: 5 NATION, JESSICA (G); 22 LATAPIA, INES (G); 25 MEGYERI, SHELBY (G); 34 JEFFCOAT, JASMINE (F); 35 ABELA, SOPHIE (G);

| Time | VISITORS: Friends | Score | Margin | HOME: UC-Colo. Springs |
|-------|-----------------------------------|-------|--------|---------------------------------------|
| 09:32 | | 48-44 | H 4 | GOOD! FT by ABELA, SOPHIE |
| 09:03 | | 50-44 | H 6 | GOOD! LAYUP by DOMINGUEZ, ALEXA |
| 08:34 | | 52-44 | H 8 | GOOD! LAYUP by MOORE, ELLIE |
| 07:47 | | 54-44 | H 10 | GOOD! LAYUP by HANEBOG, GRACIE |
| 07:30 | GOOD! LAYUP by LACY, CARRIE | 54-46 | H 8 | |
| 06:44 | GOOD! LAYUP by KINNIBURGH, KASSIE | 54-48 | H 6 | |
| 06:35 | | 56-48 | H 8 | GOOD! LAYUP by MOORE, ELLIE |
| 06:08 | GOOD! FT by CHAIRS, ALEXA | 56-49 | H 7 | |
| 05:58 | | 58-49 | H 9 | GOOD! LAYUP by JEFFCOAT, JASMINE |
| 05:23 | GOOD! FT by SAMMONS, GRACIE [FB] | 58-50 | H 8 | |
| 03:59 | | 60-50 | H 10 | GOOD! LAYUP by JEFFCOAT, JASMINE [FB] |
| 03:20 | GOOD! LAYUP by LACY, CARRIE | 60-52 | H 8 | |
| 02:49 | | 61-52 | H 9 | GOOD! FT by FARRES, AGAR |
| 02:49 | | 62-52 | H 10 | GOOD! FT by FARRES, AGAR |
| 01:48 | | 64-52 | H 12 | GOOD! LAYUP by HANEBOG, GRACIE |
| 01:13 | | 65-52 | H 13 | GOOD! FT by ABELA, SOPHIE |
| 01:13 | | 66-52 | H 14 | GOOD! FT by ABELA, SOPHIE |
| 01:01 | GOOD! FT by MYLES, AALIYAH | 66-53 | H 13 | |
| 01:01 | GOOD! FT by MYLES, AALIYAH | 66-54 | H 12 | |
| 00:42 | | 68-54 | H 14 | GOOD! LAYUP by ABELA, SOPHIE |

Friends 54, UC-Colo. Springs 68

Official Substitutions Log
Friends vs UC-Colo. Springs
Period 1
November 26, 2021 at Massari Arena



| VISITORS: Friends | Time | Score | HOME: UC-Colo. Springs |
|-------------------------------|-------|-------|---------------------------|
| 1 SAMMONS,GRACIE | | | 5 NATION,JESSICA |
| 4 CHAIRS,ALEXA | | | 22 LATAPIA,INES |
| 5 LACY,CARRIE | | | 25 MEGYERI,SHELBY |
| 15 STIGER,HAYLEY | | | 34 JEFFCOAT,JASMINE |
| 20 KINNIBURGH,KASSIE | | | 35 ABELA,SOPHIE |
| | 08:14 | 3-3 | SUB OUT: JEFFCOAT,JASMINE |
| | 08:14 | | SUB IN: MOORE,ELLIE |
| | 07:33 | 3-3 | SUB OUT: ABELA,SOPHIE |
| | 07:33 | | SUB IN: SHAFFER,BO |
| SUB OUT: 15 STIGER,HAYLEY | 07:33 | | |
| SUB OUT: 20 KINNIBURGH,KASSIE | 07:33 | | |
| SUB IN: 22 JESSEPE,MADDIE | 07:33 | | |
| SUB IN: 32 JACKSON,TAYLOR | 07:33 | | |
| SUB OUT: 4 CHAIRS,ALEXA | 06:53 | 3-5 | |
| SUB IN: 13 BUSBEE,BRIDGET | 06:53 | | |
| | 06:17 | 3-5 | SUB OUT: NATION,JESSICA |
| | 06:17 | | SUB IN: FARRES,AGAR |
| SUB OUT: 1 SAMMONS,GRACIE | 06:17 | | |
| SUB OUT: 5 LACY,CARRIE | 06:17 | | |
| SUB IN: 3 SIMONEAU,KAYNA | 06:17 | | |
| SUB IN: 24 SWEET,LASHAWN | 06:17 | | |
| | 05:29 | 5-9 | SUB OUT: LATAPIA,INES |
| | 05:29 | | SUB IN: DOMINGUEZ,ALEXA |
| | 04:49 | 7-9 | SUB OUT: MOORE,ELLIE |
| | 04:49 | | SUB IN: JEFFCOAT,JASMINE |
| SUB OUT: 32 JACKSON,TAYLOR | 04:24 | 7-9 | |
| SUB IN: 15 STIGER,HAYLEY | 04:24 | | |
| | 03:47 | 7-9 | SUB OUT: MEGYERI,SHELBY |
| | 03:47 | | SUB IN: WALKER,MCCLAIN |
| | 02:08 | 11-11 | SUB OUT: SHAFFER,BO |
| | 02:08 | | SUB OUT: JEFFCOAT,JASMINE |
| | 02:08 | | SUB IN: DEPETRILLO,TALIA |
| | 02:08 | | SUB IN: MOORE,ELLIE |
| SUB OUT: 3 SIMONEAU,KAYNA | 02:08 | | |
| SUB OUT: 22 JESSEPE,MADDIE | 02:08 | | |
| SUB OUT: 24 SWEET,LASHAWN | 02:08 | | |
| SUB IN: 5 LACY,CARRIE | 02:08 | | |
| SUB IN: 14 SHIPPY,MCKENZIE | 02:08 | | |
| SUB IN: 20 KINNIBURGH,KASSIE | 02:08 | | |
| SUB OUT: 15 STIGER,HAYLEY | 01:57 | 13-11 | |
| SUB IN: 4 CHAIRS,ALEXA | 01:57 | | |
| | 00:53 | 15-11 | SUB OUT: DEPETRILLO,TALIA |
| | 00:53 | | SUB OUT: WALKER,MCCLAIN |
| | 00:53 | | SUB IN: DOOLITTLE,EMILY |
| | 00:53 | | SUB IN: ABELA,SOPHIE |
| SUB OUT: 13 BUSBEE,BRIDGET | 00:53 | | |
| SUB IN: 1 SAMMONS,GRACIE | 00:53 | | |

Friends 17, UC-Colo. Springs 11

Official Substitutions Log
Friends vs UC-Colo. Springs
Period 2
November 26, 2021 at Massari Arena



| VISITORS: Friends | Time | Score | HOME: UC-Colo. Springs |
|-------------------------------|-------|-------|---------------------------|
| 1 SAMMONS,GRACIE | | | 5 NATION,JESSICA |
| 4 CHAIRS,ALEXA | | | 22 LATAPIA,INES |
| 5 LACY,CARRIE | | | 25 MEGYERI,SHELBY |
| 15 STIGER,HAYLEY | | | 34 JEFFCOAT,JASMINE |
| 20 KINNIBURGH,KASSIE | | | 35 ABELA,SOPHIE |
| SUB OUT: 20 KINNIBURGH,KASSIE | 10:00 | - | |
| SUB IN: 32 JACKSON,TAYLOR | 10:00 | | |
| SUB OUT: 14 SHIPPY,MCKENZIE | 09:53 | - | |
| SUB IN: 22 JESSEPE,MADDIE | 09:53 | | |
| SUB OUT: 5 LACY,CARRIE | 08:32 | 17-13 | |
| SUB IN: 11 MYLES,AALIYAH | 08:32 | | |
| SUB OUT: 4 CHAIRS,ALEXA | 07:24 | 19-13 | |
| SUB IN: 10 JOHNSON,JAILEN | 07:24 | | |
| | 05:58 | 22-17 | SUB OUT: DOMINGUEZ,ALEXA |
| | 05:58 | | SUB OUT: MOORE,ELLIE |
| | 05:58 | | SUB IN: NATION,JESSICA |
| | 05:58 | | SUB IN: JEFFCOAT,JASMINE |
| SUB OUT: 1 SAMMONS,GRACIE | 05:58 | | |
| SUB OUT: 22 JESSEPE,MADDIE | 05:58 | | |
| SUB OUT: 32 JACKSON,TAYLOR | 05:58 | | |
| SUB IN: 13 BUSBEE,BRIDGET | 05:58 | | |
| SUB IN: 20 KINNIBURGH,KASSIE | 05:58 | | |
| SUB IN: 24 SWEET,LASHAWN | 05:58 | | |
| | 05:30 | 22-17 | SUB OUT: DOOLITTLE,EMILY |
| | 05:30 | | SUB OUT: ABELA,SOPHIE |
| | 05:30 | | SUB IN: SHAFFER,BO |
| | 05:30 | | SUB IN: MEGYERI,SHELBY |
| | 03:12 | 24-24 | SUB OUT: MEGYERI,SHELBY |
| | 03:12 | | SUB OUT: FARRES,AGAR |
| | 03:12 | | SUB IN: HANEBORG,GRACIE |
| | 03:12 | | SUB IN: LATAPIA,INES |
| SUB OUT: 11 MYLES,AALIYAH | 03:12 | | |
| SUB OUT: 20 KINNIBURGH,KASSIE | 03:12 | | |
| SUB IN: 3 SIMONEAU,KAYNA | 03:12 | | |
| SUB IN: 32 JACKSON,TAYLOR | 03:12 | | |
| SUB OUT: 10 JOHNSON,JAILEN | 02:54 | 24-24 | |
| SUB OUT: 24 SWEET,LASHAWN | 02:54 | | |
| SUB IN: 4 CHAIRS,ALEXA | 02:54 | | |
| SUB IN: 15 STIGER,HAYLEY | 02:54 | | |
| SUB OUT: 4 CHAIRS,ALEXA | 01:24 | 24-28 | |
| SUB OUT: 13 BUSBEE,BRIDGET | 01:24 | | |
| SUB IN: 1 SAMMONS,GRACIE | 01:24 | | |
| SUB IN: 5 LACY,CARRIE | 01:24 | | |
| | 01:24 | | SUB OUT: JEFFCOAT,JASMINE |
| | 01:24 | | SUB IN: MOORE,ELLIE |
| SUB OUT: 5 LACY,CARRIE | 01:13 | 24-28 | |
| SUB IN: 13 BUSBEE,BRIDGET | 01:13 | | |
| SUB OUT: 32 JACKSON,TAYLOR | 00:18 | 24-30 | |
| SUB IN: 20 KINNIBURGH,KASSIE | 00:18 | | |
| SUB OUT: 15 STIGER,HAYLEY | 00:18 | | |
| SUB IN: 24 SWEET,LASHAWN | 00:18 | | |

Friends 24, UC-Colo. Springs 32

Official Substitutions Log
Friends vs UC-Colo. Springs
Period 3
November 26, 2021 at Massari Arena



| VISITORS: Friends | Time | Score | HOME: UC-Colo. Springs |
|-------------------------------|-------------|--------------|-------------------------------|
| 1 SAMMONS,GRACIE | | | 5 NATION,JESSICA |
| 4 CHAIRS,ALEXA | | | 22 LATAPIA,INES |
| 5 LACY,CARRIE | | | 25 MEGYERI,SHELBY |
| 15 STIGER,HAYLEY | | | 34 JEFFCOAT,JASMINE |
| 20 KINNIBURGH,KASSIE | | | 35 ABELA,SOPHIE |
| | 10:00 | - | SUB OUT: SHAFFER,BO |
| | 10:00 | | SUB OUT: HANEBORG,GRACIE |
| | 10:00 | | SUB OUT: LATAPIA,INES |
| | 10:00 | | SUB IN: MEGYERI,SHELBY |
| | 10:00 | | SUB IN: ABELA,SOPHIE |
| | 10:00 | | SUB IN: FARRES,AGAR |
| SUB OUT: 3 SIMONEAU,KAYNA | 10:00 | | |
| SUB OUT: 13 BUSBEE,BRIDGET | 10:00 | | |
| SUB OUT: 24 SWEET,LASHAWN | 10:00 | | |
| SUB IN: 4 CHAIRS,ALEXA | 10:00 | | |
| SUB IN: 5 LACY,CARRIE | 10:00 | | |
| SUB IN: 15 STIGER,HAYLEY | 10:00 | | |
| | 07:46 | 30-34 | SUB OUT: MEGYERI,SHELBY |
| | 07:46 | | SUB IN: SHAFFER,BO |
| SUB OUT: 5 LACY,CARRIE | 07:40 | 30-34 | |
| SUB IN: 3 SIMONEAU,KAYNA | 07:40 | | |
| SUB OUT: 1 SAMMONS,GRACIE | 07:16 | 30-34 | |
| SUB IN: 13 BUSBEE,BRIDGET | 07:16 | | |
| | 07:16 | | SUB OUT: ABELA,SOPHIE |
| | 07:16 | | SUB IN: LATAPIA,INES |
| SUB OUT: 20 KINNIBURGH,KASSIE | 06:36 | 34-34 | |
| SUB IN: 32 JACKSON,TAYLOR | 06:36 | | |
| | 05:46 | 35-34 | SUB OUT: MOORE,ELLIE |
| | 05:46 | | SUB IN: JEFFCOAT,JASMINE |
| SUB OUT: 15 STIGER,HAYLEY | 05:46 | | |
| SUB IN: 22 JESSEPE,MADDIE | 05:46 | | |
| SUB OUT: 4 CHAIRS,ALEXA | 04:46 | 35-34 | |
| SUB IN: 14 SHIPPY,MCKENZIE | 04:46 | | |
| SUB OUT: 32 JACKSON,TAYLOR | 04:46 | | |
| SUB IN: 15 STIGER,HAYLEY | 04:46 | | |
| | 03:11 | 35-36 | SUB OUT: SHAFFER,BO |
| | 03:11 | | SUB OUT: NATION,JESSICA |
| | 03:11 | | SUB IN: DOOLITTLE,EMILY |
| | 03:11 | | SUB IN: ABELA,SOPHIE |
| SUB OUT: 15 STIGER,HAYLEY | 03:11 | | |
| SUB IN: 32 JACKSON,TAYLOR | 03:11 | | |
| | 02:55 | 35-36 | SUB OUT: DOOLITTLE,EMILY |
| | 02:55 | | SUB IN: NATION,JESSICA |
| | 00:00 | 44-45 | SUB OUT: LATAPIA,INES |
| | 00:00 | | SUB IN: DOMINGUEZ,ALEXA |
| SUB OUT: 3 SIMONEAU,KAYNA | 00:00 | | |
| SUB OUT: 13 BUSBEE,BRIDGET | 00:00 | | |
| SUB OUT: 22 JESSEPE,MADDIE | 00:00 | | |
| SUB OUT: 32 JACKSON,TAYLOR | 00:00 | | |
| SUB IN: 5 LACY,CARRIE | 00:00 | | |
| SUB IN: 15 STIGER,HAYLEY | 00:00 | | |
| SUB IN: 20 KINNIBURGH,KASSIE | 00:00 | | |
| SUB IN: 24 SWEET,LASHAWN | 00:00 | | |
| | 00:00 | | SUB OUT: JEFFCOAT,JASMINE |
| | 00:00 | | SUB IN: MOORE,ELLIE |

Friends 44, UC-Colo. Springs 47

Official Substitutions Log
Friends vs UC-Colo. Springs
Period 4
November 26, 2021 at Massari Arena



| VISITORS: Friends | Time | Score | HOME: UC-Colo. Springs |
|-------------------------------|-------|-------|---------------------------|
| 1 SAMMONS,GRACIE | | | 5 NATION,JESSICA |
| 4 CHAIRS,ALEXA | | | 22 LATAPIA,INES |
| 5 LACY,CARRIE | | | 25 MEGYERI,SHELBY |
| 15 STIGER,HAYLEY | | | 34 JEFFCOAT,JASMINE |
| 20 KINNIBURGH,KASSIE | | | 35 ABELA,SOPHIE |
| SUB OUT: 15 STIGER,HAYLEY | 10:00 | - | |
| SUB IN: 1 SAMMONS,GRACIE | 10:00 | | |
| SUB OUT: 24 SWEET,LASHAWN | 09:32 | - | |
| SUB IN: 4 CHAIRS,ALEXA | 09:32 | | |
| SUB OUT: 14 SHIPPY,MCKENZIE | 08:42 | 44-50 | |
| SUB IN: 24 SWEET,LASHAWN | 08:42 | | |
| | 08:02 | 44-52 | SUB OUT: NATION,JESSICA |
| | 08:02 | | SUB IN: HANEBORG,GRACIE |
| | 06:08 | 48-56 | SUB OUT: MOORE,ELLIE |
| | 06:08 | | SUB IN: JEFFCOAT,JASMINE |
| SUB OUT: 1 SAMMONS,GRACIE | 06:08 | | |
| SUB OUT: 20 KINNIBURGH,KASSIE | 06:08 | | |
| SUB IN: 13 BUSBEE,BRIDGET | 06:08 | | |
| SUB IN: 32 JACKSON,TAYLOR | 06:08 | | |
| SUB OUT: 24 SWEET,LASHAWN | 05:44 | 49-58 | |
| SUB IN: 1 SAMMONS,GRACIE | 05:44 | | |
| SUB OUT: 4 CHAIRS,ALEXA | 05:23 | 50-58 | |
| SUB IN: 11 MYLES,AALIYAH | 05:23 | | |
| SUB OUT: 32 JACKSON,TAYLOR | 04:46 | 50-58 | |
| SUB IN: 15 STIGER,HAYLEY | 04:46 | | |
| | 03:54 | 50-60 | SUB OUT: JEFFCOAT,JASMINE |
| | 03:54 | | SUB IN: MOORE,ELLIE |
| SUB OUT: 1 SAMMONS,GRACIE | 03:54 | | |
| SUB OUT: 15 STIGER,HAYLEY | 03:54 | | |
| SUB IN: 10 JOHNSON,JAILEN | 03:54 | | |
| SUB IN: 20 KINNIBURGH,KASSIE | 03:54 | | |
| SUB OUT: 20 KINNIBURGH,KASSIE | 02:32 | 52-62 | |
| SUB IN: 14 SHIPPY,MCKENZIE | 02:32 | | |
| | 02:32 | | SUB OUT: MOORE,ELLIE |
| | 02:32 | | SUB IN: NATION,JESSICA |
| SUB OUT: 5 LACY,CARRIE | 01:22 | 52-64 | |
| SUB IN: 24 SWEET,LASHAWN | 01:22 | | |

Friends 54, UC-Colo. Springs 68

