

FINAL SCORE**The Money Team****91****Carmens Crew****89****The Basketball Tournament****July 28, 2021 • Covelli Center****FINAL STATISTICS**

Official Box Score
The Money Team vs The Money Team
Game Totals -- Final Statistics
July 28, 2021 at Covelli Center



The Money Team 91

No.	Player	S	Pts	FG	3FG	FT	OR	DR	TR	PF	A	TO	Blk	Stl	Min	+/-
01	CRAWFORD, JORDON	P	14	4-12	3-9	3-3	1	2	3	0	8	3	0	0	30	3
02	LEDBETTER, JEFF	S	14	4-6	4-6	2-2	1	3	4	3	5	1	0	1	31	13
03	JONES, JARROD	P	13	5-9	2-4	1-2	1	6	7	3	1	0	2	2	27	19
09	SMITH, TAYLOR	P	7	3-5	0-0	1-2	0	0	0	3	1	0	0	0	14	1
22	JENKINS, CHARLES	S	2	1-6	0-2	0-0	1	0	1	4	1	0	0	0	15	9
05	MUNFORD, XAVIER	S	22	8-12	2-6	4-5	0	3	3	2	4	3	0	2	24	-9
21	DARDEN, TREMMELL	S	6	3-5	0-0	0-0	1	2	3	4	1	0	2	2	16	-14
23	ALDRIDGE, PEYTON	P	13	5-10	1-4	2-4	1	0	1	1	1	1	0	0	23	-14
TEAM							3	1	4	0		0				
TOTALS			91	33-65	12-31	13-18	9	17	26	20	22	8	4	7	180	

Shooting By Period

Period	FG	FG%	3FG	3FG%	FT	FT%
1st Half	17-36	47%	4-16	25%	0-0	0%
2nd Half	16-29	55%	8-15	53%	13-18	72%
Game	33-65	50.8%	12-31	38.7%	13-18	72.2%

Last FG: 4th-03:59
Largest lead: By 3 at
Technical Fouls: None.

The Money Team 89

No.	Player	S	Pts	FG	3FG	FT	OR	DR	TR	PF	A	TO	Blk	Stl	Min	+/-
03	SCOTT, SHANNON	P	3	1-2	1-2	0-0	0	2	2	3	5	1	2	3	21	-3
11	GIBBS, JEFF	P	9	3-5	1-1	2-2	3	3	6	3	3	1	0	1	16	1
22	KOUFOS, KOSTA	C	18	7-9	0-0	4-4	1	1	2	3	2	2	0	0	21	-5
23	LIGHTY JR., DAVID	S	14	5-8	1-3	3-4	0	5	5	2	1	3	1	1	31	5
44	BUFORD, WILLIAM	S	15	6-7	2-2	1-1	0	1	1	1	0	2	1	1	14	-10
02	MAVUNGA, JULIAN	P	7	2-6	0-2	3-3	0	3	3	0	2	2	0	0	13	7
04	CRAFT, AARON	P	0	0-1	0-1	0-0	0	2	2	0	1	1	0	0	6	0
15	WOODS, KEYSHAWN	S	6	2-3	2-3	0-0	1	2	3	2	2	2	0	0	11	7
24	RAVENEL, EVAN	P	7	2-3	1-1	2-2	1	2	3	1	0	0	0	0	12	-7
32	SMITH JR., LENZELLE	P	4	2-3	0-1	0-0	0	3	3	3	0	0	0	0	17	-2
33	DIEBLER, JON	S	6	2-7	2-7	0-0	0	0	0	1	2	1	0	0	18	-9
TEAM							0	0	0	0		0				
TOTALS			89	32-54	10-23	15-16	6	24	30	19	18	15	4	6	180	

Shooting By Period

Period	FG	FG%	3FG	3FG%	FT	FT%
1st Half	19-29	66%	6-11	55%	6-7	86%
2nd Half	13-25	52%	4-12	33%	9-9	100%
Game	32-54	59.3%	10-23	43.5%	15-16	93.8%

Last FG: 4th-03:59
Largest lead: By 18 at
Technical Fouls: None.

Game Notes:

Officials: Brian O'Connell, Tom Morrissey, Pat O'Connell

Start Time: 01:00 AM

Score	1st	2nd	3rd	4th	TOT
TMT	21	17	26	27	91
TMT	31	19	26	13	89

TMT led for 5:16. CAR led for 29:03.
Game was tied for 0:0.
Times tied: 0 Lead Changes: 0

Points	TMT	TMT
In the Paint	34	40
Off Turns	23	11
2nd Chance	14	8
Fast Break	1	15
Bench	41	30
Per Poss	1.282 40/71	1.290 40/69

Official Box Score
The Money Team vs The Money Team
First Half Statistics Only
July 28, 2021 at Covelli Center



The Money Team 38

No.	Player	S	Pts	FG	3FG	FT	OR	DR	TR	PF	A	TO	Blk	Stl	Min	+/-
01	CRAWFORD, JORDON	P	3	1-5	1-4	0-0	1	2	3	0	5	1	0	0	13	-9
02	LEDBETTER, JEFF	S	6	2-4	2-4	0-0	0	2	2	2	4	0	0	0	16	-6
03	JONES, JARROD	P	9	4-6	1-2	0-0	0	2	2	2	0	0	1	1	11	2
05	MUNFORD, XAVIER	S	4	2-4	0-2	0-0	0	1	1	0	1	2	0	0	10	-9
09	SMITH, TAYLOR	P	4	2-3	0-0	0-0	0	0	0	2	1	0	0	0	9	-12
21	DARDEN, TREMMELL	S	6	3-5	0-0	0-0	1	1	2	0	1	0	2	2	13	-11
22	JENKINS, CHARLES	S	2	1-5	0-2	0-0	0	0	0	1	0	0	0	0	10	-6
23	ALDRIDGE, PEYTON	P	4	2-4	0-2	0-0	0	0	0	0	0	0	0	0	9	-11
	TEAM		0	0-0	0-0	0-0	2	0	2	0	0	0	0	0	0	0
TOTALS			38	17-36	4-16	0-0	4	8	12	7	12	3	3	3	90	0

Shooting By Period

Period	FG	FG%	3FG	3FG%	FT	FT%
1st Half	17-36	47%	4-16	25%	0-0	0%
Game	33-65	50.8%	12-31	38.7%	13-18	72.2%

Last FG Half: TMT 2nd-00:35

The Money Team 50

No.	Player	S	Pts	FG	3FG	FT	OR	DR	TR	PF	A	TO	Blk	Stl	Min	+/-
02	MAVUNGA, JULIAN	P	2	1-3	0-1	0-0	0	3	3	0	0	2	0	0	9	9
03	SCOTT, SHANNON	P	3	1-1	1-1	0-0	0	2	2	2	2	0	1	2	10	7
04	CRAFT, AARON	P	0	0-0	0-0	0-0	0	1	1	0	1	0	0	0	2	4
11	GIBBS, JEFF	P	5	2-4	1-1	0-0	1	0	1	0	1	0	0	0	6	11
15	WOODS, KEYSHAWN	S	3	1-2	1-2	0-0	1	2	3	0	2	1	0	0	7	6
22	KOUFOS, KOSTA	C	10	3-4	0-0	4-4	0	1	1	0	1	0	0	0	10	2
23	LIGHTY JR., DAVID	S	6	2-2	1-1	1-2	0	3	3	1	0	2	1	0	15	14
24	RAVENEL, EVAN	P	2	1-1	0-0	0-0	1	1	2	0	0	0	0	0	5	0
32	SMITH JR., LENZELLE	P	4	2-3	0-1	0-0	0	1	1	0	0	0	0	0	7	-2
33	DIEBLER, JON	S	3	1-3	1-3	0-0	0	0	0	1	2	0	0	0	8	6
44	BUFORD, WILLIAM	S	12	5-6	1-1	1-1	0	1	1	1	0	1	0	0	11	6
	TEAM		0	0-0	0-0	0-0	0	0	0	0	0	0	0	0	0	0
TOTALS			50	19-29	6-11	6-7	3	15	18	5	9	6	2	2	90	0

Shooting By Period

Period	FG	FG%	3FG	3FG%	FT	FT%
1st Half	19-29	66%	6-11	55%	6-7	86%
Game	32-54	59.3%	10-23	43.5%	15-16	93.8%

Last FG Half: CAR 2nd-00:02

Game Notes:

Officials: Brian O'Connell, Tom Morrissey, Pat O'Connell

Start Time: 01:00 AM

Score	1st	2nd	3rd	4th	TOT
TMT	21	17	26	27	91
TMT	31	19	26	13	89

Points from (This Period)	TMT	TMT
In the Paint	20	22
Off Turns	7	4
2nd Chance	5	4
Fast Break	0	8
Bench	14	14

Official Box Score
The Money Team vs The Money Team
First Quarter Statistics Only
July 28, 2021 at Covelli Center



The Money Team 21

No.	Player	S	Pts	FG	3FG	FT	OR	DR	TR	PF	A	TO	Blk	Stl	Min	+/-
01	CRAWFORD, JORDON	P	3	1-3	1-3	0-0	1	2	3	0	2	1	0	0	7	-8
02	LEDBETTER, JEFF	S	3	1-3	1-3	0-0	0	0	0	0	1	0	0	0	7	-4
03	JONES, JARROD	P	7	3-4	1-1	0-0	0	2	2	1	0	0	0	0	6	-2
09	SMITH, TAYLOR	P	4	2-3	0-0	0-0	0	0	0	1	1	0	0	0	6	-9
22	JENKINS, CHARLES	S	0	0-3	0-1	0-0	0	0	0	1	0	0	0	0	5	-2
05	MUNFORD, XAVIER	S	0	0-1	0-1	0-0	0	0	0	0	1	1	0	0	4	-8
21	DARDEN, TREMMELL	S	4	2-2	0-0	0-0	1	0	1	0	1	0	2	1	6	-9
23	ALDRIDGE, PEYTON	P	0	0-2	0-2	0-0	0	0	0	0	0	0	0	0	4	-8
TEAM				0-0			2	0	2	0		0				
TOTALS			21	9-21	3-11	0-0	4	4	8	3	6	2	2	1	45	

Shooting By Period

Period	FG	FG%	3FG	3FG%	FT	FT%
1st Half	9-21	43%	3-11	27%	0-0	0%
1st Half	17-36	47%	4-16	25%	0-0	0%
Game	33-65	50.8%	12-31	38.7%	13-18	72.2%

The Money Team 31

No.	Player	S	Pts	FG	3FG	FT	OR	DR	TR	PF	A	TO	Blk	Stl	Min	+/-
03	SCOTT, SHANNON	P	3	1-1	1-1	0-0	0	2	2	1	2	0	1	1	7	4
11	GIBBS, JEFF	P	5	2-4	1-1	0-0	1	0	1	0	1	0	0	0	6	9
22	KOUFOS, KOSTA	C	4	2-3	0-0	0-0	0	1	1	0	1	0	0	0	5	2
23	LIGHTY JR., DAVID	S	1	0-0	0-0	1-2	0	1	1	0	0	0	1	0	9	10
44	BUFORD, WILLIAM	S	10	4-5	1-1	1-1	0	1	1	0	0	1	0	0	7	4
02	MAVUNGA, JULIAN	P	2	1-1	0-0	0-0	0	2	2	0	0	2	0	0	6	9
04	CRAFT, AARON	P	0	0-0	0-0	0-0	0	0	0	0	0	0	0	0	0	0
15	WOODS, KEYSHAWN	S	3	1-1	1-1	0-0	0	1	1	0	1	0	0	0	2	6
24	RAVENEL, EVAN	P	0	0-0	0-0	0-0	0	0	0	0	0	0	0	0	1	0
32	SMITH JR., LENZELLE	P	0	0-0	0-0	0-0	0	0	0	0	0	0	0	0	0	0
33	DIEBLER, JON	S	3	1-1	1-1	0-0	0	0	0	1	1	0	0	0	2	6
TEAM				0-0			0	0	0	0		0				
TOTALS			31	12-16	5-5	2-3	1	8	9	2	6	3	2	1	45	

Shooting By Period

Period	FG	FG%	3FG	3FG%	FT	FT%
1st Half	12-16	75%	5-5	100%	2-3	67%
1st Half	19-29	66%	6-11	55%	6-7	86%
Game	32-54	59.3%	10-23	43.5%	15-16	93.8%

Game Notes:

Officials: Brian O'Connell, Tom Morrissey, Pat O'Connell

Start Time: 01:00 AM

Score	1st	2nd	3rd	4th	TOT
TMT	21	17	26	27	91
TMT	31	19	26	13	89

Points (This Period)	TMT	TMT
In the Paint	10	14
Off Turns	5	2
2nd Chance	5	0
Fast Break	0	6
Bench	4	8
Per Poss	1.000 9/21	1.632 13/19

Official Play-By-Play
The Money Team vs The Money Team
First Quarter
July 28, 2021 at Covelli Center



Period 1

Starters:

The Money Team: 1 CRAWFORD, JORDON (P); 2 LEDBETTER, JEFF (S); 3 JONES, JARROD (P); 9 SMITH, TAYLOR (P); 22 JENKINS, CHARLES (S);
Carmens Crew: 3 SCOTT, SHANNON (P); 11 GIBBS, JEFF (P); 22 KOUFOS, KOSTA (C); 23 LIGHTY JR., DAVID (S); 44 BUFORD, WILLIAM (S);

Time	VISITORS: The Money Team	Score	Margin	HOME: The Money Team
08:48				TURNOVER by BUFORD, WILLIAM
08:37	GOOD! LAYUP by SMITH, TAYLOR	0-2	V 2	
08:37	ASSIST by CRAWFORD, JORDON			
08:22		3-2	H 1	GOOD! 3PTR by SCOTT, SHANNON
08:09	MISSED 3PTR by CRAWFORD, JORDON			
08:05				REBOUND (DEF) by LIGHTY JR., DAVID
08:03	FOUL by JONES, JARROD			
08:03		4-2	H 2	GOOD! FT by LIGHTY JR., DAVID [FB]
08:03				MISSED FT by LIGHTY JR., DAVID [FB]
08:02	REBOUND (DEF) by JONES, JARROD			
07:45	GOOD! LAYUP by JONES, JARROD	4-4	T	
07:45	ASSIST by LEDBETTER, JEFF			
07:31				MISSED JUMPER by BUFORD, WILLIAM
07:27				REBOUND (OFF) by GIBBS, JEFF
07:26				MISSED JUMPER by GIBBS, JEFF
07:24	REBOUND (DEF) by JONES, JARROD			
07:11	GOOD! 3PTR by JONES, JARROD	4-7	V 3	
07:11	ASSIST by CRAWFORD, JORDON			
06:45		6-7	V 1	GOOD! LAYUP by BUFORD, WILLIAM
06:34	TURNOVER by CRAWFORD, JORDON			
06:34				STEAL by SCOTT, SHANNON
06:30		8-7	H 1	GOOD! LAYUP by GIBBS, JEFF [FB]
06:30				ASSIST by KOUFOS, KOSTA
06:10	GOOD! JUMPER by JONES, JARROD	8-9	V 1	
05:49		10-9	H 1	GOOD! LAYUP by BUFORD, WILLIAM
05:49				ASSIST by SCOTT, SHANNON
05:34				FOUL by SCOTT, SHANNON [PNT]
05:34	SUB OUT: SMITH, TAYLOR			
05:34	SUB IN: DARDEN, TREMMELL			
05:34				SUB OUT: GIBBS, JEFF
05:34				SUB IN: MAVUNGA, JULIAN
05:31	MISSED JUMPER by JONES, JARROD			
05:27				REBOUND (DEF) by BUFORD, WILLIAM
05:19		12-9	H 3	GOOD! LAYUP by KOUFOS, KOSTA
05:05	MISSED JUMPER by JENKINS, CHARLES			
05:02				REBOUND (DEF) by KOUFOS, KOSTA
04:55				TURNOVER by MAVUNGA, JULIAN
04:51	MISSED LAYUP by JENKINS, CHARLES			
04:51				BLOCK by LIGHTY JR., DAVID
04:47	REBOUND (OFF) by DARDEN, TREMMELL			
04:45	GOOD! 3PTR by CRAWFORD, JORDON	12-12	T	
04:45	ASSIST by DARDEN, TREMMELL			
04:35				MISSED JUMPER by KOUFOS, KOSTA [PNT]
04:35	BLOCK by DARDEN, TREMMELL			
04:30	REBOUND (DEF) by CRAWFORD, JORDON			
04:28	MISSED 3PTR by LEDBETTER, JEFF			
04:24				REBOUND (DEF) by SCOTT, SHANNON
04:08		14-12	H 2	GOOD! LAYUP by KOUFOS, KOSTA [PNT]
03:51	MISSED 3PTR by JENKINS, CHARLES			
03:51				BLOCK by SCOTT, SHANNON
03:47	REBOUND (OFF) by CRAWFORD, JORDON			
03:46	GOOD! DUNK by DARDEN, TREMMELL [PNT]	14-14	T	
03:39		16-14	H 2	GOOD! LAYUP by BUFORD, WILLIAM
03:39	FOUL by JENKINS, CHARLES			
03:39	TIMEOUT MEDIA			
03:39				SUB OUT: KOUFOS, KOSTA
03:39				SUB IN: GIBBS, JEFF
03:39	SUB OUT: CRAWFORD, JORDON			
03:39	SUB OUT: LEDBETTER, JEFF			
03:39	SUB OUT: JENKINS, CHARLES			
03:39	SUB IN: MUNFORD, XAVIER			
03:39	SUB IN: SMITH, TAYLOR			
03:39	SUB IN: ALDRIDGE, PEYTON			
03:39	SUB OUT: JONES, JARROD			
03:39	SUB IN: LEDBETTER, JEFF			

Time	VISITORS: The Money Team	Score	Margin	HOME: The Money Team
03:39		17-14	H 3	GOOD! FT by BUFORD, WILLIAM
03:25	MISSED 3PTR by LEDBETTER, JEFF			
03:23				REBOUND (DEF) by SCOTT, SHANNON
03:23	FOUL by SMITH, TAYLOR			
03:06		20-14	H 6	GOOD! 3PTR by BUFORD, WILLIAM
03:06				ASSIST by GIBBS, JEFF
02:50	GOOD! 3PTR by LEDBETTER, JEFF	20-17	H 3	
02:50	ASSIST by SMITH, TAYLOR			
02:35		23-17	H 6	GOOD! 3PTR by GIBBS, JEFF
02:35				ASSIST by SCOTT, SHANNON
02:24	GOOD! LAYUP by SMITH, TAYLOR	23-19	H 4	
02:24	ASSIST by MUNFORD, XAVIER			
02:14				TURNOVER by MAVUNGA, JULIAN
02:14	STEAL by DARDEN, TREMMELL			
02:08	MISSED 3PTR by ALDRIDGE, PEYTON			
02:07	REBOUND (OFF) by TEAM			
02:07				SUB OUT: SCOTT, SHANNON
02:07				SUB OUT: BUFORD, WILLIAM
02:07				SUB IN: WOODS, KEYSHAWN
02:07				SUB IN: DIEBLER, JON
02:07	SUB OUT: LEDBETTER, JEFF			
02:07	SUB IN: CRAWFORD, JORDON			
02:06	TURNOVER by MUNFORD, XAVIER			
01:49				MISSED JUMPER by GIBBS, JEFF
01:49	BLOCK by DARDEN, TREMMELL			
01:45	REBOUND (DEF) by CRAWFORD, JORDON			
01:42	MISSED LAYUP by SMITH, TAYLOR [PNT]			
01:39				REBOUND (DEF) by MAVUNGA, JULIAN
01:30		26-19	H 7	GOOD! 3PTR by DIEBLER, JON
01:30				ASSIST by WOODS, KEYSHAWN
01:17	MISSED 3PTR by CRAWFORD, JORDON			
01:14				REBOUND (DEF) by MAVUNGA, JULIAN
01:10		29-19	H 10	GOOD! 3PTR by WOODS, KEYSHAWN [FB]
01:10				ASSIST by DIEBLER, JON
01:08	TIMEOUT 30SEC			
01:08				SUB OUT: GIBBS, JEFF
01:08				SUB IN: RAVENEL, EVAN
01:08	SUB OUT: SMITH, TAYLOR			
01:08	SUB IN: JONES, JARROD			
00:55	GOOD! JUMPER by DARDEN, TREMMELL	29-21	H 8	
00:46		31-21	H 10	GOOD! LAYUP by MAVUNGA, JULIAN
00:13	MISSED 3PTR by ALDRIDGE, PEYTON			
00:11	REBOUND (OFF) by TEAM			
00:07				FOUL by DIEBLER, JON
00:00	MISSED 3PTR by MUNFORD, XAVIER			
00:00				REBOUND (DEF) by WOODS, KEYSHAWN

The Money Team 21, The Money Team 31

Points (This Period)	TMT	TMT
In the Paint	10	14
Off Turns	5	2
2nd Chance	5	0
Fast Break	0	6
Bench	4	8
Per Poss	1.000 9/21	1.632 13/19

Official Box Score
The Money Team vs The Money Team
Second Quarter Statistics Only
July 28, 2021 at Covelli Center



The Money Team 17

No.	Player	S	Pts	FG	3FG	FT	OR	DR	TR	PF	A	TO	Blk	Stl	Min	+/-
01	CRAWFORD, JORDON	P	0	0-2	0-1	0-0	0	0	0	0	3	0	0	0	6	-1
02	LEDBETTER, JEFF	S	3	1-1	1-1	0-0	0	2	2	2	3	0	0	0	9	-2
03	JONES, JARROD	P	2	1-2	0-1	0-0	0	0	0	1	0	0	1	1	5	4
09	SMITH, TAYLOR	P	0	0-0	0-0	0-0	0	0	0	1	0	0	0	0	3	-3
22	JENKINS, CHARLES	S	2	1-2	0-1	0-0	0	0	0	0	0	0	0	0	5	-4
05	MUNFORD, XAVIER	S	4	2-3	0-1	0-0	0	1	1	0	0	1	0	0	6	-1
21	DARDEN, TREMMELL	S	2	1-3	0-0	0-0	0	1	1	0	0	0	0	1	7	-2
23	ALDRIDGE, PEYTON	P	4	2-2	0-0	0-0	0	0	0	0	0	0	0	0	5	-3
TEAM				0-0			0	0	0	0		0				
TOTALS			17	8-15	1-5	0-0	0	4	4	4	6	1	1	2	45	

Shooting By Period

Period	FG	FG%	3FG	3FG%	FT	FT%
2nd Half	8-15	53%	1-5	20%	0-0	0%
2nd Half	16-29	55%	8-15	53%	13-18	72%
Game	33-65	50.8%	12-31	38.7%	13-18	72.2%

The Money Team 19

No.	Player	S	Pts	FG	3FG	FT	OR	DR	TR	PF	A	TO	Blk	Stl	Min	+/-
03	SCOTT, SHANNON	P	0	0-0	0-0	0-0	0	0	0	1	0	0	0	1	3	3
11	GIBBS, JEFF	P	0	0-0	0-0	0-0	0	0	0	0	0	0	0	0	0	2
22	KOUFOS, KOSTA	C	6	1-1	0-0	4-4	0	0	0	0	0	0	0	0	5	0
23	LIGHTY JR., DAVID	S	5	2-2	1-1	0-0	0	2	2	1	0	2	0	0	6	4
44	BUFORD, WILLIAM	S	2	1-1	0-0	0-0	0	0	0	1	0	0	0	0	4	2
02	MAVUNGA, JULIAN	P	0	0-2	0-1	0-0	0	1	1	0	0	0	0	0	3	0
04	CRAFT, AARON	P	0	0-0	0-0	0-0	0	1	1	0	1	0	0	0	2	4
15	WOODS, KEYSHAWN	S	0	0-1	0-1	0-0	1	1	2	0	1	1	0	0	5	0
24	RAVENEL, EVAN	P	2	1-1	0-0	0-0	1	1	2	0	0	0	0	0	4	0
32	SMITH JR., LENZELLE	P	4	2-3	0-1	0-0	0	1	1	0	0	0	0	0	7	-2
33	DIEBLER, JON	S	0	0-2	0-2	0-0	0	0	0	0	1	0	0	0	6	0
TEAM				0-0			0	0	0	0		0				
TOTALS			19	7-13	1-6	4-4	2	7	9	3	3	3	0	1	45	

Shooting By Period

Period	FG	FG%	3FG	3FG%	FT	FT%
2nd Half	7-13	54%	1-6	17%	4-4	100%
2nd Half	13-25	52%	4-12	33%	9-9	100%
Game	32-54	59.3%	10-23	43.5%	15-16	93.8%

Game Notes:

Officials: Brian O'Connell, Tom Morrissey, Pat O'Connell

Start Time: 01:00 AM

Score	1st	2nd	3rd	4th	TOT
TMT	21	17	26	27	91
TMT	31	19	26	13	89

Points (This Period)	TMT	TMT
In the Paint	10	8
Off Turns	2	2
2nd Chance	0	4
Fast Break	0	2
Bench	10	6
Per Poss	1,063 8/16	1,188 9/16

Official Play-By-Play
The Money Team vs The Money Team
Second Quarter
July 28, 2021 at Covelli Center



Period 2

Starters:

The Money Team: 1 CRAWFORD, JORDON (P); 2 LEDBETTER, JEFF (S); 3 JONES, JARROD (P); 9 SMITH, TAYLOR (P); 22 JENKINS, CHARLES (S);
Carmens Crew: 3 SCOTT, SHANNON (P); 11 GIBBS, JEFF (P); 22 KOUFOS, KOSTA (C); 23 LIGHTY JR., DAVID (S); 44 BUFORD, WILLIAM (S);

Time	VISITORS: The Money Team	Score	Margin	HOME: The Money Team
09:00				SUB OUT: LIGHTY JR., DAVID
09:00				SUB IN: SMITH JR., LENZELLE
09:00	SUB OUT: DARDEN, TREMMELL			
09:00	SUB OUT: ALDRIDGE, PEYTON			
09:00	SUB IN: LEDBETTER, JEFF			
09:00	SUB IN: JENKINS, CHARLES			
08:44	MISSED JUMPER by DARDEN, TREMMELL [PNT]			
08:41				REBOUND (DEF) by SMITH JR., LENZELLE
08:20		33-21	H 12	GOOD! JUMPER by SMITH JR., LENZELLE
08:20				ASSIST by DIEBLER, JON
08:14	SUB OUT: JENKINS, CHARLES			
08:14	SUB IN: DARDEN, TREMMELL			
07:54	MISSED 3PTR by MUNFORD, XAVIER			
07:49				REBOUND (DEF) by RAVENEL, EVAN
07:42				MISSED 3PTR by DIEBLER, JON
07:38	REBOUND (DEF) by DARDEN, TREMMELL			
07:25	GOOD! JUMPER by JONES, JARROD	33-23	H 10	
07:25	ASSIST by CRAWFORD, JORDON			
06:54		35-23	H 12	GOOD! JUMPER by RAVENEL, EVAN
06:44	MISSED 3PTR by JONES, JARROD			
06:41				REBOUND (DEF) by MAVUNGA, JULIAN
06:36				MISSED 3PTR by MAVUNGA, JULIAN
06:32	REBOUND (DEF) by LEDBETTER, JEFF			
06:24	GOOD! LAYUP by MUNFORD, XAVIER	35-25	H 10	
06:24	ASSIST by LEDBETTER, JEFF			
06:05				MISSED LAYUP by MAVUNGA, JULIAN
06:05	BLOCK by JONES, JARROD			
06:01	REBOUND (DEF) by MUNFORD, XAVIER			
05:55	GOOD! JUMPER by DARDEN, TREMMELL	35-27	H 8	
05:51				TIMEOUT 30SEC
05:51				SUB OUT: MAVUNGA, JULIAN
05:51				SUB IN: LIGHTY JR., DAVID
05:51	SUB OUT: JONES, JARROD			
05:51	SUB OUT: MUNFORD, XAVIER			
05:51	SUB IN: SMITH, TAYLOR			
05:51	SUB IN: ALDRIDGE, PEYTON			
05:39				MISSED 3PTR by DIEBLER, JON
05:36				REBOUND (OFF) by WOODS, KEYSHAWN
05:35		37-27	H 10	GOOD! JUMPER by SMITH JR., LENZELLE
05:35				ASSIST by WOODS, KEYSHAWN
05:29	MISSED LAYUP by CRAWFORD, JORDON			
05:26				REBOUND (DEF) by WOODS, KEYSHAWN
05:16				MISSED 3PTR by SMITH JR., LENZELLE
05:15				REBOUND (OFF) by RAVENEL, EVAN
05:15	FOUL by SMITH, TAYLOR [PNT]			
05:04		39-27	H 12	GOOD! JUMPER by LIGHTY JR., DAVID
04:44				FOUL by LIGHTY JR., DAVID
04:44				SUB OUT: RAVENEL, EVAN
04:44				SUB IN: KOUFOS, KOSTA
04:40	MISSED 3PTR by CRAWFORD, JORDON			
04:37				REBOUND (DEF) by LIGHTY JR., DAVID
04:27				MISSED 3PTR by WOODS, KEYSHAWN
04:24	REBOUND (DEF) by LEDBETTER, JEFF			
04:18	GOOD! JUMPER by JENKINS, CHARLES	39-29	H 10	
04:18	ASSIST by CRAWFORD, JORDON			
03:52				TURNOVER by WOODS, KEYSHAWN [PNT]
03:52	TIMEOUT MEDIA			
03:52				SUB OUT: WOODS, KEYSHAWN
03:52				SUB IN: BUFORD, WILLIAM
03:52	SUB OUT: CRAWFORD, JORDON			
03:52	SUB OUT: SMITH, TAYLOR			
03:52	SUB OUT: DARDEN, TREMMELL			
03:52	SUB IN: JONES, JARROD			
03:52	SUB IN: MUNFORD, XAVIER			
03:52	SUB IN: JENKINS, CHARLES			

Time	VISITORS: The Money Team	Score	Margin	HOME: The Money Team
03:44				FOUL by BUFORD, WILLIAM [PNT]
03:34	GOOD! LAYUP by ALDRIDGE, PEYTON	39-31	H 8	
03:34	ASSIST by LEDBETTER, JEFF			
03:17	FOUL by JONES, JARROD [PNT]			
03:17		40-31	H 9	GOOD! FT by KOUFOS, KOSTA
03:17				SUB OUT: DIEBLER, JON
03:17				SUB IN: SCOTT, SHANNON
03:17		41-31	H 10	GOOD! FT by KOUFOS, KOSTA
03:07	GOOD! LAYUP by MUNFORD, XAVIER	41-33	H 8	
02:51		43-33	H 10	GOOD! JUMPER by KOUFOS, KOSTA
02:31	GOOD! LAYUP by ALDRIDGE, PEYTON	43-35	H 8	
02:31	ASSIST by LEDBETTER, JEFF			
02:16				TURNOVER by LIGHTY JR., DAVID
02:16	STEAL by JONES, JARROD			
02:09				FOUL by SCOTT, SHANNON [PNT]
02:09				SUB OUT: SMITH JR., LENZELLE
02:09				SUB IN: CRAFT, AARON
02:09	SUB OUT: JONES, JARROD			
02:09	SUB IN: DARDEN, TREMMELL			
01:52	MISSED JUMPER by DARDEN, TREMMELL			
01:49				REBOUND (DEF) by LIGHTY JR., DAVID
01:45	FOUL by LEDBETTER, JEFF [PNT]			
01:37		45-35	H 10	GOOD! JUMPER by BUFORD, WILLIAM
01:23	MISSED 3PTR by JENKINS, CHARLES			
01:20				REBOUND (DEF) by CRAFT, AARON
00:58				TURNOVER by LIGHTY JR., DAVID [PNT]
00:58	STEAL by DARDEN, TREMMELL			
00:54	TURNOVER by MUNFORD, XAVIER [PNT]			
00:54				STEAL by SCOTT, SHANNON
00:47	FOUL by LEDBETTER, JEFF [PNT]			
00:47		46-35	H 11	GOOD! FT by KOUFOS, KOSTA [FB]
00:47	SUB OUT: MUNFORD, XAVIER			
00:47	SUB OUT: ALDRIDGE, PEYTON			
00:47	SUB IN: CRAWFORD, JORDON			
00:47	SUB IN: SMITH, TAYLOR			
00:47		47-35	H 12	GOOD! FT by KOUFOS, KOSTA [FB]
00:35	GOOD! 3PTR by LEDBETTER, JEFF	47-38	H 9	
00:35	ASSIST by CRAWFORD, JORDON			
00:02		50-38	H 12	GOOD! 3PTR by LIGHTY JR., DAVID
00:02				ASSIST by CRAFT, AARON

The Money Team 38, The Money Team 50

Points (This Period)	TMT	TMT
In the Paint	10	8
Off Turns	2	2
2nd Chance	0	4
Fast Break	0	2
Bench	10	6
Per Poss	1.063 8/16	1.188 9/16

Official Box Score
The Money Team vs The Money Team
Second Half Statistics Only
July 28, 2021 at Covelli Center



The Money Team 53

No.	Player	S	Pts	FG	3FG	FT	OR	DR	TR	PF	A	TO	Blk	Stl	Min	+/-
01	CRAWFORD, JORDON	P	11	3-7	2-5	3-3	0	0	0	0	3	2	0	0	16	12
02	LEDBETTER, JEFF	S	8	2-2	2-2	2-2	1	1	2	1	1	1	0	1	15	19
03	JONES, JARROD	P	4	1-3	1-2	1-2	1	4	5	1	1	0	1	1	16	17
05	MUNFORD, XAVIER	S	18	6-8	2-4	4-5	0	2	2	2	3	1	0	2	14	0
09	SMITH, TAYLOR	P	3	1-2	0-0	1-2	0	0	0	1	0	0	0	0	6	13
21	DARDEN, TREMMELL	S	0	0-0	0-0	0-0	0	1	1	4	0	0	0	0	4	-3
22	JENKINS, CHARLES	S	0	0-1	0-0	0-0	1	0	1	3	1	0	0	0	5	15
23	ALDRIDGE, PEYTON	P	9	3-6	1-2	2-4	1	0	1	1	1	1	0	0	14	-3
	TEAM		0	0-0	0-0	0-0	1	1	2	0	0	0	0	0	0	0
TOTALS			53	16-29	8-15	13-18	5	9	14	13	10	5	1	4	90	0

Shooting By Period

Period	FG	FG%	3FG	3FG%	FT	FT%
2nd Half	16-29	55%	8-15	53%	13-18	72%
Game	33-65	50.8%	12-31	38.7%	13-18	72.2%

Last FG Half: TMT 4th-03:59

The Money Team 39

No.	Player	S	Pts	FG	3FG	FT	OR	DR	TR	PF	A	TO	Blk	Stl	Min	+/-
02	MAVUNGA, JULIAN	P	5	1-3	0-1	3-3	0	0	0	0	2	0	0	0	4	-2
03	SCOTT, SHANNON	P	0	0-1	0-1	0-0	0	0	0	1	3	1	1	1	11	-10
04	CRAFT, AARON	P	0	0-1	0-1	0-0	0	1	1	0	0	1	0	0	4	-4
11	GIBBS, JEFF	P	4	1-1	0-0	2-2	2	3	5	3	2	1	0	1	10	-10
15	WOODS, KEYSHAWN	S	3	1-1	1-1	0-0	0	0	0	2	0	1	0	0	4	1
22	KOUFOS, KOSTA	C	8	4-5	0-0	0-0	1	0	1	3	1	2	0	0	12	-7
23	LIGHTY JR., DAVID	S	8	3-6	0-2	2-2	0	2	2	1	1	1	0	1	16	-9
24	RAVENEL, EVAN	P	5	1-2	1-1	2-2	0	1	1	1	0	0	0	0	7	-7
32	SMITH JR., LENZELLE	P	0	0-0	0-0	0-0	0	2	2	3	0	0	0	0	10	0
33	DIEBLER, JON	S	3	1-4	1-4	0-0	0	0	0	0	0	1	0	0	10	-15
44	BUFORD, WILLIAM	S	3	1-1	1-1	0-0	0	0	0	0	0	1	1	1	3	-16
	TEAM		0	0-0	0-0	0-0	0	0	0	0	0	0	0	0	0	0
TOTALS			39	13-25	4-12	9-9	3	9	12	14	9	9	2	4	90	0

Shooting By Period

Period	FG	FG%	3FG	3FG%	FT	FT%
2nd Half	13-25	52%	4-12	33%	9-9	100%
Game	32-54	59.3%	10-23	43.5%	15-16	93.8%

Last FG Half: CAR 4th-03:59

Game Notes:

Officials: **Brian O'Connell**, Tom Morrissey, Pat O'Connell

Start Time: **01:00 AM**

Score	1st	2nd	3rd	4th	TOT
TMT	21	17	26	27	91
TMT	31	19	26	13	89

Points from (This Period)	TMT	TMT
In the Paint	14	18
Off Turns	16	7
2nd Chance	9	4
Fast Break	1	7
Bench	27	16

Official Box Score
The Money Team vs The Money Team
Third Quarter Statistics Only
July 28, 2021 at Covelli Center



The Money Team 53

No.	Player	S	Pts	FG	3FG	FT	OR	DR	TR	PF	A	TO	Blk	Stl	Min	+/-
01	CRAWFORD, JORDON	P	11	3-5	2-4	3-3	0	0	0	0	1	2	0	0	7	-2
02	LEDBETTER, JEFF	S	5	1-1	1-1	2-2	1	0	1	0	0	1	0	1	6	5
03	JONES, JARROD	P	0	0-2	0-1	0-0	1	2	3	0	1	0	0	1	7	3
09	SMITH, TAYLOR	P	3	1-2	0-0	1-2	0	0	0	1	0	0	0	0	6	-1
22	JENKINS, CHARLES	S	0	0-1	0-0	0-0	1	0	1	3	1	0	0	0	5	1
05	MUNFORD, XAVIER	S	5	2-3	0-1	1-1	0	0	0	0	2	0	0	0	5	0
21	DARDEN, TREMMELL	S	0	0-0	0-0	0-0	0	1	1	4	0	0	0	0	4	-3
23	ALDRIDGE, PEYTON	P	2	1-2	0-1	0-0	0	0	0	1	0	1	0	0	5	-3
TEAM				0-0			0	1	1	0		0				
TOTALS			26	8-16	3-8	7-8	3	4	7	9	5	4	0	2	45	

Shooting By Period

Period	FG	FG%	3FG	3FG%	FT	FT%
2nd Half	0-0	0%	0-0	0%	0-0	0%
Game	33-65	50.8%	12-31	38.7%	13-18	72.2%

The Money Team 39

No.	Player	S	Pts	FG	3FG	FT	OR	DR	TR	PF	A	TO	Blk	Stl	Min	+/-
03	SCOTT, SHANNON	P	0	0-0	0-0	0-0	0	0	0	0	3	1	0	0	5	-1
11	GIBBS, JEFF	P	4	1-1	0-0	2-2	2	2	4	0	0	0	0	1	5	2
22	KOUFOS, KOSTA	C	4	2-3	0-0	0-0	0	0	0	0	0	1	0	0	4	2
23	LIGHTY JR., DAVID	S	2	1-4	0-2	0-0	0	0	0	1	0	1	0	1	7	5
44	BUFORD, WILLIAM	S	3	1-1	1-1	0-0	0	0	0	0	0	1	1	1	3	-2
02	MAVUNGA, JULIAN	P	5	1-3	0-1	3-3	0	0	0	0	2	0	0	0	4	-2
04	CRAFT, AARON	P	0	0-0	0-0	0-0	0	0	0	0	0	0	0	0	1	-4
15	WOODS, KEYSHAWN	S	3	1-1	1-1	0-0	0	0	0	2	0	1	0	0	4	1
24	RAVENEL, EVAN	P	5	1-1	1-1	2-2	0	1	1	1	0	0	0	0	6	-2
32	SMITH JR., LENZELLE	P	0	0-0	0-0	0-0	0	2	2	3	0	0	0	0	6	2
33	DIEBLER, JON	S	0	0-0	0-0	0-0	0	0	0	0	0	0	0	0	1	-1
TEAM				0-0			0	0	0	0		0				
TOTALS			26	8-14	3-6	7-7	2	5	7	7	5	5	1	3	45	

Shooting By Period

Period	FG	FG%	3FG	3FG%	FT	FT%
2nd Half	0-0	0%	0-0	0%	0-0	0%
Game	32-54	59.3%	10-23	43.5%	15-16	93.8%

Game Notes:

Officials: Brian O'Connell, Tom Morrissey, Pat O'Connell

Start Time: 01:00 AM

Score	1st	2nd	3rd	4th	TOT
TMT	21	17	26	27	91
TMT	31	19	26	13	89

Points (This Period)	TMT	TMT
In the Paint	8	10
Off Turns	8	5
2nd Chance	6	4
Fast Break	0	5
Bench	7	13
Per Poss	1,300 12/20	1,300 12/20

Official Play-By-Play
The Money Team vs The Money Team
Third Quarter
July 28, 2021 at Covelli Center



Period 3

Starters:

The Money Team: 1 CRAWFORD, JORDON (P); 2 LEDBETTER, JEFF (S); 3 JONES, JARROD (P); 9 SMITH, TAYLOR (P); 22 JENKINS, CHARLES (S);
Carmens Crew: 3 SCOTT, SHANNON (P); 11 GIBBS, JEFF (P); 22 KOUFOS, KOSTA (C); 23 LIGHTY JR., DAVID (S); 44 BUFORD, WILLIAM (S);

Time	VISITORS: The Money Team	Score	Margin	HOME: The Money Team
09:00				SUB OUT: CRAFT, AARON
09:00				SUB IN: GIBBS, JEFF
09:00	SUB OUT: DARDEN, TREMMELL			
09:00	SUB IN: JONES, JARROD			
08:49		52-38	H 14	GOOD! JUMPER by KOUFOS, KOSTA [PNT]
08:49				ASSIST by SCOTT, SHANNON
08:37	GOOD! 3PTR by LEDBETTER, JEFF	52-41	H 11	
08:37	ASSIST by CRAWFORD, JORDON			
08:25				TURNOVER by LIGHTY JR., DAVID
08:03	MISSED LAYUP by JONES, JARROD [PNT]			
08:00				REBOUND (DEF) by GIBBS, JEFF
07:55				TURNOVER by BUFORD, WILLIAM
07:51	MISSED 3PTR by CRAWFORD, JORDON			
07:48	REBOUND (OFF) by LEDBETTER, JEFF			
07:44	MISSED JUMPER by JENKINS, CHARLES [PNT]			
07:44				BLOCK by BUFORD, WILLIAM
07:40	REBOUND (OFF) by JENKINS, CHARLES			
07:39	GOOD! 3PTR by CRAWFORD, JORDON	52-44	H 8	
07:39	ASSIST by JENKINS, CHARLES			
07:30	FOUL by JENKINS, CHARLES			
07:17				MISSED JUMPER by KOUFOS, KOSTA
07:14	REBOUND (DEF) by JONES, JARROD			
07:07	TURNOVER by CRAWFORD, JORDON [PNT]			
07:07				STEAL by GIBBS, JEFF
07:00				TURNOVER by KOUFOS, KOSTA
07:00	STEAL by LEDBETTER, JEFF			
06:56	TURNOVER by LEDBETTER, JEFF			
06:56				STEAL by BUFORD, WILLIAM
06:53		55-44	H 11	GOOD! 3PTR by BUFORD, WILLIAM [FB]
06:53				ASSIST by SCOTT, SHANNON
06:37	MISSED LAYUP by SMITH, TAYLOR			
06:34				REBOUND (DEF) by GIBBS, JEFF
06:33	FOUL by JENKINS, CHARLES			
06:25		57-44	H 13	GOOD! LAYUP by KOUFOS, KOSTA
06:10	GOOD! 3PTR by CRAWFORD, JORDON	57-47	H 10	
06:10	ASSIST by JONES, JARROD			
05:59	FOUL by SMITH, TAYLOR			
05:59				SUB OUT: BUFORD, WILLIAM
05:59				SUB IN: SMITH JR., LENZELLE
05:59	SUB OUT: SMITH, TAYLOR			
05:59	SUB IN: ALDRIDGE, PEYTON			
05:49				MISSED JUMPER by LIGHTY JR., DAVID
05:46				REBOUND (OFF) by GIBBS, JEFF
05:45		59-47	H 12	GOOD! LAYUP by GIBBS, JEFF [PNT]
05:38	TURNOVER by CRAWFORD, JORDON			
05:38				STEAL by LIGHTY JR., DAVID
05:33		61-47	H 14	GOOD! LAYUP by LIGHTY JR., DAVID [FB]
05:33				ASSIST by SCOTT, SHANNON
05:30	TIMEOUT 30SEC			
05:30				SUB OUT: KOUFOS, KOSTA
05:30				SUB IN: RAVENEL, EVAN
05:30	SUB OUT: JENKINS, CHARLES			
05:30	SUB IN: DARDEN, TREMMELL			
05:25	GOOD! LAYUP by CRAWFORD, JORDON	61-49	H 12	
05:02	FOUL by DARDEN, TREMMELL			
05:02	SUB OUT: LEDBETTER, JEFF			
05:02	SUB IN: MUNFORD, XAVIER			
04:51				MISSED 3PTR by LIGHTY JR., DAVID
04:48				REBOUND (OFF) by GIBBS, JEFF
04:48	FOUL by DARDEN, TREMMELL [PNT]			
04:48		62-49	H 13	GOOD! FT by GIBBS, JEFF
04:48		63-49	H 14	GOOD! FT by GIBBS, JEFF
04:38	MISSED 3PTR by JONES, JARROD			
04:34				REBOUND (DEF) by SMITH JR., LENZELLE
04:27				TURNOVER by SCOTT, SHANNON [PNT]

Time	VISITORS: The Money Team	Score	Margin	HOME: The Money Team
04:27	STEAL by JONES, JARROD			
04:26				FOUL by LIGHTY JR., DAVID
04:26				SUB OUT: GIBBS, JEFF
04:26				SUB IN: MAVUNGA, JULIAN
04:26	SUB OUT: JONES, JARROD			
04:26	SUB IN: SMITH, TAYLOR			
04:19				FOUL by SMITH JR., LENZELLE
04:19	GOOD! FT by CRAWFORD, JORDON	63-50	H 13	
04:19	GOOD! FT by CRAWFORD, JORDON	63-51	H 12	
04:19	GOOD! FT by CRAWFORD, JORDON	63-52	H 11	
03:55	FOUL by DARDEN, TREMMELL [PNT]			
03:55	TIMEOUT MEDIA			
03:55				SUB OUT: SCOTT, SHANNON
03:55				SUB IN: WOODS, KEYSHAWN
03:55		64-52	H 12	GOOD! FT by RAVENEL, EVAN
03:55		65-52	H 13	GOOD! FT by RAVENEL, EVAN
03:47	MISSED 3PTR by CRAWFORD, JORDON			
03:42				REBOUND (DEF) by RAVENEL, EVAN
03:36		68-52	H 16	GOOD! 3PTR by RAVENEL, EVAN
03:36				ASSIST by MAVUNGA, JULIAN
03:18	GOOD! DUNK by SMITH, TAYLOR	68-54	H 14	
03:18	ASSIST by MUNFORD, XAVIER			
02:56		71-54	H 17	GOOD! 3PTR by WOODS, KEYSHAWN
02:56				ASSIST by MAVUNGA, JULIAN
02:42				FOUL by SMITH JR., LENZELLE [PNT]
02:42	MISSED FT by SMITH, TAYLOR			
02:42	REBOUND (DEADB) by TEAM			
02:42	SUB OUT: CRAWFORD, JORDON			
02:42	SUB IN: LEDBETTER, JEFF			
02:42	GOOD! FT by SMITH, TAYLOR	71-55	H 16	
02:25				MISSED 3PTR by LIGHTY JR., DAVID
02:21	REBOUND (DEF) by DARDEN, TREMMELL			
02:13	MISSED 3PTR by ALDRIDGE, PEYTON			
02:09				REBOUND (DEF) by SMITH JR., LENZELLE
01:58	FOUL by DARDEN, TREMMELL			
01:58		72-55	H 17	GOOD! FT by MAVUNGA, JULIAN
01:58				SUB OUT: LIGHTY JR., DAVID
01:58				SUB IN: DIEBLER, JON
01:58	SUB OUT: SMITH, TAYLOR			
01:58	SUB OUT: DARDEN, TREMMELL			
01:58	SUB IN: JONES, JARROD			
01:58	SUB IN: JENKINS, CHARLES			
01:58		73-55	H 18	GOOD! FT by MAVUNGA, JULIAN
01:46	GOOD! JUMPER by ALDRIDGE, PEYTON [PNT]	73-57	H 16	
01:46	ASSIST by MUNFORD, XAVIER			
01:37				MISSED LAYUP by MAVUNGA, JULIAN [PNT]
01:33	REBOUND (DEF) by JONES, JARROD			
01:27	FOUL by ALDRIDGE, PEYTON			
01:27	TURNOVER by ALDRIDGE, PEYTON			
01:12				MISSED 3PTR by MAVUNGA, JULIAN
01:10	REBOUND (DEF) by TEAM			
01:04				FOUL by RAVENEL, EVAN
01:02				FOUL by SMITH JR., LENZELLE
01:02	GOOD! FT by LEDBETTER, JEFF	73-58	H 15	
01:02	SUB OUT: ALDRIDGE, PEYTON			
01:02	SUB IN: CRAWFORD, JORDON			
01:02	GOOD! FT by LEDBETTER, JEFF	73-59	H 14	
00:47		75-59	H 16	GOOD! LAYUP by MAVUNGA, JULIAN [PNT]
00:47	FOUL by JENKINS, CHARLES [PNT]			
00:47				SUB OUT: DIEBLER, JON
00:47				SUB IN: CRAFT, AARON
00:47		76-59	H 17	GOOD! FT by MAVUNGA, JULIAN
00:40	MISSED 3PTR by MUNFORD, XAVIER			
00:37	REBOUND (OFF) by JONES, JARROD			
00:22	GOOD! LAYUP by MUNFORD, XAVIER	76-61	H 15	
00:22				FOUL by WOODS, KEYSHAWN
00:22	GOOD! FT by MUNFORD, XAVIER	76-62	H 14	
00:22	SUB OUT: JENKINS, CHARLES			
00:22	SUB IN: DARDEN, TREMMELL			
00:15				TIMEOUT 30SEC
00:15				SUB OUT: CRAFT, AARON
00:15				SUB IN: DIEBLER, JON
00:15	SUB OUT: MUNFORD, XAVIER			
00:15	SUB OUT: DARDEN, TREMMELL			
00:15	SUB IN: SMITH, TAYLOR			
00:15	SUB IN: ALDRIDGE, PEYTON			

Time	VISITORS: The Money Team	Score	Margin	HOME: The Money Team
00:04				FOUL by WOODS, KEYSHAWN
00:04				TURNOVER by WOODS, KEYSHAWN
00:04				SUB OUT: DIEBLER, JON
00:04				SUB IN: CRAFT, AARON
00:04	SUB OUT: SMITH, TAYLOR			
00:04	SUB IN: MUNFORD, XAVIER			
00:00	GOOD! JUMPER by MUNFORD, XAVIER	76-64	H 12	

The Money Team 64, The Money Team 76

Points (This Period)	TMT	TMT
In the Paint	8	10
Off Turns	8	5
2nd Chance	6	4
Fast Break	0	5
Bench	7	13
Per Poss	1.300 12/20	1.300 12/20

Official Box Score
The Money Team vs The Money Team
Fourth Quarter Statistics Only
July 28, 2021 at Covelli Center



The Money Team 27

No.	Player	S	Pts	FG	3FG	FT	OR	DR	TR	PF	A	TO	Blk	Stl	Min	+/-
01	CRAWFORD, JORDON	P	0	0-2	0-1	0-0	0	0	0	0	2	0	0	0	9	14
02	LEDBETTER, JEFF	S	3	1-1	1-1	0-0	0	1	1	1	1	0	0	0	9	14
03	JONES, JARROD	P	4	1-1	1-1	1-2	0	2	2	1	0	0	1	0	9	14
09	SMITH, TAYLOR	P	0	0-0	0-0	0-0	0	0	0	0	0	0	0	0	0	14
22	JENKINS, CHARLES	S	0	0-0	0-0	0-0	0	0	0	0	0	0	0	0	0	14
05	MUNFORD, XAVIER	S	13	4-5	2-3	3-4	0	2	2	2	1	1	0	2	9	0
21	DARDEN, TREMMELL	S	0	0-0	0-0	0-0	0	0	0	0	0	0	0	0	0	0
23	ALDRIDGE, PEYTON	P	7	2-4	1-1	2-4	1	0	1	0	1	0	0	0	9	0
TEAM				0-0			1	0	1	0		0				
TOTALS			27	8-13	5-7	6-10	2	5	7	4	5	1	1	2	45	

Shooting By Period

Period	FG	FG%	3FG	3FG%	FT	FT%
Game	33-65	50.8%	12-31	38.7%	13-18	72.2%

The Money Team 13

No.	Player	S	Pts	FG	3FG	FT	OR	DR	TR	PF	A	TO	Blk	Stl	Min	+/-
03	SCOTT, SHANNON	P	0	0-1	0-1	0-0	0	0	0	1	0	0	1	1	6	-9
11	GIBBS, JEFF	P	0	0-0	0-0	0-0	0	1	1	3	2	1	0	0	5	-12
22	KOUFOS, KOSTA	C	4	2-2	0-0	0-0	1	0	1	3	1	1	0	0	8	-9
23	LIGHTY JR., DAVID	S	6	2-2	0-0	2-2	0	2	2	0	1	0	0	0	9	-14
44	BUFORD, WILLIAM	S	0	0-0	0-0	0-0	0	0	0	0	0	0	0	0	0	-14
02	MAVUNGA, JULIAN	P	0	0-0	0-0	0-0	0	0	0	0	0	0	0	0	0	0
04	CRAFT, AARON	P	0	0-1	0-1	0-0	0	1	1	0	0	1	0	0	3	0
15	WOODS, KEYSHAWN	S	0	0-0	0-0	0-0	0	0	0	0	0	0	0	0	0	0
24	RAVENEL, EVAN	P	0	0-1	0-0	0-0	0	0	0	0	0	0	0	0	1	-5
32	SMITH JR., LENZELLE	P	0	0-0	0-0	0-0	0	0	0	0	0	0	0	0	4	-2
33	DIEBLER, JON	S	3	1-4	1-4	0-0	0	0	0	0	0	1	0	0	9	-14
TEAM				0-0			0	0	0	0		0				
TOTALS			13	5-11	1-6	2-2	1	4	5	7	4	4	1	1	45	

Shooting By Period

Period	FG	FG%	3FG	3FG%	FT	FT%
Game	32-54	59.3%	10-23	43.5%	15-16	93.8%

Game Notes:

Officials: Brian O'Connell, Tom Morrissey, Pat O'Connell

Start Time: 01:00 AM

Score	1st	2nd	3rd	4th	TOT
TMT	21	17	26	27	91
TMT	31	19	26	13	89

Points (This Period)	TMT	TMT
In the Paint	6	8
Off Turns	8	2
2nd Chance	3	0
Fast Break	1	2
Bench	20	3
Per Poss	1.588 11/17	0.867 6/15

Official Play-By-Play
The Money Team vs The Money Team
Fourth Quarter
July 28, 2021 at Covelli Center



Period 4

Starters:

The Money Team: 1 CRAWFORD, JORDON (P); 2 LEDBETTER, JEFF (S); 3 JONES, JARROD (P); 9 SMITH, TAYLOR (P); 22 JENKINS, CHARLES (S);
Carmens Crew: 3 SCOTT, SHANNON (P); 11 GIBBS, JEFF (P); 22 KOUFOS, KOSTA (C); 23 LIGHTY JR., DAVID (S); 44 BUFORD, WILLIAM (S);

Time	VISITORS: The Money Team	Score	Margin	HOME: The Money Team
09:00				SUB OUT: MAVUNGA, JULIAN
09:00				SUB OUT: WOODS, KEYSHAWN
09:00				SUB OUT: RAVENEL, EVAN
09:00				SUB OUT: SMITH JR., LENZELLE
09:00				SUB IN: GIBBS, JEFF
09:00				SUB IN: KOUFOS, KOSTA
09:00				SUB IN: LIGHTY JR., DAVID
09:00				SUB IN: DIEBLER, JON
08:43	MISSED JUMPER by ALDRIDGE, PEYTON			
08:39				REBOUND (DEF) by CRAFT, AARON
08:28				TURNOVER by DIEBLER, JON
08:24				FOUL by KOUFOS, KOSTA [PNT]
08:24	MISSED FT by MUNFORD, XAVIER [FB]			
08:24	REBOUND (DEADB) by TEAM			
08:24	GOOD! FT by MUNFORD, XAVIER [FB]	76-65	H 11	
08:09				MISSED 3PTR by DIEBLER, JON
08:05	REBOUND (DEF) by JONES, JARROD			
07:56	MISSED JUMPER by CRAWFORD, JORDON			
07:54				REBOUND (DEF) by GIBBS, JEFF
07:49		78-65	H 13	GOOD! LAYUP by LIGHTY JR., DAVID
07:36	GOOD! 3PTR by MUNFORD, XAVIER	78-68	H 10	
07:21				TURNOVER by CRAFT, AARON
07:12	GOOD! 3PTR by MUNFORD, XAVIER	78-71	H 7	
06:46		80-71	H 9	GOOD! LAYUP by LIGHTY JR., DAVID
06:46				ASSIST by GIBBS, JEFF
06:31				FOUL by KOUFOS, KOSTA [PNT]
06:31	MISSED FT by ALDRIDGE, PEYTON			
06:31	REBOUND (DEADB) by TEAM			
06:31	GOOD! FT by ALDRIDGE, PEYTON	80-72	H 8	
06:17				MISSED 3PTR by CRAFT, AARON
06:13	REBOUND (DEF) by MUNFORD, XAVIER			
06:05				FOUL by GIBBS, JEFF
06:05	GOOD! FT by ALDRIDGE, PEYTON	80-73	H 7	
06:05				SUB OUT: CRAFT, AARON
06:05				SUB IN: SCOTT, SHANNON
06:05	MISSED FT by ALDRIDGE, PEYTON			
06:04				REBOUND (DEF) by LIGHTY JR., DAVID
05:45	FOUL by JONES, JARROD [PNT]			
05:40		83-73	H 10	GOOD! 3PTR by DIEBLER, JON
05:40				ASSIST by KOUFOS, KOSTA
05:21	MISSED LAYUP by ALDRIDGE, PEYTON			
05:21				BLOCK by SCOTT, SHANNON
05:21	REBOUND (OFF) by TEAM			
05:20	TIMEOUT 30SEC			
05:20				SUB OUT: KOUFOS, KOSTA
05:20				SUB IN: RAVENEL, EVAN
05:15	MISSED 3PTR by CRAWFORD, JORDON			
05:13				REBOUND (DEF) by LIGHTY JR., DAVID
05:07				MISSED 3PTR by DIEBLER, JON
05:03	REBOUND (DEF) by JONES, JARROD			
04:56	GOOD! DUNK by ALDRIDGE, PEYTON	83-75	H 8	
04:56	ASSIST by CRAWFORD, JORDON			
04:28				MISSED JUMPER by RAVENEL, EVAN [PNT]
04:28	BLOCK by JONES, JARROD			
04:25	REBOUND (DEF) by LEDBETTER, JEFF			
04:24				FOUL by GIBBS, JEFF
04:10	GOOD! 3PTR by LEDBETTER, JEFF	83-78	H 5	
04:10	ASSIST by MUNFORD, XAVIER			
03:59				TIMEOUT 30SEC
03:59	TIMEOUT MEDIA			
03:59				SUB OUT: RAVENEL, EVAN
03:59				SUB IN: KOUFOS, KOSTA
03:59				MISSED 3PTR by SCOTT, SHANNON
03:59	REBOUND (DEF) by MUNFORD, XAVIER			
03:59	GOOD! LAYUP by MUNFORD, XAVIER	83-80	H 3	

Time	VISITORS: The Money Team	Score	Margin	HOME: The Money Team
03:59	ASSIST by CRAWFORD, JORDON			
03:59				TURNOVER by KOUFOS, KOSTA [PNT]
03:59	STEAL by MUNFORD, XAVIER			
03:59	GOOD! 3PTR by ALDRIDGE, PEYTON	83-83	T	
03:59	ASSIST by LEDBETTER, JEFF			
03:59	FOUL by MUNFORD, XAVIER [PNT]			
03:59		85-83	H 2	GOOD! LAYUP by KOUFOS, KOSTA
03:59				ASSIST by LIGHTY JR., DAVID
03:59	TURNOVER by MUNFORD, XAVIER			
03:59				STEAL by SCOTT, SHANNON
03:59	FOUL by LEDBETTER, JEFF			
03:59		86-83	H 3	GOOD! FT by LIGHTY JR., DAVID [FB]
03:59		87-83	H 4	GOOD! FT by LIGHTY JR., DAVID [FB]
03:59	MISSED 3PTR by MUNFORD, XAVIER			
03:59	REBOUND (OFF) by ALDRIDGE, PEYTON			
03:59	GOOD! 3PTR by JONES, JARROD	87-86	H 1	
03:59	ASSIST by ALDRIDGE, PEYTON			
03:59	FOUL by MUNFORD, XAVIER			
03:59				MISSED 3PTR by DIEBLER, JON
03:59				REBOUND (OFF) by KOUFOS, KOSTA
03:59				TURNOVER by GIBBS, JEFF
03:59	STEAL by MUNFORD, XAVIER			
03:59				FOUL by GIBBS, JEFF
03:59	GOOD! FT by MUNFORD, XAVIER	87-87	T	
03:59				SUB OUT: GIBBS, JEFF
03:59				SUB IN: SMITH JR., LENZELLE
03:59				FOUL by KOUFOS, KOSTA
03:59	MISSED FT by JONES, JARROD			
03:59	REBOUND (DEADB) by TEAM			
03:59				SUB OUT: SMITH JR., LENZELLE
03:59				SUB IN: GIBBS, JEFF
03:59	GOOD! FT by JONES, JARROD	87-88	V 1	
03:59		89-88	H 1	GOOD! JUMPER by KOUFOS, KOSTA [PNT]
03:59				ASSIST by GIBBS, JEFF
03:59				FOUL by SCOTT, SHANNON
03:59	GOOD! FT by MUNFORD, XAVIER	89-89	T	
03:59				SUB OUT: GIBBS, JEFF
03:59				SUB IN: SMITH JR., LENZELLE
03:59	GOOD! JUMPER by MUNFORD, XAVIER [PNT]	89-91	V 2	

The Money Team 91, The Money Team 89

Points (This Period)	TMT	TMT
In the Paint	6	8
Off Turns	8	2
2nd Chance	3	0
Fast Break	1	2
Bench	20	3
Per Poss	1.588 11/17	0.867 6/15

Official Scoring/Possession Reference Chart The Money Team vs The Money Team

Period 1
July 28, 2021 at Covelli Center



Period 1

Starters:

The Money Team: 1 CRAWFORD, JORDON (P); 2 LEDBETTER, JEFF (S); 3 JONES, JARROD (P); 9 SMITH, TAYLOR (P); 22 JENKINS, CHARLES (S);
Carmens Crew: 3 SCOTT, SHANNON (P); 11 GIBBS, JEFF (P); 22 KOUFOS, KOSTA (C); 23 LIGHTY JR., DAVID (S); 44 BUFORD, WILLIAM (S);

Time	VISITORS: The Money Team	Score	Margin	HOME: The Money Team
08:37	GOOD! LAYUP by SMITH, TAYLOR	0-2	V 2	
08:22		3-2	H 1	GOOD! 3PTR by SCOTT, SHANNON
08:03		4-2	H 2	GOOD! FT by LIGHTY JR., DAVID [FB]
07:45	GOOD! LAYUP by JONES, JARROD	4-4	T	
07:11	GOOD! 3PTR by JONES, JARROD	4-7	V 3	
06:45		6-7	V 1	GOOD! LAYUP by BUFORD, WILLIAM
06:30		8-7	H 1	GOOD! LAYUP by GIBBS, JEFF [FB]
06:10	GOOD! JUMPER by JONES, JARROD	8-9	V 1	
05:49		10-9	H 1	GOOD! LAYUP by BUFORD, WILLIAM
05:19		12-9	H 3	GOOD! LAYUP by KOUFOS, KOSTA
04:45	GOOD! 3PTR by CRAWFORD, JORDON	12-12	T	
04:08		14-12	H 2	GOOD! LAYUP by KOUFOS, KOSTA [PNT]
03:46	GOOD! DUNK by DARDEN, TREMMELL [PNT]	14-14	T	
03:39		16-14	H 2	GOOD! LAYUP by BUFORD, WILLIAM
03:39		17-14	H 3	GOOD! FT by BUFORD, WILLIAM
03:06		20-14	H 6	GOOD! 3PTR by BUFORD, WILLIAM
02:50	GOOD! 3PTR by LEDBETTER, JEFF	20-17	H 3	
02:35		23-17	H 6	GOOD! 3PTR by GIBBS, JEFF
02:24	GOOD! LAYUP by SMITH, TAYLOR	23-19	H 4	
01:30		26-19	H 7	GOOD! 3PTR by DIEBLER, JON
01:10		29-19	H 10	GOOD! 3PTR by WOODS, KEYSHAWN [FB]
00:55	GOOD! JUMPER by DARDEN, TREMMELL	29-21	H 8	
00:46		31-21	H 10	GOOD! LAYUP by MAVUNGA, JULIAN

The Money Team 21, The Money Team 31

Official Scoring/Possession Reference Chart
The Money Team vs The Money Team

Period 2

July 28, 2021 at Covelli Center



Period 2

Starters:

The Money Team: 1 CRAWFORD, JORDON (P); 2 LEDBETTER, JEFF (S); 3 JONES, JARROD (P); 9 SMITH, TAYLOR (P); 22 JENKINS, CHARLES (S);
Carmens Crew: 3 SCOTT, SHANNON (P); 11 GIBBS, JEFF (P); 22 KOUFOS, KOSTA (C); 23 LIGHTY JR., DAVID (S); 44 BUFORD, WILLIAM (S);

Time	VISITORS: The Money Team	Score	Margin	HOME: The Money Team
08:20		33-21	H 12	GOOD! JUMPER by SMITH JR., LENZELLE
07:25	GOOD! JUMPER by JONES, JARROD	33-23	H 10	
06:54		35-23	H 12	GOOD! JUMPER by RAVENEL, EVAN
06:24	GOOD! LAYUP by MUNFORD, XAVIER	35-25	H 10	
05:55	GOOD! JUMPER by DARDEN, TREMMELL	35-27	H 8	
05:35		37-27	H 10	GOOD! JUMPER by SMITH JR., LENZELLE
05:04		39-27	H 12	GOOD! JUMPER by LIGHTY JR., DAVID
04:18	GOOD! JUMPER by JENKINS, CHARLES	39-29	H 10	
03:34	GOOD! LAYUP by ALDRIDGE, PEYTON	39-31	H 8	
03:17		40-31	H 9	GOOD! FT by KOUFOS, KOSTA
03:17		41-31	H 10	GOOD! FT by KOUFOS, KOSTA
03:07	GOOD! LAYUP by MUNFORD, XAVIER	41-33	H 8	
02:51		43-33	H 10	GOOD! JUMPER by KOUFOS, KOSTA
02:31	GOOD! LAYUP by ALDRIDGE, PEYTON	43-35	H 8	
01:37		45-35	H 10	GOOD! JUMPER by BUFORD, WILLIAM
00:47		46-35	H 11	GOOD! FT by KOUFOS, KOSTA [FB]
00:47		47-35	H 12	GOOD! FT by KOUFOS, KOSTA [FB]
00:35	GOOD! 3PTR by LEDBETTER, JEFF	47-38	H 9	
00:02		50-38	H 12	GOOD! 3PTR by LIGHTY JR., DAVID

The Money Team 38, The Money Team 50

Official Scoring/Possession Reference Chart The Money Team vs The Money Team

Period 3
July 28, 2021 at Covelli Center



Period 3

Starters:

The Money Team: 1 CRAWFORD, JORDON (P); 2 LEDBETTER, JEFF (S); 3 JONES, JARROD (P); 9 SMITH, TAYLOR (P); 22 JENKINS, CHARLES (S);
Carmens Crew: 3 SCOTT, SHANNON (P); 11 GIBBS, JEFF (P); 22 KOUFOS, KOSTA (C); 23 LIGHTY JR., DAVID (S); 44 BUFORD, WILLIAM (S);

Time	VISITORS: The Money Team	Score	Margin	HOME: The Money Team
08:49		52-38	H 14	GOOD! JUMPER by KOUFOS, KOSTA [PNT]
08:37	GOOD! 3PTR by LEDBETTER, JEFF	52-41	H 11	
07:39	GOOD! 3PTR by CRAWFORD, JORDON	52-44	H 8	
06:53		55-44	H 11	GOOD! 3PTR by BUFORD, WILLIAM [FB]
06:25		57-44	H 13	GOOD! LAYUP by KOUFOS, KOSTA
06:10	GOOD! 3PTR by CRAWFORD, JORDON	57-47	H 10	
05:45		59-47	H 12	GOOD! LAYUP by GIBBS, JEFF [PNT]
05:33		61-47	H 14	GOOD! LAYUP by LIGHTY JR., DAVID [FB]
05:25	GOOD! LAYUP by CRAWFORD, JORDON	61-49	H 12	
04:48		62-49	H 13	GOOD! FT by GIBBS, JEFF
04:48		63-49	H 14	GOOD! FT by GIBBS, JEFF
04:19	GOOD! FT by CRAWFORD, JORDON	63-50	H 13	
04:19	GOOD! FT by CRAWFORD, JORDON	63-51	H 12	
04:19	GOOD! FT by CRAWFORD, JORDON	63-52	H 11	
03:55		64-52	H 12	GOOD! FT by RAVENEL, EVAN
03:55		65-52	H 13	GOOD! FT by RAVENEL, EVAN
03:36		68-52	H 16	GOOD! 3PTR by RAVENEL, EVAN
03:18	GOOD! DUNK by SMITH, TAYLOR	68-54	H 14	
02:56		71-54	H 17	GOOD! 3PTR by WOODS, KEYSHAWN
02:42	GOOD! FT by SMITH, TAYLOR	71-55	H 16	
01:58		72-55	H 17	GOOD! FT by MAVUNGA, JULIAN
01:58		73-55	H 18	GOOD! FT by MAVUNGA, JULIAN
01:46	GOOD! JUMPER by ALDRIDGE, PEYTON [PNT]	73-57	H 16	
01:02	GOOD! FT by LEDBETTER, JEFF	73-58	H 15	
01:02	GOOD! FT by LEDBETTER, JEFF	73-59	H 14	
00:47		75-59	H 16	GOOD! LAYUP by MAVUNGA, JULIAN [PNT]
00:47		76-59	H 17	GOOD! FT by MAVUNGA, JULIAN
00:22	GOOD! LAYUP by MUNFORD, XAVIER	76-61	H 15	
00:22	GOOD! FT by MUNFORD, XAVIER	76-62	H 14	
00:00	GOOD! JUMPER by MUNFORD, XAVIER	76-64	H 12	

The Money Team 64, The Money Team 76

Official Scoring/Possession Reference Chart
The Money Team vs The Money Team

Period 4

July 28, 2021 at Covelli Center



Period 4

Starters:

The Money Team: 1 CRAWFORD, JORDON (P); 2 LEDBETTER, JEFF (S); 3 JONES, JARROD (P); 9 SMITH, TAYLOR (P); 22 JENKINS, CHARLES (S);
Carmens Crew: 3 SCOTT, SHANNON (P); 11 GIBBS, JEFF (P); 22 KOUFOS, KOSTA (C); 23 LIGHTY JR., DAVID (S); 44 BUFORD, WILLIAM (S);

Time	VISITORS: The Money Team	Score	Margin	HOME: The Money Team
08:24	GOOD! FT by MUNFORD, XAVIER [FB]	76-65	H 11	
07:49		78-65	H 13	GOOD! LAYUP by LIGHTY JR., DAVID
07:36	GOOD! 3PTR by MUNFORD, XAVIER	78-68	H 10	
07:12	GOOD! 3PTR by MUNFORD, XAVIER	78-71	H 7	
06:46		80-71	H 9	GOOD! LAYUP by LIGHTY JR., DAVID
06:31	GOOD! FT by ALDRIDGE, PEYTON	80-72	H 8	
06:05	GOOD! FT by ALDRIDGE, PEYTON	80-73	H 7	
05:40		83-73	H 10	GOOD! 3PTR by DIEBLER, JON
04:56	GOOD! DUNK by ALDRIDGE, PEYTON	83-75	H 8	
04:10	GOOD! 3PTR by LEDBETTER, JEFF	83-78	H 5	
03:59	GOOD! LAYUP by MUNFORD, XAVIER	83-80	H 3	
03:59	GOOD! 3PTR by ALDRIDGE, PEYTON	83-83	T	
03:59		85-83	H 2	GOOD! LAYUP by KOUFOS, KOSTA
03:59		86-83	H 3	GOOD! FT by LIGHTY JR., DAVID [FB]
03:59		87-83	H 4	GOOD! FT by LIGHTY JR., DAVID [FB]
03:59	GOOD! 3PTR by JONES, JARROD	87-86	H 1	
03:59	GOOD! FT by MUNFORD, XAVIER	87-87	T	
03:59	GOOD! FT by JONES, JARROD	87-88	V 1	
03:59		89-88	H 1	GOOD! JUMPER by KOUFOS, KOSTA [PNT]
03:59	GOOD! FT by MUNFORD, XAVIER	89-89	T	
03:59	GOOD! JUMPER by MUNFORD, XAVIER [PNT]	89-91	V 2	

The Money Team 91, The Money Team 89

Official Substitutions Log
The Money Team vs The Money Team
Period 1
July 28, 2021 at Covelli Center



VISITORS: The Money Team	Time	Score	HOME: The Money Team
1 CRAWFORD,JORDON			3 SCOTT,SHANNON
2 LEDBETTER,JEFF			11 GIBBS,JEFF
3 JONES,JARROD			22 KOUFOS,KOSTA
9 SMITH,TAYLOR			23 LIGHTY JR.,DAVID
22 JENKINS,CHARLES			44 BUFORD,WILLIAM
SUB OUT: 9 SMITH,TAYLOR	05:34	9-10	
SUB IN: 21 DARDEN,TREMMELL	05:34		
	05:34		SUB OUT: GIBBS,JEFF
	05:34		SUB IN: MAVUNGA,JULIAN
	03:39	14-16	SUB OUT: KOUFOS,KOSTA
	03:39		SUB IN: GIBBS,JEFF
SUB OUT: 1 CRAWFORD,JORDON	03:39		
SUB OUT: 2 LEDBETTER,JEFF	03:39		
SUB OUT: 22 JENKINS,CHARLES	03:39		
SUB IN: 5 MUNFORD,XAVIER	03:39		
SUB IN: 9 SMITH,TAYLOR	03:39		
SUB IN: 23 ALDRIDGE,PEYTON	03:39		
SUB OUT: 3 JONES,JARROD	03:39		
SUB IN: 2 LEDBETTER,JEFF	03:39		
	02:07	19-23	SUB OUT: SCOTT,SHANNON
	02:07		SUB OUT: BUFORD,WILLIAM
	02:07		SUB IN: WOODS,KEYSHAWN
	02:07		SUB IN: DIEBLER,JON
SUB OUT: 2 LEDBETTER,JEFF	02:07		
SUB IN: 1 CRAWFORD,JORDON	02:07		
	01:08	19-29	SUB OUT: GIBBS,JEFF
	01:08		SUB IN: RAVENEL,EVAN
SUB OUT: 9 SMITH,TAYLOR	01:08		
SUB IN: 3 JONES,JARROD	01:08		

The Money Team 21, The Money Team 31

Official Substitutions Log
The Money Team vs The Money Team
Period 2
July 28, 2021 at Covelli Center



VISITORS: The Money Team	Time	Score	HOME: The Money Team
1 CRAWFORD,JORDON			3 SCOTT,SHANNON
2 LEDBETTER,JEFF			11 GIBBS,JEFF
3 JONES,JARROD			22 KOUFOS,KOSTA
9 SMITH,TAYLOR			23 LIGHTY JR.,DAVID
22 JENKINS,CHARLES			44 BUFORD,WILLIAM
	09:00	-	SUB OUT: LIGHTY JR.,DAVID
	09:00		SUB IN: SMITH JR.,LENZELLE
SUB OUT: 21 DARDEN,TREMMELL	09:00		
SUB OUT: 23 ALDRIDGE,PEYTON	09:00		
SUB IN: 2 LEDBETTER,JEFF	09:00		
SUB IN: 22 JENKINS,CHARLES	09:00		
SUB OUT: 22 JENKINS,CHARLES	08:14	21-33	
SUB IN: 21 DARDEN,TREMMELL	08:14		
	05:51	27-35	SUB OUT: MAVUNGA,JULIAN
	05:51		SUB IN: LIGHTY JR.,DAVID
SUB OUT: 3 JONES,JARROD	05:51		
SUB OUT: 5 MUNFORD,XAVIER	05:51		
SUB IN: 9 SMITH,TAYLOR	05:51		
SUB IN: 23 ALDRIDGE,PEYTON	05:51		
	04:44	27-39	SUB OUT: RAVENEL,EVAN
	04:44		SUB IN: KOUFOS,KOSTA
	03:52	29-39	SUB OUT: WOODS,KEYSHAWN
	03:52		SUB IN: BUFORD,WILLIAM
SUB OUT: 1 CRAWFORD,JORDON	03:52		
SUB OUT: 9 SMITH,TAYLOR	03:52		
SUB OUT: 21 DARDEN,TREMMELL	03:52		
SUB IN: 3 JONES,JARROD	03:52		
SUB IN: 5 MUNFORD,XAVIER	03:52		
SUB IN: 22 JENKINS,CHARLES	03:52		
	03:17	31-40	SUB OUT: DIEBLER,JON
	03:17		SUB IN: SCOTT,SHANNON
	02:09	35-43	SUB OUT: SMITH JR.,LENZELLE
	02:09		SUB IN: CRAFT,AARON
SUB OUT: 3 JONES,JARROD	02:09		
SUB IN: 21 DARDEN,TREMMELL	02:09		
SUB OUT: 5 MUNFORD,XAVIER	00:47	35-46	
SUB OUT: 23 ALDRIDGE,PEYTON	00:47		
SUB IN: 1 CRAWFORD,JORDON	00:47		
SUB IN: 9 SMITH,TAYLOR	00:47		

The Money Team 38, The Money Team 50

Official Substitutions Log
The Money Team vs The Money Team
Period 3
July 28, 2021 at Covelli Center



VISITORS: The Money Team	Time	Score	HOME: The Money Team
1 CRAWFORD,JORDON			3 SCOTT,SHANNON
2 LEDBETTER,JEFF			11 GIBBS,JEFF
3 JONES,JARROD			22 KOUFOS,KOSTA
9 SMITH,TAYLOR			23 LIGHTY JR.,DAVID
22 JENKINS,CHARLES			44 BUFORD,WILLIAM
	09:00	-	SUB OUT: CRAFT,AARON
	09:00		SUB IN: GIBBS,JEFF
SUB OUT: 21 DARDEN,TREMMELL	09:00		
SUB IN: 3 JONES,JARROD	09:00		
	05:59	47-57	SUB OUT: BUFORD,WILLIAM
	05:59		SUB IN: SMITH JR.,LENZELLE
SUB OUT: 9 SMITH,TAYLOR	05:59		
SUB IN: 23 ALDRIDGE,PEYTON	05:59		
	05:30	47-61	SUB OUT: KOUFOS,KOSTA
	05:30		SUB IN: RAVENEL,EVAN
SUB OUT: 22 JENKINS,CHARLES	05:30		
SUB IN: 21 DARDEN,TREMMELL	05:30		
SUB OUT: 2 LEDBETTER,JEFF	05:02	49-61	
SUB IN: 5 MUNFORD,XAVIER	05:02		
	04:26	49-63	SUB OUT: GIBBS,JEFF
	04:26		SUB IN: MAVUNGA,JULIAN
SUB OUT: 3 JONES,JARROD	04:26		
SUB IN: 9 SMITH,TAYLOR	04:26		
	03:55	52-63	SUB OUT: SCOTT,SHANNON
	03:55		SUB IN: WOODS,KEYSHAWN
SUB OUT: 1 CRAWFORD,JORDON	02:42	54-71	
SUB IN: 2 LEDBETTER,JEFF	02:42		
	01:58	55-72	SUB OUT: LIGHTY JR.,DAVID
	01:58		SUB IN: DIEBLER,JON
SUB OUT: 9 SMITH,TAYLOR	01:58		
SUB OUT: 21 DARDEN,TREMMELL	01:58		
SUB IN: 3 JONES,JARROD	01:58		
SUB IN: 22 JENKINS,CHARLES	01:58		
SUB OUT: 23 ALDRIDGE,PEYTON	01:02	58-73	
SUB IN: 1 CRAWFORD,JORDON	01:02		
	00:47	59-75	SUB OUT: DIEBLER,JON
	00:47		SUB IN: CRAFT,AARON
SUB OUT: 22 JENKINS,CHARLES	00:22	62-76	
SUB IN: 21 DARDEN,TREMMELL	00:22		
	00:15	62-76	SUB OUT: CRAFT,AARON
	00:15		SUB IN: DIEBLER,JON
SUB OUT: 5 MUNFORD,XAVIER	00:15		
SUB OUT: 21 DARDEN,TREMMELL	00:15		
SUB IN: 9 SMITH,TAYLOR	00:15		
SUB IN: 23 ALDRIDGE,PEYTON	00:15		
	00:04	62-76	SUB OUT: DIEBLER,JON
	00:04		SUB IN: CRAFT,AARON
SUB OUT: 9 SMITH,TAYLOR	00:04		
SUB IN: 5 MUNFORD,XAVIER	00:04		

The Money Team 64, The Money Team 76

Official Substitutions Log
The Money Team vs The Money Team
Period 4
July 28, 2021 at Covelli Center



VISITORS: The Money Team	Time	Score	HOME: The Money Team
1 CRAWFORD,JORDON			3 SCOTT,SHANNON
2 LEDBETTER,JEFF			11 GIBBS,JEFF
3 JONES,JARROD			22 KOUFOS,KOSTA
9 SMITH,TAYLOR			23 LIGHTY JR.,DAVID
22 JENKINS,CHARLES			44 BUFORD,WILLIAM
	09:00	-	SUB OUT: MAVUNGA,JULIAN
	09:00		SUB OUT: WOODS,KEYSHAWN
	09:00		SUB OUT: RAVENEL,EVAN
	09:00		SUB OUT: SMITH JR.,LENZELLE
	09:00		SUB IN: GIBBS,JEFF
	09:00		SUB IN: KOUFOS,KOSTA
	09:00		SUB IN: LIGHTY JR.,DAVID
	09:00		SUB IN: DIEBLER,JON
	06:05	73-80	SUB OUT: CRAFT,AARON
	06:05		SUB IN: SCOTT,SHANNON
	05:20	73-83	SUB OUT: KOUFOS,KOSTA
	05:20		SUB IN: RAVENEL,EVAN
	03:59	78-83	SUB OUT: RAVENEL,EVAN
	03:59		SUB IN: KOUFOS,KOSTA
	03:59		SUB OUT: GIBBS,JEFF
	03:59		SUB IN: SMITH JR.,LENZELLE
	03:59		SUB OUT: SMITH JR.,LENZELLE
	03:59		SUB IN: GIBBS,JEFF
	03:59		SUB OUT: GIBBS,JEFF
	03:59		SUB IN: SMITH JR.,LENZELLE

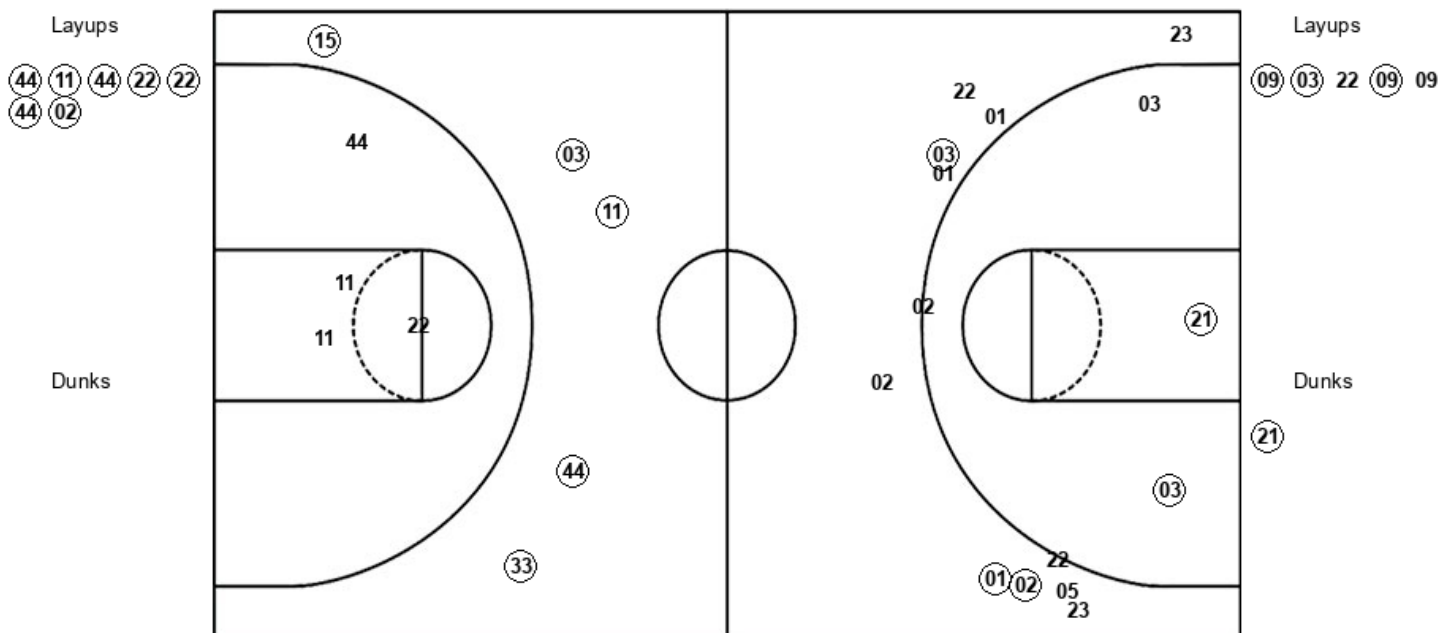
The Money Team 91, The Money Team 89

Official Shot Chart
The Money Team vs The Money Team
 PERIOD 1 Shots
 July 28, 2021 at Covelli Center



Carmens Crew

The Money Team



CAR : Period 1	Made	Att	Pct
Layups	7	7	100.0
Dunks	0	0	0
2PT Field Goals	7	11	63.6
3PT Field Goals	5	5	100.0
Total Field Goals	12	16	75.0

TMT : Period 1	Made	Att	Pct
Layups	3	5	60.0
Dunks	1	1	100.0
2PT Field Goals	6	10	60.0
3PT Field Goals	3	11	27.3
Total Field Goals	9	21	42.9

Official Shot Chart
The Money Team vs The Money Team
PERIOD 2 Shots
July 28, 2021 at Covelli Center



Carmens Crew



The Money Team

CAR : Period 2	Made	Att	Pct
Layups	0	1	00.0
Dunks	0	0	0
2PT Field Goals	6	7	85.7
3PT Field Goals	1	6	16.7
Total Field Goals	7	13	53.8

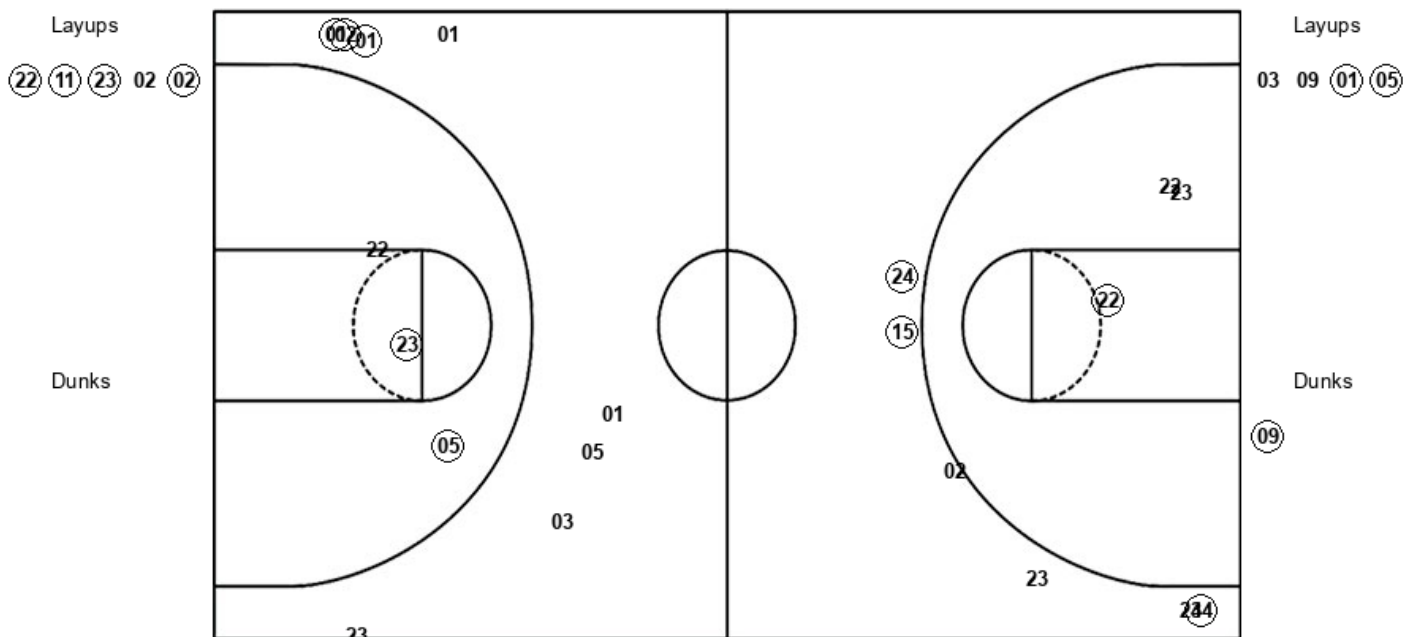
TMT : Period 2	Made	Att	Pct
Layups	4	5	80.0
Dunks	0	0	0
2PT Field Goals	7	10	70.0
3PT Field Goals	1	5	20.0
Total Field Goals	8	15	53.3

Official Shot Chart
The Money Team vs The Money Team
 PERIOD 3 Shots
 July 28, 2021 at Covelli Center



Carmens Crew

The Money Team



CAR : Period 3	Made	Att	Pct
Layups	4	5	80.0
Dunks	0	0	0
2PT Field Goals	5	8	62.5
3PT Field Goals	3	6	50.0
Total Field Goals	8	14	57.1

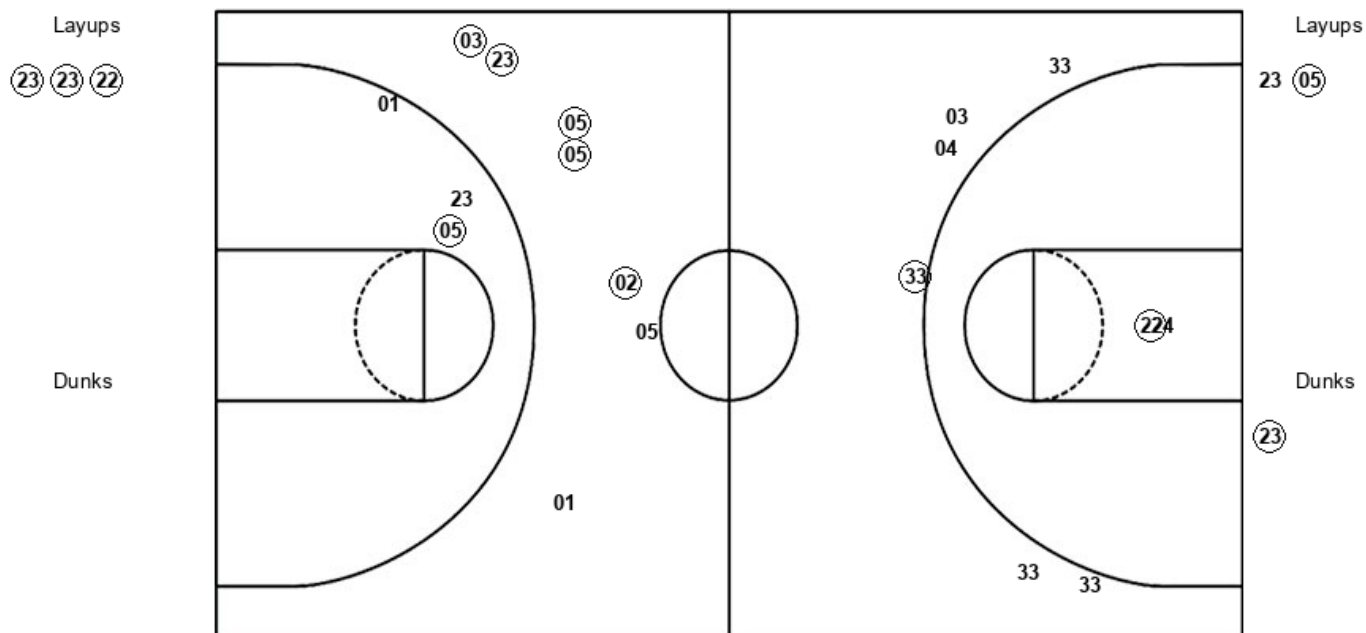
TMT : Period 3	Made	Att	Pct
Layups	2	4	50.0
Dunks	1	1	100.0
2PT Field Goals	5	8	62.5
3PT Field Goals	3	8	37.5
Total Field Goals	8	16	50.0

Official Shot Chart
The Money Team vs The Money Team
 PERIOD 4 Shots
 July 28, 2021 at Covelli Center



Carmens Crew

The Money Team



CAR : Period 4	Made	Att	Pct
Layups	3	3	100.0
Dunks	0	0	0
2PT Field Goals	4	5	80.0
3PT Field Goals	1	6	16.7
Total Field Goals	5	11	45.5

TMT : Period 4	Made	Att	Pct
Layups	1	2	50.0
Dunks	1	1	100.0
2PT Field Goals	3	6	50.0
3PT Field Goals	5	7	71.4
Total Field Goals	8	13	61.5

Official Shot Chart
The Money Team vs The Money Team
The Money Team Team Shots
July 28, 2021 at Covelli Center



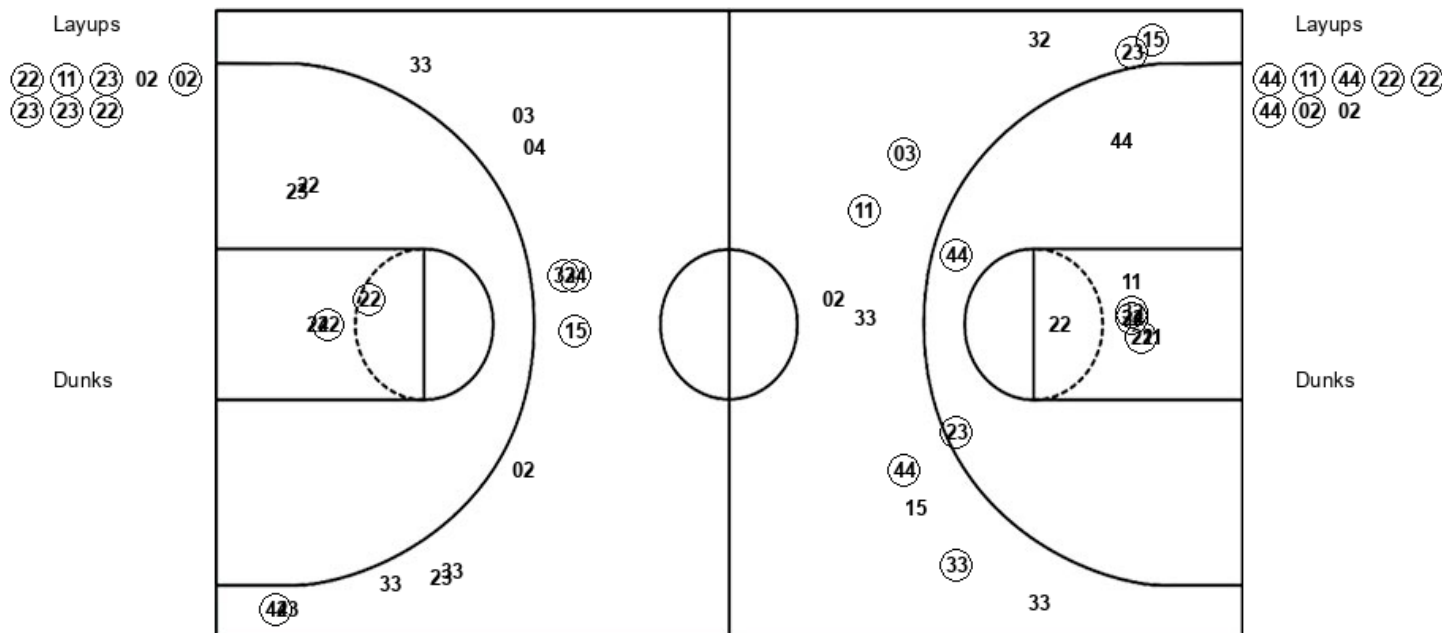
TMT : Period 1	Made	Att	Pct
Layups	3	5	60.0
Dunks	1	1	100.0
2PT Field Goals	6	10	60.0
3PT Field Goals	3	11	27.3
Total Field Goals	9	21	42.9

TMT : Period 3	Made	Att	Pct
Layups	2	4	50.0
Dunks	1	1	100.0
2PT Field Goals	5	8	62.5
3PT Field Goals	3	8	37.5
Total Field Goals	8	16	50.0

TMT : Period 2	Made	Att	Pct
Layups	4	5	80.0
Dunks	0	0	0
2PT Field Goals	7	10	70.0
3PT Field Goals	1	5	20.0
Total Field Goals	8	15	53.3

TMT : Period 4	Made	Att	Pct
Layups	1	2	50.0
Dunks	1	1	100.0
2PT Field Goals	3	6	50.0
3PT Field Goals	5	7	71.4
Total Field Goals	8	13	61.5

Official Shot Chart
The Money Team vs The Money Team
 Carmens Crew Team Shots
 July 28, 2021 at Covelli Center



CAR : Period 1	Made	Att	Pct
Layups	7	7	100.0
Dunks	0	0	0
2PT Field Goals	7	11	63.6
3PT Field Goals	5	5	100.0
Total Field Goals	12	16	75.0

CAR : Period 3	Made	Att	Pct
Layups	4	5	80.0
Dunks	0	0	0
2PT Field Goals	5	8	62.5
3PT Field Goals	3	6	50.0
Total Field Goals	8	14	57.1

CAR : Period 2	Made	Att	Pct
Layups	0	1	00.0
Dunks	0	0	0
2PT Field Goals	6	7	85.7
3PT Field Goals	1	6	16.7
Total Field Goals	7	13	53.8

CAR : Period 4	Made	Att	Pct
Layups	3	3	100.0
Dunks	0	0	0
2PT Field Goals	4	5	80.0
3PT Field Goals	1	6	16.7
Total Field Goals	5	11	45.5