

## **FINAL SCORE**

**The Region**

**71**

**The Money Team**

**86**

**The Basketball Tournament**

**July 23, 2021 • Covelli Center**



## **FINAL STATISTICS**

**Official Box Score**  
**The Region vs The Region**  
**Game Totals -- Final Statistics**  
**July 23, 2021 at Covelli Center**



### The Region 71

| No.           | Player            | S | Pts       | FG           | 3FG         | FT           | OR        | DR        | TR        | PF        | A        | TO        | Blk      | Stl      | Min        | +/- |
|---------------|-------------------|---|-----------|--------------|-------------|--------------|-----------|-----------|-----------|-----------|----------|-----------|----------|----------|------------|-----|
| 03            | THORNTON, MARCUS  | P | 4         | 2-10         | 0-5         | 0-0          | 1         | 1         | 2         | 0         | 2        | 1         | 0        | 0        | 26         | -9  |
| 12            | SHORTER, SHANNON  | P | 15        | 4-12         | 1-4         | 6-8          | 0         | 5         | 5         | 1         | 3        | 3         | 0        | 1        | 26         | -17 |
| 15            | SLOAN, DONALD     | P | 5         | 2-7          | 1-5         | 0-0          | 1         | 1         | 2         | 0         | 3        | 0         | 0        | 1        | 30         | -16 |
| 19            | WILSON, JEREMIAH  | P | 13        | 3-8          | 2-5         | 5-6          | 1         | 3         | 4         | 2         | 0        | 2         | 1        | 0        | 24         | -14 |
| 54            | DANIELS, CHRIS    | C | 9         | 3-6          | 1-4         | 2-2          | 1         | 1         | 2         | 2         | 0        | 1         | 0        | 0        | 14         | -13 |
| 01            | OLASEWERE, JAMAL  | P | 9         | 3-7          | 0-1         | 3-4          | 4         | 2         | 6         | 2         | 0        | 0         | 0        | 1        | 28         | -5  |
| 04            | ROLLINS, ZACK     | S | 0         | 0-0          | 0-0         | 0-0          | 1         | 0         | 1         | 0         | 0        | 0         | 0        | 0        | 1          | 0   |
| 11            | JONES, SHAWN      | C | 7         | 3-4          | 0-0         | 1-2          | 3         | 4         | 7         | 3         | 0        | 2         | 1        | 1        | 12         | 5   |
| 23            | WIDEMAN, TYLER    | P | 9         | 3-6          | 1-3         | 2-2          | 0         | 4         | 4         | 3         | 0        | 2         | 0        | 1        | 17         | 0   |
| 32            | JOHNSON, REGINALD | P | 0         | 0-1          | 0-1         | 0-0          | 0         | 0         | 0         | 1         | 0        | 0         | 0        | 0        | 2          | 1   |
| TEAM          |                   |   |           |              |             |              | 2         | 2         | 4         | 0         |          | 1         |          |          |            |     |
| <b>TOTALS</b> |                   |   | <b>71</b> | <b>23-61</b> | <b>6-28</b> | <b>19-24</b> | <b>14</b> | <b>23</b> | <b>37</b> | <b>14</b> | <b>8</b> | <b>12</b> | <b>2</b> | <b>5</b> | <b>180</b> |     |

#### Shooting By Period

| Period      | FG           | FG%          | 3FG         | 3FG%         | FT           | FT%          |
|-------------|--------------|--------------|-------------|--------------|--------------|--------------|
| 1st Half    | 13-31        | 42%          | 4-14        | 29%          | 10-11        | 91%          |
| 2nd Half    | 10-30        | 33%          | 2-14        | 14%          | 9-13         | 69%          |
| <b>Game</b> | <b>23-61</b> | <b>37.7%</b> | <b>6-28</b> | <b>21.4%</b> | <b>19-24</b> | <b>79.2%</b> |

Last FG: 4th-03:59  
Largest lead: By 8 at  
Technical Fouls: None.

### The Region 86

| No.           | Player           | S | Pts       | FG           | 3FG         | FT           | OR        | DR        | TR        | PF        | A         | TO       | Blk      | Stl      | Min        | +/- |
|---------------|------------------|---|-----------|--------------|-------------|--------------|-----------|-----------|-----------|-----------|-----------|----------|----------|----------|------------|-----|
| 01            | CRAWFORD, JORDON | P | 14        | 6-13         | 2-5         | 0-0          | 1         | 1         | 2         | 2         | 7         | 0        | 0        | 0        | 31         | 8   |
| 02            | LEDBETTER, JEFF  | S | 7         | 2-8          | 2-8         | 1-2          | 1         | 7         | 8         | 3         | 3         | 2        | 0        | 1        | 26         | 17  |
| 03            | JONES, JARROD    | P | 24        | 8-15         | 0-5         | 8-9          | 1         | 4         | 5         | 3         | 0         | 2        | 1        | 0        | 29         | 12  |
| 09            | SMITH, TAYLOR    | P | 10        | 5-5          | 0-0         | 0-0          | 3         | 1         | 4         | 4         | 3         | 2        | 1        | 0        | 25         | 21  |
| 22            | JENKINS, CHARLES | S | 15        | 5-7          | 3-4         | 2-2          | 0         | 4         | 4         | 4         | 2         | 0        | 0        | 2        | 23         | 10  |
| 04            | GALLUP, EJ       | S | 0         | 0-0          | 0-0         | 0-0          | 0         | 0         | 0         | 0         | 0         | 0        | 0        | 0        | 1          | -3  |
| 05            | MUNFORD, XAVIER  | S | 6         | 3-11         | 0-5         | 0-0          | 1         | 5         | 6         | 3         | 1         | 3        | 0        | 1        | 22         | 1   |
| 21            | DARDEN, TREMMELL | S | 10        | 4-5          | 0-1         | 2-2          | 0         | 2         | 2         | 0         | 0         | 0        | 1        | 1        | 23         | -1  |
| TEAM          |                  |   |           |              |             |              | 3         | 1         | 4         | 0         |           | 0        |          |          |            |     |
| <b>TOTALS</b> |                  |   | <b>86</b> | <b>33-64</b> | <b>7-28</b> | <b>13-15</b> | <b>10</b> | <b>25</b> | <b>35</b> | <b>19</b> | <b>16</b> | <b>9</b> | <b>3</b> | <b>5</b> | <b>180</b> |     |

#### Shooting By Period

| Period      | FG           | FG%          | 3FG         | 3FG%         | FT           | FT%          |
|-------------|--------------|--------------|-------------|--------------|--------------|--------------|
| 1st Half    | 13-33        | 39%          | 0-15        | 00%          | 6-7          | 86%          |
| 2nd Half    | 20-31        | 65%          | 7-13        | 54%          | 7-8          | 88%          |
| <b>Game</b> | <b>33-64</b> | <b>51.6%</b> | <b>7-28</b> | <b>25.0%</b> | <b>13-15</b> | <b>86.7%</b> |

Last FG: 4th-03:59  
Largest lead: By 18 at  
Technical Fouls: None.

#### Game Notes:

Officials: Jeff Anderson, Ray Natili, Alfred Smith

Start Time: 06:00 PM

| Score | 1st | 2nd | 3rd | 4th | TOT       |
|-------|-----|-----|-----|-----|-----------|
| REG   | 22  | 18  | 15  | 16  | <b>71</b> |
| REG   | 17  | 15  | 33  | 21  | <b>86</b> |

REG led for 16:55. TMT led for 15:50.  
Game was tied for 0:0.  
Times tied: 0 Lead Changes: 0

| Points       | REG            | REG            |
|--------------|----------------|----------------|
| In the Paint | 32             | 42             |
| Off Turns    | 6              | 13             |
| 2nd Chance   | 14             | 10             |
| Fast Break   | 8              | 10             |
| Bench        | 25             | 16             |
| Per Poss     | 1.029<br>33/69 | 1.246<br>40/69 |

**Official Box Score**  
**The Region vs The Region**  
**First Half Statistics Only**  
**July 23, 2021 at Covelli Center**



### The Region 40

| No.           | Player            | S | Pts       | FG           | 3FG         | FT           | OR       | DR        | TR        | PF       | A        | TO       | Blk      | Stl      | Min       | +/-      |
|---------------|-------------------|---|-----------|--------------|-------------|--------------|----------|-----------|-----------|----------|----------|----------|----------|----------|-----------|----------|
| 01            | OLASEWERE, JAMAL  | P | 5         | 2-4          | 0-0         | 1-1          | 3        | 2         | 5         | 0        | 0        | 0        | 0        | 0        | 13        | 3        |
| 03            | THORNTON, MARCUS  | P | 2         | 1-5          | 0-2         | 0-0          | 0        | 1         | 1         | 0        | 2        | 1        | 0        | 0        | 13        | 13       |
| 04            | ROLLINS, ZACK     | S | 0         | 0-0          | 0-0         | 0-0          | 1        | 0         | 1         | 0        | 0        | 0        | 0        | 0        | 1         | 0        |
| 11            | JONES, SHAWN      | C | 6         | 3-3          | 0-0         | 0-0          | 3        | 3         | 6         | 2        | 0        | 1        | 1        | 1        | 8         | 8        |
| 12            | SHORTER, SHANNON  | P | 3         | 0-4          | 0-1         | 3-4          | 0        | 3         | 3         | 0        | 1        | 1        | 0        | 1        | 11        | 3        |
| 15            | SLOAN, DONALD     | P | 3         | 1-4          | 1-4         | 0-0          | 1        | 1         | 2         | 0        | 3        | 0        | 0        | 1        | 15        | 4        |
| 19            | WILSON, JEREMIAH  | P | 8         | 2-2          | 2-2         | 2-2          | 0        | 1         | 1         | 0        | 0        | 2        | 0        | 0        | 10        | 0        |
| 23            | WIDEMAN, TYLER    | P | 9         | 3-5          | 1-2         | 2-2          | 0        | 2         | 2         | 1        | 0        | 1        | 0        | 0        | 10        | 6        |
| 32            | JOHNSON, REGINALD | P | 0         | 0-1          | 0-1         | 0-0          | 0        | 0         | 0         | 1        | 0        | 0        | 0        | 0        | 2         | 1        |
| 54            | DANIELS, CHRIS    | C | 4         | 1-3          | 0-2         | 2-2          | 0        | 1         | 1         | 1        | 0        | 1        | 0        | 0        | 8         | 2        |
|               | TEAM              |   | 0         | 0-0          | 0-0         | 0-0          | 1        | 2         | 3         | 0        | 0        | 1        | 0        | 0        | 0         | 0        |
| <b>TOTALS</b> |                   |   | <b>40</b> | <b>13-31</b> | <b>4-14</b> | <b>10-11</b> | <b>9</b> | <b>16</b> | <b>25</b> | <b>5</b> | <b>6</b> | <b>8</b> | <b>1</b> | <b>3</b> | <b>90</b> | <b>0</b> |

*Shooting By Period*

| Period   | FG    | FG%   | 3FG  | 3FG%  | FT    | FT%   |
|----------|-------|-------|------|-------|-------|-------|
| 1st Half | 13-31 | 42%   | 4-14 | 29%   | 10-11 | 91%   |
| Game     | 23-61 | 37.7% | 6-28 | 21.4% | 19-24 | 79.2% |

*Last FG Half: REG 2nd-01:49*

### The Region 32

| No.           | Player           | S | Pts       | FG           | 3FG         | FT         | OR       | DR       | TR        | PF       | A        | TO       | Blk      | Stl      | Min       | +/-      |
|---------------|------------------|---|-----------|--------------|-------------|------------|----------|----------|-----------|----------|----------|----------|----------|----------|-----------|----------|
| 01            | CRAWFORD, JORDON | P | 4         | 2-6          | 0-2         | 0-0        | 0        | 0        | 0         | 2        | 2        | 0        | 0        | 0        | 15        | -13      |
| 02            | LEDBETTER, JEFF  | S | 1         | 0-5          | 0-5         | 1-2        | 1        | 3        | 4         | 2        | 2        | 1        | 0        | 1        | 12        | -4       |
| 03            | JONES, JARROD    | P | 13        | 4-7          | 0-3         | 5-5        | 1        | 1        | 2         | 2        | 0        | 2        | 1        | 0        | 14        | -5       |
| 04            | GALLUP, EJ       | S | 0         | 0-0          | 0-0         | 0-0        | 0        | 0        | 0         | 0        | 0        | 0        | 0        | 0        | 1         | -3       |
| 05            | MUNFORD, XAVIER  | S | 2         | 1-7          | 0-4         | 0-0        | 1        | 0        | 1         | 0        | 0        | 1        | 0        | 1        | 12        | -7       |
| 09            | SMITH, TAYLOR    | P | 4         | 2-2          | 0-0         | 0-0        | 1        | 0        | 1         | 1        | 2        | 1        | 1        | 0        | 13        | 5        |
| 21            | DARDEN, TREMMELL | S | 4         | 2-2          | 0-0         | 0-0        | 0        | 1        | 1         | 0        | 0        | 0        | 0        | 0        | 11        | -10      |
| 22            | JENKINS, CHARLES | S | 4         | 2-4          | 0-1         | 0-0        | 0        | 3        | 3         | 2        | 0        | 0        | 0        | 1        | 13        | -5       |
|               | TEAM             |   | 0         | 0-0          | 0-0         | 0-0        | 1        | 1        | 2         | 0        | 0        | 0        | 0        | 0        | 0         | 0        |
| <b>TOTALS</b> |                  |   | <b>32</b> | <b>13-33</b> | <b>0-15</b> | <b>6-7</b> | <b>5</b> | <b>9</b> | <b>14</b> | <b>9</b> | <b>6</b> | <b>5</b> | <b>2</b> | <b>3</b> | <b>90</b> | <b>0</b> |

*Shooting By Period*

| Period   | FG    | FG%   | 3FG  | 3FG%  | FT    | FT%   |
|----------|-------|-------|------|-------|-------|-------|
| 1st Half | 13-33 | 39%   | 0-15 | 00%   | 6-7   | 86%   |
| Game     | 33-64 | 51.6% | 7-28 | 25.0% | 13-15 | 86.7% |

*Last FG Half: TMT 2nd-01:25*

Game Notes:

Officials: **Jeff Anderson, Ray Natili, Alfred Smith**

Start Time: **06:00 PM**

| Score | 1st | 2nd | 3rd | 4th | TOT       |
|-------|-----|-----|-----|-----|-----------|
| REG   | 22  | 18  | 15  | 16  | <b>71</b> |
| REG   | 17  | 15  | 33  | 21  | <b>86</b> |

| Points from (This Period) | REG | REG |
|---------------------------|-----|-----|
| In the Paint              | 18  | 18  |
| Off Turns                 | 3   | 4   |
| 2nd Chance                | 8   | 4   |
| Fast Break                | 2   | 3   |
| Bench                     | 20  | 6   |

**Official Box Score**  
**The Region vs The Region**  
**First Quarter Statistics Only**  
**July 23, 2021 at Covelli Center**



### The Region 22

| No.           | Player            | S | Pts       | FG          | 3FG         | FT         | OR       | DR       | TR        | PF       | A        | TO       | Blk      | Stl      | Min       | +/- |
|---------------|-------------------|---|-----------|-------------|-------------|------------|----------|----------|-----------|----------|----------|----------|----------|----------|-----------|-----|
| 03            | THORNTON, MARCUS  | P | 2         | 1-3         | 0-2         | 0-0        | 0        | 1        | 1         | 0        | 1        | 0        | 0        | 0        | 7         | 6   |
| 12            | SHORTER, SHANNON  | P | 0         | 0-2         | 0-1         | 0-0        | 0        | 1        | 1         | 0        | 1        | 1        | 0        | 0        | 6         | 4   |
| 15            | SLOAN, DONALD     | P | 3         | 1-3         | 1-3         | 0-0        | 1        | 1        | 2         | 0        | 2        | 0        | 0        | 0        | 7         | 4   |
| 19            | WILSON, JEREMIAH  | P | 6         | 2-2         | 2-2         | 0-0        | 0        | 1        | 1         | 0        | 0        | 0        | 0        | 0        | 5         | 5   |
| 54            | DANIELS, CHRIS    | C | 4         | 1-2         | 0-1         | 2-2        | 0        | 0        | 0         | 0        | 0        | 0        | 0        | 0        | 5         | 6   |
| 01            | OLASEWERE, JAMAL  | P | 3         | 1-3         | 0-0         | 1-1        | 3        | 0        | 3         | 0        | 0        | 0        | 0        | 0        | 5         | 0   |
| 04            | ROLLINS, ZACK     | S | 0         | 0-0         | 0-0         | 0-0        | 0        | 0        | 0         | 0        | 0        | 0        | 0        | 0        | 0         | 0   |
| 11            | JONES, SHAWN      | C | 4         | 2-2         | 0-0         | 0-0        | 3        | 2        | 5         | 1        | 0        | 1        | 1        | 0        | 4         | 0   |
| 23            | WIDEMAN, TYLER    | P | 0         | 0-1         | 0-1         | 0-0        | 0        | 0        | 0         | 0        | 0        | 1        | 0        | 0        | 4         | -1  |
| 32            | JOHNSON, REGINALD | P | 0         | 0-1         | 0-1         | 0-0        | 0        | 0        | 0         | 1        | 0        | 0        | 0        | 0        | 2         | 1   |
| TEAM          |                   |   |           | 0-0         |             |            | 0        | 1        | 1         | 0        |          | 0        |          |          |           |     |
| <b>TOTALS</b> |                   |   | <b>22</b> | <b>8-19</b> | <b>3-11</b> | <b>3-3</b> | <b>7</b> | <b>7</b> | <b>14</b> | <b>2</b> | <b>4</b> | <b>3</b> | <b>1</b> | <b>0</b> | <b>45</b> |     |

*Shooting By Period*

| Period   | FG    | FG%   | 3FG  | 3FG%  | FT    | FT%   |
|----------|-------|-------|------|-------|-------|-------|
| 1st Half | 8-19  | 42%   | 3-11 | 27%   | 3-3   | 100%  |
| 1st Half | 13-31 | 42%   | 4-14 | 29%   | 10-11 | 91%   |
| Game     | 23-61 | 37.7% | 6-28 | 21.4% | 19-24 | 79.2% |

### The Region 17

| No.           | Player           | S | Pts       | FG          | 3FG        | FT         | OR       | DR       | TR       | PF       | A        | TO       | Blk      | Stl      | Min       | +/- |
|---------------|------------------|---|-----------|-------------|------------|------------|----------|----------|----------|----------|----------|----------|----------|----------|-----------|-----|
| 01            | CRAWFORD, JORDON | P | 4         | 2-4         | 0-1        | 0-0        | 0        | 0        | 0        | 1        | 1        | 0        | 0        | 0        | 9         | -6  |
| 02            | LEDBETTER, JEFF  | S | 1         | 0-3         | 0-3        | 1-2        | 0        | 0        | 0        | 0        | 1        | 0        | 0        | 0        | 6         | -8  |
| 03            | JONES, JARROD    | P | 6         | 2-3         | 0-1        | 2-2        | 1        | 0        | 1        | 0        | 0        | 0        | 0        | 0        | 5         | -2  |
| 09            | SMITH, TAYLOR    | P | 2         | 1-1         | 0-0        | 0-0        | 1        | 0        | 1        | 1        | 1        | 1        | 0        | 0        | 8         | -2  |
| 22            | JENKINS, CHARLES | S | 2         | 1-2         | 0-0        | 0-0        | 0        | 3        | 3        | 2        | 0        | 0        | 0        | 1        | 7         | -4  |
| 04            | GALLUP, EJ       | S | 0         | 0-0         | 0-0        | 0-0        | 0        | 0        | 0        | 0        | 0        | 0        | 0        | 0        | 1         | -3  |
| 05            | MUNFORD, XAVIER  | S | 0         | 0-3         | 0-2        | 0-0        | 1        | 0        | 1        | 0        | 0        | 0        | 0        | 0        | 5         | 0   |
| 21            | DARDEN, TREMMELL | S | 2         | 1-1         | 0-0        | 0-0        | 0        | 1        | 1        | 0        | 0        | 0        | 0        | 0        | 5         | 0   |
| TEAM          |                  |   |           | 0-0         |            |            | 1        | 0        | 1        | 0        |          | 0        |          |          |           |     |
| <b>TOTALS</b> |                  |   | <b>17</b> | <b>7-17</b> | <b>0-7</b> | <b>3-4</b> | <b>4</b> | <b>4</b> | <b>8</b> | <b>4</b> | <b>3</b> | <b>1</b> | <b>0</b> | <b>1</b> | <b>45</b> |     |

*Shooting By Period*

| Period   | FG    | FG%   | 3FG  | 3FG%  | FT    | FT%   |
|----------|-------|-------|------|-------|-------|-------|
| 1st Half | 7-17  | 41%   | 0-7  | 00%   | 3-4   | 75%   |
| 1st Half | 13-33 | 39%   | 0-15 | 00%   | 6-7   | 86%   |
| Game     | 33-64 | 51.6% | 7-28 | 25.0% | 13-15 | 86.7% |

*Game Notes:*

Officials: **Jeff Anderson, Ray Natili, Alfred Smith**

Start Time: **06:00 PM**

| Score | 1st | 2nd | 3rd | 4th | TOT       |
|-------|-----|-----|-----|-----|-----------|
| REG   | 22  | 18  | 15  | 16  | <b>71</b> |
| REG   | 17  | 15  | 33  | 21  | <b>86</b> |

| Points (This Period) | REG            | REG           |
|----------------------|----------------|---------------|
| In the Paint         | 10             | 12            |
| Off Turns            | 0              | 2             |
| 2nd Chance           | 7              | 4             |
| Fast Break           | 0              | 1             |
| Bench                | 7              | 2             |
| Per Poss             | 1.375<br>10/16 | 1.000<br>9/17 |

**Official Play-By-Play**  
**The Region vs The Region**  
**First Quarter**  
**July 23, 2021 at Covelli Center**



**Period 1**

**Starters:**

**The Region:** 3 THORNTON, MARCUS (P); 12 SHORTER, SHANNON (P); 15 SLOAN, DONALD (P); 19 WILSON, JEREMIAH (P); 54 DANIELS, CHRIS (C);  
**The Money Team:** 1 CRAWFORD, JORDON (P); 2 LEDBETTER, JEFF (S); 3 JONES, JARROD (P); 9 SMITH, TAYLOR (P); 22 JENKINS, CHARLES (S);

| Time  | VISITORS: The Region               | Score | Margin | HOME: The Region                       |
|-------|------------------------------------|-------|--------|--|
| 08:54 | MISSED JUMPER by SHORTER, SHANNON  |       |        |  |
| 08:50 |                                    |       |        | REBOUND (DEF) by JENKINS, CHARLES      |
| 08:38 |                                    | 2-0   | H 2    | GOOD! DUNK by SMITH, TAYLOR            |
| 08:38 |                                    |       |        | ASSIST by CRAWFORD, JORDON             |
| 08:14 |                                    |       |        | FOUL by JENKINS, CHARLES [PNT]         |
| 08:14 | GOOD! FT by DANIELS, CHRIS         | 2-1   | H 1    |  |
| 08:14 | GOOD! FT by DANIELS, CHRIS         | 2-2   | T      |  |
| 08:02 |                                    |       |        | MISSED 3PTR by LEDBETTER, JEFF         |
| 07:58 | REBOUND (DEF) by WILSON, JEREMIAH  |       |        |  |
| 07:48 | MISSED 3PTR by SLOAN, DONALD       |       |        |  |
| 07:46 | REBOUND (OFF) by SLOAN, DONALD     |       |        |  |
| 07:43 | TURNOVER by SHORTER, SHANNON [PNT] |       |        |  |
| 07:28 |                                    |       |        | MISSED 3PTR by JONES, JARROD           |
| 07:25 | REBOUND (DEF) by THORNTON, MARCUS  |       |        |  |
| 07:17 | GOOD! DUNK by DANIELS, CHRIS       | 2-4   | V 2    |  |
| 07:17 | ASSIST by THORNTON, MARCUS         |       |        |  |
| 06:55 |                                    | 4-4   | T      | GOOD! LAYUP by JONES, JARROD           |
| 06:55 |                                    |       |        | ASSIST by LEDBETTER, JEFF              |
| 06:45 | GOOD! 3PTR by WILSON, JEREMIAH     | 4-7   | V 3    |  |
| 06:45 | ASSIST by SLOAN, DONALD            |       |        |  |
| 06:28 |                                    | 6-7   | V 1    | GOOD! JUMPER by JENKINS, CHARLES       |
| 06:13 | GOOD! 3PTR by SLOAN, DONALD        | 6-10  | V 4    |  |
| 06:13 | ASSIST by SHORTER, SHANNON         |       |        |  |
| 06:02 |                                    |       |        | MISSED 3PTR by LEDBETTER, JEFF         |
| 05:59 | REBOUND (DEF) by SHORTER, SHANNON  |       |        |  |
| 05:51 | GOOD! 3PTR by WILSON, JEREMIAH     | 6-13  | V 7    |  |
| 05:51 | ASSIST by SLOAN, DONALD            |       |        |  |
| 05:24 |                                    | 8-13  | V 5    | GOOD! JUMPER by CRAWFORD, JORDON       |
| 05:12 | MISSED 3PTR by SHORTER, SHANNON    |       |        |  |
| 05:09 |                                    |       |        | REBOUND (DEF) by JENKINS, CHARLES      |
| 05:07 |                                    |       |        | MISSED 3PTR by LEDBETTER, JEFF         |
| 05:04 | REBOUND (DEF) by TEAM              |       |        |  |
| 05:04 |                                    |       |        | SUB OUT: LEDBETTER, JEFF               |
| 05:04 |                                    |       |        | SUB OUT: JONES, JARROD                 |
| 05:04 |                                    |       |        | SUB IN: MUNFORD, XAVIER                |
| 05:04 |                                    |       |        | SUB IN: DARDEN, TREMMELL               |
| 05:04 | SUB OUT: THORNTON, MARCUS          |       |        |  |
| 05:04 | SUB OUT: DANIELS, CHRIS            |       |        |  |
| 05:04 | SUB IN: OLASEWERE, JAMAL           |       |        |  |
| 05:04 | SUB IN: WIDEMAN, TYLER             |       |        |  |
| 04:53 | TURNOVER by WIDEMAN, TYLER         |       |        |  |
| 04:36 |                                    |       |        | MISSED 3PTR by MUNFORD, XAVIER         |
| 04:33 |                                    |       |        | REBOUND (OFF) by SMITH, TAYLOR         |
| 04:20 |                                    | 10-13 | V 3    | GOOD! LAYUP by DARDEN, TREMMELL        |
| 04:20 |                                    |       |        | ASSIST by SMITH, TAYLOR                |
| 04:00 | MISSED 3PTR by SLOAN, DONALD       |       |        |  |
| 04:00 | REBOUND (OFF) by OLASEWERE, JAMAL  |       |        |  |
| 04:00 | GOOD! LAYUP by OLASEWERE, JAMAL    | 10-15 | V 5    |  |
| 04:00 |                                    |       |        | FOUL by JENKINS, CHARLES               |
| 03:58 | TIMEOUT MEDIA                      |       |        |  |
| 03:58 | SUB OUT: WILSON, JEREMIAH          |       |        |  |
| 03:58 | SUB IN: JONES, SHAWN               |       |        |  |
| 03:58 | GOOD! FT by OLASEWERE, JAMAL       | 10-16 | V 6    |  |
| 03:45 |                                    | 12-16 | V 4    | GOOD! JUMPER by CRAWFORD, JORDON [PNT] |
| 03:26 | TIMEOUT 30SEC                      |       |        |  |
| 03:26 | SUB OUT: SHORTER, SHANNON          |       |        |  |
| 03:26 | SUB IN: THORNTON, MARCUS           |       |        |  |
| 03:23 | MISSED 3PTR by WIDEMAN, TYLER      |       |        |  |
| 03:20 |                                    |       |        | REBOUND (DEF) by JENKINS, CHARLES      |
| 03:15 |                                    |       |        | MISSED JUMPER by CRAWFORD, JORDON      |
| 03:11 |                                    |       |        | REBOUND (OFF) by TEAM                  |
| 03:00 |                                    |       |        | FOUL by SMITH, TAYLOR                  |
| 03:00 |                                    |       |        | TURNOVER by SMITH, TAYLOR              |
| 02:53 | MISSED 3PTR by THORNTON, MARCUS    |       |        |  |
| 02:49 | REBOUND (OFF) by JONES, SHAWN      |       |        |  |

| Time  | VISITORS: The Region                    | Score | Margin | HOME: The Region                       |
|-------|---|-------|--------|--|
| 02:42 | TURNOVER by JONES, SHAWN                |       |        |  |
| 02:42 |   |       |        | STEAL by JENKINS, CHARLES              |
| 02:38 |   |       |        | MISSED LAYUP by JENKINS, CHARLES       |
| 02:35 |   |       |        | REBOUND (OFF) by MUNFORD, XAVIER       |
| 02:33 |   |       |        | MISSED 3PTR by CRAWFORD, JORDON        |
| 02:30 | REBOUND (DEF) by SLOAN, DONALD          |       |        |  |
| 02:22 |   |       |        | FOUL by CRAWFORD, JORDON               |
| 02:22 |   |       |        | SUB OUT: SMITH, TAYLOR                 |
| 02:22 |   |       |        | SUB OUT: JENKINS, CHARLES              |
| 02:22 |   |       |        | SUB IN: LEDBETTER, JEFF                |
| 02:22 |   |       |        | SUB IN: GALLUP, EJ                     |
| 02:22 | SUB OUT: SLOAN, DONALD                  |       |        |  |
| 02:22 | SUB OUT: WIDEMAN, TYLER                 |       |        |  |
| 02:22 | SUB IN: JOHNSON, REGINALD               |       |        |  |
| 02:22 | SUB IN: DANIELS, CHRIS                  |       |        |  |
| 02:06 | MISSED 3PTR by DANIELS, CHRIS           |       |        |  |
| 02:03 | REBOUND (OFF) by OLASEWERE, JAMAL       |       |        |  |
| 02:01 | MISSED JUMPER by OLASEWERE, JAMAL [PNT] |       |        |  |
| 01:57 | REBOUND (OFF) by JONES, SHAWN           |       |        |  |
| 01:57 | GOOD! LAYUP by JONES, SHAWN             | 12-18 | V 6    |  |
| 01:44 |   |       |        | MISSED 3PTR by MUNFORD, XAVIER         |
| 01:39 | REBOUND (DEF) by JONES, SHAWN           |       |        |  |
| 01:25 | MISSED LAYUP by OLASEWERE, JAMAL        |       |        |  |
| 01:21 | REBOUND (OFF) by JONES, SHAWN           |       |        |  |
| 01:21 | GOOD! LAYUP by JONES, SHAWN             | 12-20 | V 8    |  |
| 01:12 |   |       |        | MISSED JUMPER by MUNFORD, XAVIER [PNT] |
| 01:12 | BLOCK by JONES, SHAWN                   |       |        |  |
| 01:11 |   |       |        | REBOUND (OFF) by JONES, JARROD         |
| 01:11 | FOUL by JONES, SHAWN [PNT]              |       |        |  |
| 01:11 |   |       |        | SUB OUT: LEDBETTER, JEFF               |
| 01:11 |   |       |        | SUB IN: JONES, JARROD                  |
| 01:11 |   | 13-20 | V 7    | GOOD! FT by JONES, JARROD              |
| 01:11 |   |       |        | SUB OUT: GALLUP, EJ                    |
| 01:11 |   |       |        | SUB IN: SMITH, TAYLOR                  |
| 01:11 |   | 14-20 | V 6    | GOOD! FT by JONES, JARROD              |
| 00:58 | MISSED 3PTR by JOHNSON, REGINALD        |       |        |  |
| 00:55 | FOUL by JOHNSON, REGINALD [PNT]         |       |        |  |
| 00:55 |   |       |        | SUB OUT: CRAWFORD, JORDON              |
| 00:55 |   |       |        | SUB IN: LEDBETTER, JEFF                |
| 00:55 |   | 15-20 | V 5    | GOOD! FT by LEDBETTER, JEFF [FB]       |
| 00:55 | SUB OUT: JONES, SHAWN                   |       |        |  |
| 00:55 | SUB IN: WIDEMAN, TYLER                  |       |        |  |
| 00:55 | SUB OUT: DANIELS, CHRIS                 |       |        |  |
| 00:55 | SUB IN: JONES, SHAWN                    |       |        |  |
| 00:55 |   |       |        | MISSED FT by LEDBETTER, JEFF [FB]      |
| 00:55 |   |       |        | REBOUND (DEF) by DARDEN, TREMMELL      |
| 00:54 | REBOUND (DEF) by JONES, SHAWN           |       |        |  |
| 00:46 | GOOD! LAYUP by THORNTON, MARCUS         | 15-22 | V 7    |  |
| 00:32 |   | 17-22 | V 5    | GOOD! JUMPER by JONES, JARROD [PNT]    |
| 00:03 | MISSED 3PTR by THORNTON, MARCUS         |       |        |  |
| 00:01 | REBOUND (OFF) by OLASEWERE, JAMAL       |       |        |  |

### The Region 22, The Region 17

| Points (This Period) | REG            | REG           |
|----------------------|----------------|---------------|
| In the Paint         | 10             | 12            |
| Off Turns            | 0              | 2             |
| 2nd Chance           | 7              | 4             |
| Fast Break           | 0              | 1             |
| Bench                | 7              | 2             |
| Per Poss             | 1.375<br>10/16 | 1.000<br>9/17 |

**Official Box Score**  
**The Region vs The Region**  
**Second Quarter Statistics Only**  
**July 23, 2021 at Covelli Center**



### The Region 18

| No.           | Player            | S | Pts       | FG          | 3FG        | FT         | OR       | DR       | TR        | PF       | A        | TO       | Blk      | Stl      | Min       | +/- |
|---------------|-------------------|---|-----------|-------------|------------|------------|----------|----------|-----------|----------|----------|----------|----------|----------|-----------|-----|
| 03            | THORNTON, MARCUS  | P | 0         | 0-2         | 0-0        | 0-0        | 0        | 0        | 0         | 0        | 1        | 1        | 0        | 0        | 6         | 7   |
| 12            | SHORTER, SHANNON  | P | 3         | 0-2         | 0-0        | 3-4        | 0        | 2        | 2         | 0        | 0        | 0        | 0        | 1        | 5         | -1  |
| 15            | SLOAN, DONALD     | P | 0         | 0-1         | 0-1        | 0-0        | 0        | 0        | 0         | 0        | 1        | 0        | 0        | 1        | 8         | 0   |
| 19            | WILSON, JEREMIAH  | P | 2         | 0-0         | 0-0        | 2-2        | 0        | 0        | 0         | 0        | 0        | 2        | 0        | 0        | 5         | -5  |
| 54            | DANIELS, CHRIS    | C | 0         | 0-1         | 0-1        | 0-0        | 0        | 1        | 1         | 1        | 0        | 1        | 0        | 0        | 3         | -4  |
| 01            | OLASEWERE, JAMAL  | P | 2         | 1-1         | 0-0        | 0-0        | 0        | 2        | 2         | 0        | 0        | 0        | 0        | 0        | 8         | 3   |
| 04            | ROLLINS, ZACK     | S | 0         | 0-0         | 0-0        | 0-0        | 1        | 0        | 1         | 0        | 0        | 0        | 0        | 0        | 1         | 0   |
| 11            | JONES, SHAWN      | C | 2         | 1-1         | 0-0        | 0-0        | 0        | 1        | 1         | 1        | 0        | 0        | 0        | 1        | 4         | 8   |
| 23            | WIDEMAN, TYLER    | P | 9         | 3-4         | 1-1        | 2-2        | 0        | 2        | 2         | 1        | 0        | 0        | 0        | 0        | 6         | 7   |
| 32            | JOHNSON, REGINALD | P | 0         | 0-0         | 0-0        | 0-0        | 0        | 0        | 0         | 0        | 0        | 0        | 0        | 0        | 0         | 0   |
| TEAM          |                   |   |           | 0-0         |            |            | 1        | 1        | 2         | 0        |          | 1        |          |          |           |     |
| <b>TOTALS</b> |                   |   | <b>18</b> | <b>5-12</b> | <b>1-3</b> | <b>7-8</b> | <b>2</b> | <b>9</b> | <b>11</b> | <b>3</b> | <b>2</b> | <b>5</b> | <b>0</b> | <b>3</b> | <b>45</b> |     |

*Shooting By Period*

| Period   | FG    | FG%   | 3FG  | 3FG%  | FT    | FT%   |
|----------|-------|-------|------|-------|-------|-------|
| 2nd Half | 5-12  | 42%   | 1-3  | 33%   | 7-8   | 88%   |
| 2nd Half | 10-30 | 33%   | 2-14 | 14%   | 9-13  | 69%   |
| Game     | 23-61 | 37.7% | 6-28 | 21.4% | 19-24 | 79.2% |

### The Region 15

| No.           | Player           | S | Pts       | FG          | 3FG        | FT         | OR       | DR       | TR       | PF       | A        | TO       | Blk      | Stl      | Min       | +/- |
|---------------|------------------|---|-----------|-------------|------------|------------|----------|----------|----------|----------|----------|----------|----------|----------|-----------|-----|
| 01            | CRAWFORD, JORDON | P | 0         | 0-2         | 0-1        | 0-0        | 0        | 0        | 0        | 1        | 1        | 0        | 0        | 0        | 6         | -7  |
| 02            | LEDBETTER, JEFF  | S | 0         | 0-2         | 0-2        | 0-0        | 1        | 3        | 4        | 2        | 1        | 1        | 0        | 1        | 6         | 4   |
| 03            | JONES, JARROD    | P | 7         | 2-4         | 0-2        | 3-3        | 0        | 1        | 1        | 2        | 0        | 2        | 1        | 0        | 9         | -3  |
| 09            | SMITH, TAYLOR    | P | 2         | 1-1         | 0-0        | 0-0        | 0        | 0        | 0        | 0        | 1        | 0        | 1        | 0        | 5         | 7   |
| 22            | JENKINS, CHARLES | S | 2         | 1-2         | 0-1        | 0-0        | 0        | 0        | 0        | 0        | 0        | 0        | 0        | 0        | 6         | -1  |
| 04            | GALLUP, EJ       | S | 0         | 0-0         | 0-0        | 0-0        | 0        | 0        | 0        | 0        | 0        | 0        | 0        | 0        | 0         | 0   |
| 05            | MUNFORD, XAVIER  | S | 2         | 1-4         | 0-2        | 0-0        | 0        | 0        | 0        | 0        | 0        | 1        | 0        | 1        | 7         | -7  |
| 21            | DARDEN, TREMMELL | S | 2         | 1-1         | 0-0        | 0-0        | 0        | 0        | 0        | 0        | 0        | 0        | 0        | 0        | 6         | -10 |
| TEAM          |                  |   |           | 0-0         |            |            | 0        | 1        | 1        | 0        |          | 0        |          |          |           |     |
| <b>TOTALS</b> |                  |   | <b>15</b> | <b>6-16</b> | <b>0-8</b> | <b>3-3</b> | <b>1</b> | <b>5</b> | <b>6</b> | <b>5</b> | <b>3</b> | <b>4</b> | <b>2</b> | <b>2</b> | <b>45</b> |     |

*Shooting By Period*

| Period   | FG    | FG%   | 3FG  | 3FG%  | FT    | FT%   |
|----------|-------|-------|------|-------|-------|-------|
| 2nd Half | 6-16  | 38%   | 0-8  | 00%   | 3-3   | 100%  |
| 2nd Half | 20-31 | 65%   | 7-13 | 54%   | 7-8   | 88%   |
| Game     | 33-64 | 51.6% | 7-28 | 25.0% | 13-15 | 86.7% |

*Game Notes:*

Officials: **Jeff Anderson, Ray Natili, Alfred Smith**

Start Time: **06:00 PM**

| Score | 1st | 2nd | 3rd | 4th | TOT       |
|-------|-----|-----|-----|-----|-----------|
| REG   | 22  | 18  | 15  | 16  | <b>71</b> |
| REG   | 17  | 15  | 33  | 21  | <b>86</b> |

| Points (This Period) | REG           | REG           |
|----------------------|---------------|---------------|
| In the Paint         | 8             | 6             |
| Off Turns            | 3             | 2             |
| 2nd Chance           | 1             | 0             |
| Fast Break           | 2             | 2             |
| Bench                | 13            | 4             |
| Per Poss             | 0.947<br>9/19 | 0.750<br>8/20 |

**Official Play-By-Play**  
**The Region vs The Region**  
**Second Quarter**  
**July 23, 2021 at Covelli Center**



**Period 2**

**Starters:**

**The Region:** 3 THORNTON, MARCUS (P); 12 SHORTER, SHANNON (P); 15 SLOAN, DONALD (P); 19 WILSON, JEREMIAH (P); 54 DANIELS, CHRIS (C);

**The Money Team:** 1 CRAWFORD, JORDON (P); 2 LEDBETTER, JEFF (S); 3 JONES, JARROD (P); 9 SMITH, TAYLOR (P); 22 JENKINS, CHARLES (S);

| Time  | VISITORS: The Region                 | Score | Margin | HOME: The Region                  |
|-------|--------------------------------------|-------|--------|-----------------------------------|
| 09:00 | SUB OUT: OLASEWERE, JAMAL            |       |        |                                   |
| 09:00 | SUB OUT: THORNTON, MARCUS            |       |        |                                   |
| 09:00 | SUB OUT: JONES, SHAWN                |       |        |                                   |
| 09:00 | SUB OUT: WIDEMAN, TYLER              |       |        |                                   |
| 09:00 | SUB OUT: JOHNSON, REGINALD           |       |        |                                   |
| 09:00 | SUB IN: ROLLINS, ZACK                |       |        |                                   |
| 09:00 | SUB IN: SHORTER, SHANNON             |       |        |                                   |
| 09:00 | SUB IN: SLOAN, DONALD                |       |        |                                   |
| 09:00 | SUB IN: WILSON, JEREMIAH             |       |        |                                   |
| 09:00 | SUB IN: DANIELS, CHRIS               |       |        |                                   |
| 08:44 |                                      |       |        | MISSED 3PTR by MUNFORD, XAVIER    |
| 08:40 | REBOUND (DEF) by DANIELS, CHRIS      |       |        |                                   |
| 08:37 | TURNOVER by WILSON, JEREMIAH [PNT]   |       |        |                                   |
| 08:37 |                                      |       |        | STEAL by MUNFORD, XAVIER          |
| 08:30 |                                      |       |        | TURNOVER by MUNFORD, XAVIER [PNT] |
| 08:30 | STEAL by SLOAN, DONALD               |       |        |                                   |
| 08:23 | MISSED JUMPER by SHORTER, SHANNON    |       |        |                                   |
| 08:23 |                                      |       |        | BLOCK by JONES, JARROD            |
| 08:23 | REBOUND (OFF) by ROLLINS, ZACK       |       |        |                                   |
| 08:23 |                                      |       |        | FOUL by LEDBETTER, JEFF           |
| 08:23 | MISSED FT by SHORTER, SHANNON        |       |        |                                   |
| 08:23 | REBOUND (DEADB) by TEAM              |       |        |                                   |
| 08:23 | SUB OUT: ROLLINS, ZACK               |       |        |                                   |
| 08:23 | SUB IN: OLASEWERE, JAMAL             |       |        |                                   |
| 08:23 | GOOD! FT by SHORTER, SHANNON         | 17-23 | V 6    |                                   |
| 08:10 |                                      |       |        | TURNOVER by LEDBETTER, JEFF [PNT] |
| 08:10 | STEAL by SHORTER, SHANNON            |       |        |                                   |
| 08:03 | MISSED 3PTR by SLOAN, DONALD         |       |        |                                   |
| 08:01 |                                      |       |        | REBOUND (DEF) by TEAM             |
| 07:51 |                                      | 19-23 | V 4    | GOOD! JUMPER by MUNFORD, XAVIER   |
| 07:34 | TURNOVER by DANIELS, CHRIS           |       |        |                                   |
| 07:34 |                                      |       |        | STEAL by LEDBETTER, JEFF          |
| 07:29 |                                      |       |        | MISSED 3PTR by JONES, JARROD      |
| 07:22 | REBOUND (DEF) by TEAM                |       |        |                                   |
| 06:55 |                                      |       |        | SUB OUT: MUNFORD, XAVIER          |
| 06:55 |                                      |       |        | SUB OUT: DARDEN, TREMMELL         |
| 06:55 |                                      |       |        | SUB IN: CRAWFORD, JORDON          |
| 06:55 |                                      |       |        | SUB IN: JENKINS, CHARLES          |
| 06:52 | TURNOVER by TEAM                     |       |        |                                   |
| 06:52 |                                      |       |        | SUB OUT: CRAWFORD, JORDON         |
| 06:52 |                                      |       |        | SUB IN: MUNFORD, XAVIER           |
| 06:39 |                                      | 21-23 | V 2    | GOOD! LAYUP by JONES, JARROD      |
| 06:39 |                                      |       |        | ASSIST by SMITH, TAYLOR           |
| 06:16 | MISSED JUMPER by SHORTER, SHANNON    |       |        |                                   |
| 06:13 |                                      |       |        | REBOUND (DEF) by LEDBETTER, JEFF  |
| 06:10 |                                      |       |        | MISSED 3PTR by LEDBETTER, JEFF    |
| 06:06 | REBOUND (DEF) by SHORTER, SHANNON    |       |        |                                   |
| 06:00 | MISSED 3PTR by DANIELS, CHRIS        |       |        |                                   |
| 05:56 |                                      |       |        | REBOUND (DEF) by LEDBETTER, JEFF  |
| 05:47 | FOUL by DANIELS, CHRIS [PNT]         |       |        |                                   |
| 05:47 |                                      | 22-23 | V 1    | GOOD! FT by JONES, JARROD         |
| 05:47 |                                      |       |        | SUB OUT: MUNFORD, XAVIER          |
| 05:47 |                                      |       |        | SUB IN: CRAWFORD, JORDON          |
| 05:47 | SUB OUT: SHORTER, SHANNON            |       |        |                                   |
| 05:47 | SUB OUT: DANIELS, CHRIS              |       |        |                                   |
| 05:47 | SUB IN: THORNTON, MARCUS             |       |        |                                   |
| 05:47 | SUB IN: WIDEMAN, TYLER               |       |        |                                   |
| 05:47 |                                      | 23-23 | T      | GOOD! FT by JONES, JARROD         |
| 05:34 |                                      |       |        | FOUL by CRAWFORD, JORDON          |
| 05:31 | MISSED JUMPER by THORNTON, MARCUS    |       |        |                                   |
| 05:29 | REBOUND (OFF) by TEAM                |       |        |                                   |
| 05:22 | TURNOVER by WILSON, JEREMIAH         |       |        |                                   |
| 05:04 |                                      |       |        | TURNOVER by JONES, JARROD         |
| 05:00 | MISSED LAYUP by WIDEMAN, TYLER [PNT] |       |        |                                   |
| 05:00 |                                      |       |        | REBOUND (DEF) by JONES, JARROD    |



| Time  | VISITORS: The Region               | Score | Margin | HOME: The Region                       |
|-------|------------------------------------|-------|--------|--|
| 05:00 | FOUL by WIDEMAN, TYLER             |       |        |  |
| 04:50 |                                    |       |        | MISSED LAYUP by CRAWFORD, JORDON       |
| 04:48 | REBOUND (DEF) by OLASEWERE, JAMAL  |       |        |  |
| 04:41 | MISSED LAYUP by THORNTON, MARCUS   |       |        |  |
| 04:41 |                                    |       |        | BLOCK by SMITH, TAYLOR                 |
| 04:36 |                                    |       |        | REBOUND (DEF) by LEDBETTER, JEFF       |
| 04:32 |                                    | 25-23 | H 2    | GOOD! JUMPER by JENKINS, CHARLES [FB]  |
| 04:32 |                                    |       |        | ASSIST by LEDBETTER, JEFF              |
| 04:15 | GOOD! LAYUP by OLASEWERE, JAMAL    | 25-25 | T      |  |
| 04:04 |                                    | 27-25 | H 2    | GOOD! JUMPER by SMITH, TAYLOR [PNT]    |
| 04:04 |                                    |       |        | ASSIST by CRAWFORD, JORDON             |
| 03:57 |                                    |       |        | FOUL by JONES, JARROD                  |
| 03:57 | TIMEOUT MEDIA                      |       |        |  |
| 03:57 |                                    |       |        | SUB OUT: LEDBETTER, JEFF               |
| 03:57 |                                    |       |        | SUB OUT: SMITH, TAYLOR                 |
| 03:57 |                                    |       |        | SUB IN: MUNFORD, XAVIER                |
| 03:57 |                                    |       |        | SUB IN: DARDEN, TREMMELL               |
| 03:57 | GOOD! FT by WILSON, JEREMIAH       | 27-26 | H 1    |  |
| 03:57 | GOOD! FT by WILSON, JEREMIAH       | 27-27 | T      |  |
| 03:57 | SUB OUT: WILSON, JEREMIAH          |       |        |  |
| 03:57 | SUB IN: JONES, SHAWN               |       |        |  |
| 03:37 |                                    | 29-27 | H 2    | GOOD! JUMPER by DARDEN, TREMMELL [PNT] |
| 03:22 | GOOD! 3PTR by WIDEMAN, TYLER       | 29-30 | V 1    |  |
| 03:22 | ASSIST by THORNTON, MARCUS         |       |        |  |
| 02:48 |                                    |       |        | MISSED JUMPER by MUNFORD, XAVIER [PNT] |
| 02:45 | REBOUND (DEF) by WIDEMAN, TYLER    |       |        |  |
| 02:40 | GOOD! LAYUP by WIDEMAN, TYLER [FB] | 29-32 | V 3    |  |
| 02:36 |                                    |       |        | TIMEOUT 30SEC                          |
| 02:33 |                                    |       |        | MISSED 3PTR by MUNFORD, XAVIER         |
| 02:31 | REBOUND (DEF) by WIDEMAN, TYLER    |       |        |  |
| 02:19 | GOOD! JUMPER by JONES, SHAWN       | 29-34 | V 5    |  |
| 02:19 | ASSIST by SLOAN, DONALD            |       |        |  |
| 02:02 |                                    |       |        | MISSED 3PTR by JENKINS, CHARLES        |
| 01:58 | REBOUND (DEF) by JONES, SHAWN      |       |        |  |
| 01:49 | GOOD! JUMPER by WIDEMAN, TYLER     | 29-36 | V 7    |  |
| 01:25 |                                    | 31-36 | V 5    | GOOD! JUMPER by JONES, JARROD          |
| 01:25 | FOUL by JONES, SHAWN               |       |        |  |
| 01:25 |                                    |       |        | SUB OUT: JENKINS, CHARLES              |
| 01:25 |                                    |       |        | SUB IN: LEDBETTER, JEFF                |
| 01:25 | SUB OUT: SLOAN, DONALD             |       |        |  |
| 01:25 | SUB IN: SHORTER, SHANNON           |       |        |  |
| 01:25 |                                    | 32-36 | V 4    | GOOD! FT by JONES, JARROD              |
| 01:13 |                                    |       |        | FOUL by JONES, JARROD                  |
| 01:13 | GOOD! FT by WIDEMAN, TYLER         | 32-37 | V 5    |  |
| 01:13 | GOOD! FT by WIDEMAN, TYLER         | 32-38 | V 6    |  |
| 00:59 |                                    |       |        | TURNOVER by JONES, JARROD              |
| 00:59 | STEAL by JONES, SHAWN              |       |        |  |
| 00:56 |                                    |       |        | FOUL by LEDBETTER, JEFF                |
| 00:56 | GOOD! FT by SHORTER, SHANNON       | 32-39 | V 7    |  |
| 00:56 | GOOD! FT by SHORTER, SHANNON       | 32-40 | V 8    |  |
| 00:49 |                                    |       |        | MISSED 3PTR by JONES, JARROD           |
| 00:45 |                                    |       |        | REBOUND (OFF) by LEDBETTER, JEFF       |
| 00:42 |                                    |       |        | MISSED 3PTR by CRAWFORD, JORDON        |
| 00:39 | REBOUND (DEF) by SHORTER, SHANNON  |       |        |  |
| 00:28 | TURNOVER by THORNTON, MARCUS       |       |        |  |
| 00:05 |                                    |       |        | MISSED 3PTR by LEDBETTER, JEFF         |
| 00:02 | REBOUND (DEF) by OLASEWERE, JAMAL  |       |        |  |

### The Region 40, The Region 32

| Points (This Period) | REG           | REG           |
|----------------------|---------------|---------------|
| In the Paint         | 8             | 6             |
| Off Turns            | 3             | 2             |
| 2nd Chance           | 1             | 0             |
| Fast Break           | 2             | 2             |
| Bench                | 13            | 4             |
| Per Poss             | 0.947<br>9/19 | 0.750<br>8/20 |

**Official Box Score**  
**The Region vs The Region**  
**Second Half Statistics Only**  
**July 23, 2021 at Covelli Center**



### The Region 31

| No.           | Player            | S | Pts       | FG           | 3FG         | FT          | OR       | DR       | TR        | PF       | A        | TO       | Blk      | Stl      | Min       | +/-      |
|---------------|-------------------|---|-----------|--------------|-------------|-------------|----------|----------|-----------|----------|----------|----------|----------|----------|-----------|----------|
| 01            | OLASEWERE, JAMAL  | P | 4         | 1-3          | 0-1         | 2-3         | 1        | 0        | 1         | 2        | 0        | 0        | 0        | 1        | 14        | -8       |
| 03            | THORNTON, MARCUS  | P | 2         | 1-5          | 0-3         | 0-0         | 1        | 0        | 1         | 0        | 0        | 0        | 0        | 0        | 13        | -22      |
| 04            | ROLLINS, ZACK     | S | 0         | 0-0          | 0-0         | 0-0         | 0        | 0        | 0         | 0        | 0        | 0        | 0        | 0        | 0         | 0        |
| 11            | JONES, SHAWN      | C | 1         | 0-1          | 0-0         | 1-2         | 0        | 1        | 1         | 1        | 0        | 1        | 0        | 0        | 5         | -3       |
| 12            | SHORTER, SHANNON  | P | 12        | 4-8          | 1-3         | 3-4         | 0        | 2        | 2         | 1        | 2        | 2        | 0        | 0        | 16        | -20      |
| 15            | SLOAN, DONALD     | P | 2         | 1-3          | 0-1         | 0-0         | 0        | 0        | 0         | 0        | 0        | 0        | 0        | 0        | 16        | -20      |
| 19            | WILSON, JEREMIAH  | P | 5         | 1-6          | 0-3         | 3-4         | 1        | 2        | 3         | 2        | 0        | 0        | 1        | 0        | 14        | -14      |
| 23            | WIDEMAN, TYLER    | P | 0         | 0-1          | 0-1         | 0-0         | 0        | 2        | 2         | 2        | 0        | 1        | 0        | 1        | 8         | -6       |
| 32            | JOHNSON, REGINALD | P | 0         | 0-0          | 0-0         | 0-0         | 0        | 0        | 0         | 0        | 0        | 0        | 0        | 0        | 0         | 0        |
| 54            | DANIELS, CHRIS    | C | 5         | 2-3          | 1-2         | 0-0         | 1        | 0        | 1         | 1        | 0        | 0        | 0        | 0        | 6         | -15      |
|               | TEAM              |   | 0         | 0-0          | 0-0         | 0-0         | 1        | 0        | 1         | 0        | 0        | 0        | 0        | 0        | 0         | 0        |
| <b>TOTALS</b> |                   |   | <b>31</b> | <b>10-30</b> | <b>2-14</b> | <b>9-13</b> | <b>5</b> | <b>7</b> | <b>12</b> | <b>9</b> | <b>2</b> | <b>4</b> | <b>1</b> | <b>2</b> | <b>90</b> | <b>0</b> |

*Shooting By Period*

| Period   | FG    | FG%   | 3FG  | 3FG%  | FT    | FT%   |
|----------|-------|-------|------|-------|-------|-------|
| 2nd Half | 10-30 | 33%   | 2-14 | 14%   | 9-13  | 69%   |
| Game     | 23-61 | 37.7% | 6-28 | 21.4% | 19-24 | 79.2% |

*Last FG Half: REG 4th-03:59*

### The Region 54

| No.           | Player           | S | Pts       | FG           | 3FG         | FT         | OR       | DR        | TR        | PF        | A         | TO       | Blk      | Stl      | Min       | +/-      |
|---------------|------------------|---|-----------|--------------|-------------|------------|----------|-----------|-----------|-----------|-----------|----------|----------|----------|-----------|----------|
| 01            | CRAWFORD, JORDON | P | 10        | 4-7          | 2-3         | 0-0        | 1        | 1         | 2         | 0         | 5         | 0        | 0        | 0        | 17        | 21       |
| 02            | LEDBETTER, JEFF  | S | 6         | 2-3          | 2-3         | 0-0        | 0        | 4         | 4         | 1         | 1         | 1        | 0        | 0        | 13        | 21       |
| 03            | JONES, JARROD    | P | 11        | 4-8          | 0-2         | 3-4        | 0        | 3         | 3         | 1         | 0         | 0        | 0        | 0        | 15        | 17       |
| 04            | GALLUP, EJ       | S | 0         | 0-0          | 0-0         | 0-0        | 0        | 0         | 0         | 0         | 0         | 0        | 0        | 0        | 0         | 0        |
| 05            | MUNFORD, XAVIER  | S | 4         | 2-4          | 0-1         | 0-0        | 0        | 5         | 5         | 3         | 1         | 2        | 0        | 0        | 10        | 8        |
| 09            | SMITH, TAYLOR    | P | 6         | 3-3          | 0-0         | 0-0        | 2        | 1         | 3         | 3         | 1         | 1        | 0        | 0        | 12        | 16       |
| 21            | DARDEN, TREMMELL | S | 6         | 2-3          | 0-1         | 2-2        | 0        | 1         | 1         | 0         | 0         | 0        | 1        | 1        | 12        | 9        |
| 22            | JENKINS, CHARLES | S | 11        | 3-3          | 3-3         | 2-2        | 0        | 1         | 1         | 2         | 2         | 0        | 0        | 1        | 11        | 15       |
|               | TEAM             |   | 0         | 0-0          | 0-0         | 0-0        | 2        | 0         | 2         | 0         | 0         | 0        | 0        | 0        | 0         | 0        |
| <b>TOTALS</b> |                  |   | <b>54</b> | <b>20-31</b> | <b>7-13</b> | <b>7-8</b> | <b>5</b> | <b>16</b> | <b>21</b> | <b>10</b> | <b>10</b> | <b>4</b> | <b>1</b> | <b>2</b> | <b>90</b> | <b>0</b> |

*Shooting By Period*

| Period   | FG    | FG%   | 3FG  | 3FG%  | FT    | FT%   |
|----------|-------|-------|------|-------|-------|-------|
| 2nd Half | 20-31 | 65%   | 7-13 | 54%   | 7-8   | 88%   |
| Game     | 33-64 | 51.6% | 7-28 | 25.0% | 13-15 | 86.7% |

*Last FG Half: TMT 4th-03:59*

Game Notes:

Officials: Jeff Anderson, Ray Natili, Alfred Smith

Start Time: 06:00 PM

| Score | 1st | 2nd | 3rd | 4th | TOT       |
|-------|-----|-----|-----|-----|-----------|
| REG   | 22  | 18  | 15  | 16  | <b>71</b> |
| REG   | 17  | 15  | 33  | 21  | <b>86</b> |

| Points from (This Period) | REG | REG |
|---------------------------|-----|-----|
| In the Paint              | 14  | 24  |
| Off Turns                 | 3   | 9   |
| 2nd Chance                | 6   | 6   |
| Fast Break                | 6   | 7   |
| Bench                     | 5   | 10  |

**Official Box Score**  
**The Region vs The Region**  
**Third Quarter Statistics Only**  
**July 23, 2021 at Covelli Center**



### The Region 31

| No.           | Player            | S | Pts       | FG          | 3FG        | FT         | OR       | DR       | TR       | PF       | A        | TO       | Blk      | Stl      | Min       | +/- |
|---------------|-------------------|---|-----------|-------------|------------|------------|----------|----------|----------|----------|----------|----------|----------|----------|-----------|-----|
| 03            | THORNTON, MARCUS  | P | 2         | 1-3         | 0-1        | 0-0        | 0        | 0        | 0        | 0        | 0        | 0        | 0        | 0        | 6         | -17 |
| 12            | SHORTER, SHANNON  | P | 5         | 2-4         | 0-1        | 1-1        | 0        | 1        | 1        | 1        | 1        | 1        | 0        | 0        | 8         | -16 |
| 15            | SLOAN, DONALD     | P | 0         | 0-1         | 0-0        | 0-0        | 0        | 0        | 0        | 0        | 0        | 0        | 0        | 0        | 9         | -18 |
| 19            | WILSON, JEREMIAH  | P | 2         | 0-3         | 0-1        | 2-2        | 0        | 1        | 1        | 2        | 0        | 0        | 0        | 0        | 7         | -12 |
| 54            | DANIELS, CHRIS    | C | 3         | 1-2         | 1-2        | 0-0        | 0        | 0        | 0        | 1        | 0        | 0        | 0        | 0        | 4         | -10 |
| 01            | OLASEWERE, JAMAL  | P | 3         | 1-1         | 0-0        | 1-2        | 1        | 0        | 1        | 0        | 0        | 0        | 0        | 0        | 5         | -8  |
| 04            | ROLLINS, ZACK     | S | 0         | 0-0         | 0-0        | 0-0        | 0        | 0        | 0        | 0        | 0        | 0        | 0        | 0        | 0         | 0   |
| 11            | JONES, SHAWN      | C | 0         | 0-0         | 0-0        | 0-0        | 0        | 0        | 0        | 1        | 0        | 1        | 0        | 0        | 1         | -1  |
| 23            | WIDEMAN, TYLER    | P | 0         | 0-1         | 0-1        | 0-0        | 0        | 1        | 1        | 0        | 0        | 1        | 0        | 1        | 6         | -8  |
| 32            | JOHNSON, REGINALD | P | 0         | 0-0         | 0-0        | 0-0        | 0        | 0        | 0        | 0        | 0        | 0        | 0        | 0        | 0         | 0   |
| TEAM          |                   |   |           | 0-0         |            |            | 0        | 0        | 0        | 0        |          | 0        |          |          |           |     |
| <b>TOTALS</b> |                   |   | <b>15</b> | <b>5-15</b> | <b>1-6</b> | <b>4-5</b> | <b>1</b> | <b>3</b> | <b>4</b> | <b>5</b> | <b>1</b> | <b>3</b> | <b>0</b> | <b>1</b> | <b>45</b> |     |

*Shooting By Period*

| Period   | FG    | FG%   | 3FG  | 3FG%  | FT    | FT%   |
|----------|-------|-------|------|-------|-------|-------|
| 2nd Half | 0-0   | 0%    | 0-0  | 0%    | 0-0   | 0%    |
| Game     | 23-61 | 37.7% | 6-28 | 21.4% | 19-24 | 79.2% |

### The Region 54

| No.           | Player           | S | Pts       | FG           | 3FG        | FT         | OR       | DR        | TR        | PF       | A        | TO       | Blk      | Stl      | Min       | +/- |
|---------------|------------------|---|-----------|--------------|------------|------------|----------|-----------|-----------|----------|----------|----------|----------|----------|-----------|-----|
| 01            | CRAWFORD, JORDON | P | 6         | 2-4          | 2-3        | 0-0        | 0        | 0         | 0         | 0        | 3        | 0        | 0        | 0        | 8         | 16  |
| 02            | LEDBETTER, JEFF  | S | 3         | 1-1          | 1-1        | 0-0        | 0        | 3         | 3         | 1        | 1        | 1        | 0        | 0        | 8         | 15  |
| 03            | JONES, JARROD    | P | 5         | 1-2          | 0-1        | 3-4        | 0        | 1         | 1         | 1        | 0        | 0        | 0        | 0        | 8         | 16  |
| 09            | SMITH, TAYLOR    | P | 2         | 1-1          | 0-0        | 0-0        | 1        | 1         | 2         | 2        | 1        | 1        | 0        | 0        | 6         | 15  |
| 22            | JENKINS, CHARLES | S | 11        | 3-3          | 3-3        | 2-2        | 0        | 1         | 1         | 0        | 2        | 0        | 0        | 1        | 5         | 12  |
| 04            | GALLUP, EJ       | S | 0         | 0-0          | 0-0        | 0-0        | 0        | 0         | 0         | 0        | 0        | 0        | 0        | 0        | 0         | 0   |
| 05            | MUNFORD, XAVIER  | S | 4         | 2-2          | 0-0        | 0-0        | 0        | 3         | 3         | 0        | 0        | 1        | 0        | 0        | 5         | 8   |
| 21            | DARDEN, TREMMELL | S | 2         | 1-2          | 0-1        | 0-0        | 0        | 1         | 1         | 0        | 0        | 0        | 1        | 1        | 5         | 8   |
| TEAM          |                  |   |           | 0-0          |            |            | 1        | 0         | 1         | 0        |          | 0        |          |          |           |     |
| <b>TOTALS</b> |                  |   | <b>33</b> | <b>11-15</b> | <b>6-9</b> | <b>5-6</b> | <b>2</b> | <b>10</b> | <b>12</b> | <b>4</b> | <b>7</b> | <b>3</b> | <b>1</b> | <b>2</b> | <b>45</b> |     |

*Shooting By Period*

| Period   | FG    | FG%   | 3FG  | 3FG%  | FT    | FT%   |
|----------|-------|-------|------|-------|-------|-------|
| 2nd Half | 0-0   | 0%    | 0-0  | 0%    | 0-0   | 0%    |
| Game     | 33-64 | 51.6% | 7-28 | 25.0% | 13-15 | 86.7% |

Game Notes:

Officials: **Jeff Anderson, Ray Natili, Alfred Smith**

Start Time: **06:00 PM**

| Score | 1st | 2nd | 3rd | 4th | TOT       |
|-------|-----|-----|-----|-----|-----------|
| REG   | 22  | 18  | 15  | 16  | <b>71</b> |
| REG   | 17  | 15  | 33  | 21  | <b>86</b> |

| Points (This Period) | REG           | REG            |
|----------------------|---------------|----------------|
| In the Paint         | 6             | 10             |
| Off Turns            | 2             | 7              |
| 2nd Chance           | 2             | 2              |
| Fast Break           | 3             | 7              |
| Bench                | 3             | 6              |
| Per Poss             | 0.789<br>7/19 | 1.737<br>14/19 |

**Official Play-By-Play**  
**The Region vs The Region**  
**Third Quarter**  
**July 23, 2021 at Covelli Center**



**Period 3**

**Starters:**

**The Region:** 3 THORNTON, MARCUS (P); 12 SHORTER, SHANNON (P); 15 SLOAN, DONALD (P); 19 WILSON, JEREMIAH (P); 54 DANIELS, CHRIS (C);

**The Money Team:** 1 CRAWFORD, JORDON (P); 2 LEDBETTER, JEFF (S); 3 JONES, JARROD (P); 9 SMITH, TAYLOR (P); 22 JENKINS, CHARLES (S);

| Time  | VISITORS: The Region                 | Score | Margin | HOME: The Region                    |
|-------|--------------------------------------|-------|--------|-------------------------------------|
| 09:00 |                                      |       |        | SUB OUT: MUNFORD, XAVIER            |
| 09:00 |                                      |       |        | SUB OUT: DARDEN, TREMMELL           |
| 09:00 |                                      |       |        | SUB IN: SMITH, TAYLOR               |
| 09:00 |                                      |       |        | SUB IN: JENKINS, CHARLES            |
| 09:00 | SUB OUT: OLASEWERE, JAMAL            |       |        |                                     |
| 09:00 | SUB OUT: JONES, SHAWN                |       |        |                                     |
| 09:00 | SUB OUT: WIDEMAN, TYLER              |       |        |                                     |
| 09:00 | SUB IN: SLOAN, DONALD                |       |        |                                     |
| 09:00 | SUB IN: WILSON, JEREMIAH             |       |        |                                     |
| 09:00 | SUB IN: DANIELS, CHRIS               |       |        |                                     |
| 08:47 | MISSED JUMPER by WILSON, JEREMIAH    |       |        |                                     |
| 08:44 |                                      |       |        | REBOUND (DEF) by LEDBETTER, JEFF    |
| 08:29 |                                      |       |        | MISSED LAYUP by CRAWFORD, JORDON    |
| 08:28 |                                      |       |        | REBOUND (OFF) by TEAM               |
| 08:18 | FOUL by WILSON, JEREMIAH [PNT]       |       |        |                                     |
| 08:18 |                                      | 33-40 | V 7    | GOOD! FT by JONES, JARROD           |
| 08:18 |                                      | 34-40 | V 6    | GOOD! FT by JONES, JARROD           |
| 08:01 | MISSED JUMPER by THORNTON, MARCUS    |       |        |                                     |
| 07:56 |                                      |       |        | REBOUND (DEF) by LEDBETTER, JEFF    |
| 07:50 |                                      | 36-40 | V 4    | GOOD! LAYUP by SMITH, TAYLOR        |
| 07:50 |                                      |       |        | ASSIST by JENKINS, CHARLES          |
| 07:37 | MISSED 3PTR by THORNTON, MARCUS      |       |        |                                     |
| 07:34 |                                      |       |        | REBOUND (DEF) by JONES, JARROD      |
| 07:23 |                                      |       |        | MISSED 3PTR by JONES, JARROD        |
| 07:19 | REBOUND (DEF) by SHORTER, SHANNON    |       |        |                                     |
| 07:15 | GOOD! LAYUP by SHORTER, SHANNON [FB] | 36-42 | V 6    |                                     |
| 07:15 |                                      |       |        | FOUL by JONES, JARROD               |
| 07:15 | GOOD! FT by SHORTER, SHANNON [FB]    | 36-43 | V 7    |                                     |
| 07:01 |                                      | 39-43 | V 4    | GOOD! 3PTR by JENKINS, CHARLES      |
| 07:01 |                                      |       |        | ASSIST by LEDBETTER, JEFF           |
| 06:50 | GOOD! 3PTR by DANIELS, CHRIS         | 39-46 | V 7    |                                     |
| 06:50 | ASSIST by SHORTER, SHANNON           |       |        |                                     |
| 06:44 | FOUL by DANIELS, CHRIS               |       |        |                                     |
| 06:44 |                                      | 40-46 | V 6    | GOOD! FT by JENKINS, CHARLES        |
| 06:44 |                                      | 41-46 | V 5    | GOOD! FT by JENKINS, CHARLES        |
| 06:35 | MISSED 3PTR by SHORTER, SHANNON      |       |        |                                     |
| 06:32 |                                      |       |        | REBOUND (DEF) by JENKINS, CHARLES   |
| 06:27 |                                      | 44-46 | V 2    | GOOD! 3PTR by CRAWFORD, JORDON [FB] |
| 06:27 |                                      |       |        | ASSIST by JENKINS, CHARLES          |
| 06:09 | MISSED 3PTR by DANIELS, CHRIS        |       |        |                                     |
| 06:07 |                                      |       |        | REBOUND (DEF) by LEDBETTER, JEFF    |
| 06:07 | FOUL by SHORTER, SHANNON             |       |        |                                     |
| 06:00 |                                      | 47-46 | H 1    | GOOD! 3PTR by CRAWFORD, JORDON      |
| 05:47 | GOOD! JUMPER by THORNTON, MARCUS     | 47-48 | V 1    |                                     |
| 05:34 |                                      | 50-48 | H 2    | GOOD! 3PTR by JENKINS, CHARLES      |
| 05:34 |                                      |       |        | ASSIST by CRAWFORD, JORDON          |
| 05:24 | MISSED LAYUP by SHORTER, SHANNON     |       |        |                                     |
| 05:20 |                                      |       |        | REBOUND (DEF) by SMITH, TAYLOR      |
| 05:13 |                                      |       |        | SUB OUT: LEDBETTER, JEFF            |
| 05:13 |                                      |       |        | SUB OUT: JENKINS, CHARLES           |
| 05:13 |                                      |       |        | SUB IN: MUNFORD, XAVIER             |
| 05:13 |                                      |       |        | SUB IN: DARDEN, TREMMELL            |
| 05:13 | SUB OUT: WILSON, JEREMIAH            |       |        |                                     |
| 05:13 | SUB OUT: DANIELS, CHRIS              |       |        |                                     |
| 05:13 | SUB IN: OLASEWERE, JAMAL             |       |        |                                     |
| 05:13 | SUB IN: WIDEMAN, TYLER               |       |        |                                     |
| 05:06 |                                      |       |        | MISSED 3PTR by CRAWFORD, JORDON     |
| 05:03 | REBOUND (DEF) by WIDEMAN, TYLER      |       |        |                                     |
| 04:48 | TURNOVER by WIDEMAN, TYLER           |       |        |                                     |
| 04:48 |                                      |       |        | STEAL by JENKINS, CHARLES           |
| 04:35 |                                      | 53-48 | H 5    | GOOD! 3PTR by JENKINS, CHARLES      |
| 04:35 |                                      |       |        | ASSIST by SMITH, TAYLOR             |
| 04:31 | TIMEOUT 30SEC                        |       |        |                                     |
| 04:31 |                                      |       |        | SUB OUT: CRAWFORD, JORDON           |
| 04:31 |                                      |       |        | SUB OUT: JONES, JARROD              |

| Time  | VISITORS: The Region                   | Score | Margin | HOME: The Region                       |
|-------|--|-------|--------|--|
| 04:31 |  |       |        | SUB IN: LEDBETTER, JEFF                |
| 04:31 |  |       |        | SUB IN: JENKINS, CHARLES               |
| 04:25 | MISSED LAYUP by SLOAN, DONALD          |       |        |  |
| 04:25 |  |       |        | BLOCK by DARDEN, TREMMELL              |
| 04:21 |  |       |        | REBOUND (DEF) by MUNFORD, XAVIER       |
| 04:20 |  | 55-48 | H 7    | GOOD! LAYUP by MUNFORD, XAVIER [FB]    |
| 03:57 |  |       |        | FOUL by SMITH, TAYLOR                  |
| 03:57 | TIMEOUT MEDIA                          |       |        |  |
| 03:57 | SUB OUT: THORNTON, MARCUS              |       |        |  |
| 03:57 | SUB IN: JONES, SHAWN                   |       |        |  |
| 03:54 | TURNOVER by JONES, SHAWN               |       |        |  |
| 03:54 |  |       |        | STEAL by DARDEN, TREMMELL              |
| 03:49 |  | 57-48 | H 9    | GOOD! DUNK by MUNFORD, XAVIER [FB]     |
| 03:31 |  |       |        | FOUL by SMITH, TAYLOR                  |
| 03:31 | GOOD! FT by OLASEWERE, JAMAL           | 57-49 | H 8    |  |
| 03:31 | MISSED FT by OLASEWERE, JAMAL          |       |        |  |
| 03:30 |  |       |        | REBOUND (DEF) by DARDEN, TREMMELL      |
| 03:29 | FOUL by JONES, SHAWN                   |       |        |  |
| 03:23 | SUB OUT: JONES, SHAWN                  |       |        |  |
| 03:23 | SUB IN: WILSON, JEREMIAH               |       |        |  |
| 03:11 |  |       |        | MISSED 3PTR by DARDEN, TREMMELL        |
| 03:08 |  |       |        | REBOUND (OFF) by SMITH, TAYLOR         |
| 03:07 |  |       |        | TURNOVER by SMITH, TAYLOR [PNT]        |
| 03:07 | STEAL by WIDEMAN, TYLER                |       |        |  |
| 03:02 |  |       |        | FOUL by LEDBETTER, JEFF                |
| 03:02 | GOOD! FT by WILSON, JEREMIAH           | 57-50 | H 7    |  |
| 03:02 |  |       |        | SUB OUT: SMITH, TAYLOR                 |
| 03:02 |  |       |        | SUB OUT: JENKINS, CHARLES              |
| 03:02 |  |       |        | SUB IN: CRAWFORD, JORDON               |
| 03:02 |  |       |        | SUB IN: JONES, JARROD                  |
| 03:02 | GOOD! FT by WILSON, JEREMIAH           | 57-51 | H 6    |  |
| 02:50 |  |       |        | TURNOVER by MUNFORD, XAVIER [PNT]      |
| 02:39 | MISSED 3PTR by WILSON, JEREMIAH        |       |        |  |
| 02:35 |  |       |        | REBOUND (DEF) by MUNFORD, XAVIER       |
| 02:24 |  | 59-51 | H 8    | GOOD! JUMPER by JONES, JARROD          |
| 02:24 |  |       |        | ASSIST by CRAWFORD, JORDON             |
| 02:11 | MISSED 3PTR by WIDEMAN, TYLER          |       |        |  |
| 02:08 |  |       |        | REBOUND (DEF) by MUNFORD, XAVIER       |
| 02:00 |  |       |        | TURNOVER by LEDBETTER, JEFF [PNT]      |
| 01:51 | TURNOVER by SHORTER, SHANNON           |       |        |  |
| 01:32 |  | 61-51 | H 10   | GOOD! JUMPER by DARDEN, TREMMELL [PNT] |
| 01:14 | GOOD! JUMPER by SHORTER, SHANNON [PNT] | 61-53 | H 8    |  |
| 01:05 |  |       |        | TIMEOUT 30SEC                          |
| 01:05 | SUB OUT: SHORTER, SHANNON              |       |        |  |
| 01:05 | SUB IN: THORNTON, MARCUS               |       |        |  |
| 00:56 | FOUL by WILSON, JEREMIAH               |       |        |  |
| 00:56 |  | 62-53 | H 9    | GOOD! FT by JONES, JARROD              |
| 00:56 |  |       |        | MISSED FT by JONES, JARROD             |
| 00:55 | REBOUND (DEF) by WILSON, JEREMIAH      |       |        |  |
| 00:37 | MISSED JUMPER by WILSON, JEREMIAH      |       |        |  |
| 00:33 | REBOUND (OFF) by OLASEWERE, JAMAL      |       |        |  |
| 00:32 | GOOD! JUMPER by OLASEWERE, JAMAL       | 62-55 | H 7    |  |
| 00:07 |  | 65-55 | H 10   | GOOD! 3PTR by LEDBETTER, JEFF          |
| 00:07 |  |       |        | ASSIST by CRAWFORD, JORDON             |

### The Region 55, The Region 65

| Points (This Period) | REG           | REG            |
|----------------------|---------------|----------------|
| In the Paint         | 6             | 10             |
| Off Turns            | 2             | 7              |
| 2nd Chance           | 2             | 2              |
| Fast Break           | 3             | 7              |
| Bench                | 3             | 6              |
| Per Poss             | 0.789<br>7/19 | 1.737<br>14/19 |

**Official Box Score**  
**The Region vs The Region**  
**Fourth Quarter Statistics Only**  
**July 23, 2021 at Covelli Center**



### The Region 16

| No.           | Player            | S | Pts       | FG          | 3FG        | FT         | OR       | DR       | TR       | PF       | A        | TO       | Blk      | Stl      | Min       | +/- |
|---------------|-------------------|---|-----------|-------------|------------|------------|----------|----------|----------|----------|----------|----------|----------|----------|-----------|-----|
| 03            | THORNTON, MARCUS  | P | 0         | 0-2         | 0-2        | 0-0        | 1        | 0        | 1        | 0        | 0        | 0        | 0        | 0        | 7         | -5  |
| 12            | SHORTER, SHANNON  | P | 7         | 2-4         | 1-2        | 2-3        | 0        | 1        | 1        | 0        | 1        | 1        | 0        | 0        | 8         | -4  |
| 15            | SLOAN, DONALD     | P | 2         | 1-2         | 0-1        | 0-0        | 0        | 0        | 0        | 0        | 0        | 0        | 0        | 0        | 7         | -2  |
| 19            | WILSON, JEREMIAH  | P | 3         | 1-3         | 0-2        | 1-2        | 1        | 1        | 2        | 0        | 0        | 0        | 1        | 0        | 7         | -2  |
| 54            | DANIELS, CHRIS    | C | 2         | 1-1         | 0-0        | 0-0        | 1        | 0        | 1        | 0        | 0        | 0        | 0        | 0        | 2         | -5  |
| 01            | OLASEWERE, JAMAL  | P | 1         | 0-2         | 0-1        | 1-1        | 0        | 0        | 0        | 2        | 0        | 0        | 0        | 1        | 9         | 0   |
| 04            | ROLLINS, ZACK     | S | 0         | 0-0         | 0-0        | 0-0        | 0        | 0        | 0        | 0        | 0        | 0        | 0        | 0        | 0         | 0   |
| 11            | JONES, SHAWN      | C | 1         | 0-1         | 0-0        | 1-2        | 0        | 1        | 1        | 0        | 0        | 0        | 0        | 0        | 4         | -2  |
| 23            | WIDEMAN, TYLER    | P | 0         | 0-0         | 0-0        | 0-0        | 0        | 1        | 1        | 2        | 0        | 0        | 0        | 0        | 2         | 2   |
| 32            | JOHNSON, REGINALD | P | 0         | 0-0         | 0-0        | 0-0        | 0        | 0        | 0        | 0        | 0        | 0        | 0        | 0        | 0         | 0   |
| TEAM          |                   |   |           | 0-0         |            |            | 1        | 0        | 1        | 0        |          | 0        |          |          |           |     |
| <b>TOTALS</b> |                   |   | <b>16</b> | <b>5-15</b> | <b>1-8</b> | <b>5-8</b> | <b>4</b> | <b>4</b> | <b>8</b> | <b>4</b> | <b>1</b> | <b>1</b> | <b>1</b> | <b>1</b> | <b>45</b> |     |

*Shooting By Period*

| Period | FG    | FG%   | 3FG  | 3FG%  | FT    | FT%   |
|--------|-------|-------|------|-------|-------|-------|
| Game   | 23-61 | 37.7% | 6-28 | 21.4% | 19-24 | 79.2% |

### The Region 21

| No.           | Player           | S | Pts       | FG          | 3FG        | FT         | OR       | DR       | TR       | PF       | A        | TO       | Blk      | Stl      | Min       | +/- |
|---------------|------------------|---|-----------|-------------|------------|------------|----------|----------|----------|----------|----------|----------|----------|----------|-----------|-----|
| 01            | CRAWFORD, JORDON | P | 4         | 2-3         | 0-0        | 0-0        | 1        | 1        | 2        | 0        | 2        | 0        | 0        | 0        | 9         | 5   |
| 02            | LEDBETTER, JEFF  | S | 3         | 1-2         | 1-2        | 0-0        | 0        | 1        | 1        | 0        | 0        | 0        | 0        | 0        | 5         | 6   |
| 03            | JONES, JARROD    | P | 6         | 3-6         | 0-1        | 0-0        | 0        | 2        | 2        | 0        | 0        | 0        | 0        | 0        | 7         | 1   |
| 09            | SMITH, TAYLOR    | P | 4         | 2-2         | 0-0        | 0-0        | 1        | 0        | 1        | 1        | 0        | 0        | 0        | 0        | 6         | 1   |
| 22            | JENKINS, CHARLES | S | 0         | 0-0         | 0-0        | 0-0        | 0        | 0        | 0        | 2        | 0        | 0        | 0        | 0        | 6         | 3   |
| 04            | GALLUP, EJ       | S | 0         | 0-0         | 0-0        | 0-0        | 0        | 0        | 0        | 0        | 0        | 0        | 0        | 0        | 0         | 0   |
| 05            | MUNFORD, XAVIER  | S | 0         | 0-2         | 0-1        | 0-0        | 0        | 2        | 2        | 3        | 1        | 1        | 0        | 0        | 5         | 0   |
| 21            | DARDEN, TREMMELL | S | 4         | 1-1         | 0-0        | 2-2        | 0        | 0        | 0        | 0        | 0        | 0        | 0        | 0        | 7         | 1   |
| TEAM          |                  |   |           | 0-0         |            |            | 1        | 0        | 1        | 0        |          | 0        |          |          |           |     |
| <b>TOTALS</b> |                  |   | <b>21</b> | <b>9-16</b> | <b>1-4</b> | <b>2-2</b> | <b>3</b> | <b>6</b> | <b>9</b> | <b>6</b> | <b>3</b> | <b>1</b> | <b>0</b> | <b>0</b> | <b>45</b> |     |

*Shooting By Period*

| Period | FG    | FG%   | 3FG  | 3FG%  | FT    | FT%   |
|--------|-------|-------|------|-------|-------|-------|
| Game   | 33-64 | 51.6% | 7-28 | 25.0% | 13-15 | 86.7% |

Game Notes:

Officials: Jeff Anderson, Ray Natili, Alfred Smith

Start Time: 06:00 PM

| Score | 1st | 2nd | 3rd | 4th | TOT       |
|-------|-----|-----|-----|-----|-----------|
| REG   | 22  | 18  | 15  | 16  | <b>71</b> |
| REG   | 17  | 15  | 33  | 21  | <b>86</b> |

| Points (This Period) | REG           | REG            |
|----------------------|---------------|----------------|
| In the Paint         | 8             | 14             |
| Off Turns            | 1             | 2              |
| 2nd Chance           | 4             | 4              |
| Fast Break           | 3             | 0              |
| Bench                | 2             | 4              |
| Per Poss             | 1.000<br>8/16 | 1.313<br>10/16 |

**Official Play-By-Play**  
**The Region vs The Region**  
**Fourth Quarter**  
**July 23, 2021 at Covelli Center**



**Period 4**

**Starters:**

**The Region:** 3 THORNTON, MARCUS (P); 12 SHORTER, SHANNON (P); 15 SLOAN, DONALD (P); 19 WILSON, JEREMIAH (P); 54 DANIELS, CHRIS (C);

**The Money Team:** 1 CRAWFORD, JORDON (P); 2 LEDBETTER, JEFF (S); 3 JONES, JARROD (P); 9 SMITH, TAYLOR (P); 22 JENKINS, CHARLES (S);

| Time  | VISITORS: The Region                    | Score | Margin | HOME: The Region                       |
|-------|---|-------|--------|--|
| 08:49 | MISSED 3PTR by WILSON, JEREMIAH         |       |        |  |
| 08:43 | REBOUND (OFF) by THORNTON, MARCUS       |       |        |  |
| 08:35 | MISSED 3PTR by THORNTON, MARCUS         |       |        |  |
| 08:33 |   |       |        | REBOUND (DEF) by JONES, JARROD         |
| 08:33 | FOUL by OLASEWERE, JAMAL                |       |        |  |
| 08:16 | FOUL by WIDEMAN, TYLER                  |       |        |  |
| 08:16 |   | 66-55 | H 11   | GOOD! FT by DARDEN, TREMMELL           |
| 08:16 | SUB OUT: SLOAN, DONALD                  |       |        |  |
| 08:16 | SUB IN: SHORTER, SHANNON                |       |        |  |
| 08:16 |   | 67-55 | H 12   | GOOD! FT by DARDEN, TREMMELL           |
| 08:05 | MISSED LAYUP by SHORTER, SHANNON        |       |        |  |
| 08:03 |   |       |        | REBOUND (DEF) by CRAWFORD, JORDON      |
| 07:54 |   |       |        | MISSED 3PTR by JONES, JARROD           |
| 07:51 |   |       |        | REBOUND (OFF) by TEAM                  |
| 07:51 | FOUL by OLASEWERE, JAMAL                |       |        |  |
| 07:51 | SUB OUT: WIDEMAN, TYLER                 |       |        |  |
| 07:51 | SUB IN: JONES, SHAWN                    |       |        |  |
| 07:45 |   | 69-55 | H 14   | GOOD! JUMPER by JONES, JARROD [PNT]    |
| 07:31 | MISSED 3PTR by THORNTON, MARCUS         |       |        |  |
| 07:27 | REBOUND (OFF) by WILSON, JEREMIAH       |       |        |  |
| 07:26 | GOOD! LAYUP by WILSON, JEREMIAH         | 69-57 | H 12   |  |
| 07:06 |   | 71-57 | H 14   | GOOD! JUMPER by DARDEN, TREMMELL [PNT] |
| 07:06 |   |       |        | ASSIST by MUNFORD, XAVIER              |
| 06:46 | MISSED 3PTR by SHORTER, SHANNON         |       |        |  |
| 06:43 |   |       |        | REBOUND (DEF) by JONES, JARROD         |
| 06:34 |   |       |        | MISSED 3PTR by LEDBETTER, JEFF         |
| 06:30 | REBOUND (DEF) by JONES, SHAWN           |       |        |  |
| 06:26 |   |       |        | FOUL by MUNFORD, XAVIER [PNT]          |
| 06:26 | MISSED FT by WILSON, JEREMIAH           |       |        |  |
| 06:26 | REBOUND (DEADB) by TEAM                 |       |        |  |
| 06:26 |   |       |        | SUB OUT: JONES, JARROD                 |
| 06:26 |   |       |        | SUB OUT: DARDEN, TREMMELL              |
| 06:26 |   |       |        | SUB IN: SMITH, TAYLOR                  |
| 06:26 |   |       |        | SUB IN: JENKINS, CHARLES               |
| 06:26 | SUB OUT: THORNTON, MARCUS               |       |        |  |
| 06:26 | SUB IN: SLOAN, DONALD                   |       |        |  |
| 06:26 | GOOD! FT by WILSON, JEREMIAH            | 71-58 | H 13   |  |
| 06:26 | SUB OUT: WILSON, JEREMIAH               |       |        |  |
| 06:26 | SUB IN: DANIELS, CHRIS                  |       |        |  |
| 06:09 |   |       |        | MISSED 3PTR by MUNFORD, XAVIER         |
| 06:06 | REBOUND (DEF) by SHORTER, SHANNON       |       |        |  |
| 06:03 | TURNOVER by SHORTER, SHANNON            |       |        |  |
| 05:51 |   | 73-58 | H 15   | GOOD! JUMPER by SMITH, TAYLOR [PNT]    |
| 05:51 |   |       |        | ASSIST by CRAWFORD, JORDON             |
| 05:43 |   |       |        | FOUL by JENKINS, CHARLES               |
| 05:37 | MISSED JUMPER by JONES, SHAWN [PNT]     |       |        |  |
| 05:35 | REBOUND (OFF) by DANIELS, CHRIS         |       |        |  |
| 05:34 | GOOD! JUMPER by DANIELS, CHRIS          | 73-60 | H 13   |  |
| 05:19 |   | 75-60 | H 15   | GOOD! LAYUP by CRAWFORD, JORDON        |
| 04:55 | MISSED JUMPER by OLASEWERE, JAMAL [PNT] |       |        |  |
| 04:53 |   |       |        | REBOUND (DEF) by LEDBETTER, JEFF       |
| 04:41 |   | 78-60 | H 18   | GOOD! 3PTR by LEDBETTER, JEFF          |
| 04:41 |   |       |        | ASSIST by CRAWFORD, JORDON             |
| 04:38 | TIMEOUT TEAM                            |       |        |  |
| 04:38 | SUB OUT: DANIELS, CHRIS                 |       |        |  |
| 04:38 | SUB IN: WIDEMAN, TYLER                  |       |        |  |
| 04:25 |   |       |        | FOUL by MUNFORD, XAVIER                |
| 04:25 |   |       |        | SUB OUT: JENKINS, CHARLES              |
| 04:25 |   |       |        | SUB IN: JONES, JARROD                  |
| 04:20 | GOOD! 3PTR by SHORTER, SHANNON          | 78-63 | H 15   |  |
| 03:59 |   |       |        | TIMEOUT 30SEC                          |
| 03:59 | TIMEOUT MEDIA                           |       |        |  |
| 03:59 |   |       |        | MISSED LAYUP by CRAWFORD, JORDON       |
| 03:59 | REBOUND (DEF) by WIDEMAN, TYLER         |       |        |  |
| 03:59 |   |       |        | FOUL by SMITH, TAYLOR [PNT]            |

| Time  | VISITORS: The Region                   | Score | Margin | HOME: The Region                     |
|-------|--|-------|--------|--------------------------------------|
| 03:59 | MISSED FT by JONES, SHAWN              |       |        |                                      |
| 03:59 | REBOUND (DEADB) by TEAM                |       |        |                                      |
| 03:59 | GOOD! FT by JONES, SHAWN               | 78-64 | H 14   |                                      |
| 03:59 | SUB OUT: JONES, SHAWN                  |       |        |                                      |
| 03:59 | SUB IN: THORNTON, MARCUS               |       |        |                                      |
| 03:59 |  |       |        | MISSED JUMPER by MUNFORD, XAVIER     |
| 03:59 |  |       |        | REBOUND (OFF) by SMITH, TAYLOR       |
| 03:59 |  | 80-64 | H 16   | GOOD! JUMPER by JONES, JARROD        |
| 03:59 | GOOD! JUMPER by SHORTER, SHANNON [PNT] | 80-66 | H 14   |                                      |
| 03:59 |  | 82-66 | H 16   | GOOD! LAYUP by JONES, JARROD         |
| 03:59 | MISSED 3PTR by OLASEWERE, JAMAL        |       |        |                                      |
| 03:59 |  |       |        | REBOUND (DEF) by MUNFORD, XAVIER     |
| 03:59 |  |       |        | MISSED JUMPER by JONES, JARROD       |
| 03:59 |  |       |        | REBOUND (OFF) by CRAWFORD, JORDON    |
| 03:59 | FOUL by WIDEMAN, TYLER                 |       |        |                                      |
| 03:59 |  |       |        | SUB OUT: LEDBETTER, JEFF             |
| 03:59 |  |       |        | SUB IN: JENKINS, CHARLES             |
| 03:59 | SUB OUT: WIDEMAN, TYLER                |       |        |                                      |
| 03:59 | SUB IN: WILSON, JEREMIAH               |       |        |                                      |
| 03:59 |  |       |        | TURNOVER by MUNFORD, XAVIER          |
| 03:59 | STEAL by OLASEWERE, JAMAL              |       |        |                                      |
| 03:59 |  |       |        | FOUL by MUNFORD, XAVIER              |
| 03:59 | GOOD! FT by OLASEWERE, JAMAL [FB]      | 82-67 | H 15   |                                      |
| 03:59 | MISSED 3PTR by SLOAN, DONALD           |       |        |                                      |
| 03:59 | REBOUND (OFF) by TEAM                  |       |        |                                      |
| 03:59 | MISSED 3PTR by WILSON, JEREMIAH        |       |        |                                      |
| 03:59 |  |       |        | REBOUND (DEF) by MUNFORD, XAVIER     |
| 03:59 |  |       |        | MISSED JUMPER by JONES, JARROD [PNT] |
| 03:59 | BLOCK by WILSON, JEREMIAH              |       |        |                                      |
| 03:59 | REBOUND (DEF) by WILSON, JEREMIAH      |       |        |                                      |
| 03:59 | GOOD! LAYUP by SLOAN, DONALD [FB]      | 82-69 | H 13   |                                      |
| 03:59 | ASSIST by SHORTER, SHANNON             |       |        |                                      |
| 03:59 |  | 84-69 | H 15   | GOOD! JUMPER by SMITH, TAYLOR        |
| 03:59 |  |       |        | FOUL by JENKINS, CHARLES             |
| 03:59 | MISSED FT by SHORTER, SHANNON          |       |        |                                      |
| 03:59 | REBOUND (DEADB) by TEAM                |       |        |                                      |
| 03:59 | GOOD! FT by SHORTER, SHANNON           | 84-70 | H 14   |                                      |
| 03:59 |  |       |        | SUB OUT: MUNFORD, XAVIER             |
| 03:59 |  |       |        | SUB IN: DARDEN, TREMMELL             |
| 03:59 | GOOD! FT by SHORTER, SHANNON           | 84-71 | H 13   |                                      |
| 03:59 |  | 86-71 | H 15   | GOOD! JUMPER by CRAWFORD, JORDON     |

The Region 71, The Region 86

| Points (This Period) | REG           | REG            |
|----------------------|---------------|----------------|
| In the Paint         | 8             | 14             |
| Off Turns            | 1             | 2              |
| 2nd Chance           | 4             | 4              |
| Fast Break           | 3             | 0              |
| Bench                | 2             | 4              |
| Per Poss             | 1.000<br>8/16 | 1.313<br>10/16 |



**Official Scoring/Possession Reference Chart**  
**The Region vs The Region**  
**Period 1**  
**July 23, 2021 at Covelli Center**



**Period 1**

**Starters:**

**The Region:** 3 THORNTON, MARCUS (P); 12 SHORTER, SHANNON (P); 15 SLOAN, DONALD (P); 19 WILSON, JEREMIAH (P); 54 DANIELS, CHRIS (C);

**The Money Team:** 1 CRAWFORD, JORDON (P); 2 LEDBETTER, JEFF (S); 3 JONES, JARROD (P); 9 SMITH, TAYLOR (P); 22 JENKINS, CHARLES (S);

| Time  | VISITORS: The Region            | Score | Margin | HOME: The Region                       |
|-------|---------------------------------|-------|--------|--|
| 08:38 |                                 | 2-0   | H 2    | GOOD! DUNK by SMITH, TAYLOR            |
| 08:14 | GOOD! FT by DANIELS, CHRIS      | 2-1   | H 1    |  |
| 08:14 | GOOD! FT by DANIELS, CHRIS      | 2-2   | T      |  |
| 07:17 | GOOD! DUNK by DANIELS, CHRIS    | 2-4   | V 2    |  |
| 06:55 |                                 | 4-4   | T      | GOOD! LAYUP by JONES, JARROD           |
| 06:45 | GOOD! 3PTR by WILSON, JEREMIAH  | 4-7   | V 3    |  |
| 06:28 |                                 | 6-7   | V 1    | GOOD! JUMPER by JENKINS, CHARLES       |
| 06:13 | GOOD! 3PTR by SLOAN, DONALD     | 6-10  | V 4    |  |
| 05:51 | GOOD! 3PTR by WILSON, JEREMIAH  | 6-13  | V 7    |  |
| 05:24 |                                 | 8-13  | V 5    | GOOD! JUMPER by CRAWFORD, JORDON       |
| 04:20 |                                 | 10-13 | V 3    | GOOD! LAYUP by DARDEN, TREMMELL        |
| 04:00 | GOOD! LAYUP by OLASEWERE, JAMAL | 10-15 | V 5    |  |
| 03:58 | GOOD! FT by OLASEWERE, JAMAL    | 10-16 | V 6    |  |
| 03:45 |                                 | 12-16 | V 4    | GOOD! JUMPER by CRAWFORD, JORDON [PNT] |
| 01:57 | GOOD! LAYUP by JONES, SHAWN     | 12-18 | V 6    |  |
| 01:21 | GOOD! LAYUP by JONES, SHAWN     | 12-20 | V 8    |  |
| 01:11 |                                 | 13-20 | V 7    | GOOD! FT by JONES, JARROD              |
| 01:11 |                                 | 14-20 | V 6    | GOOD! FT by JONES, JARROD              |
| 00:55 |                                 | 15-20 | V 5    | GOOD! FT by LEDBETTER, JEFF [FB]       |
| 00:46 | GOOD! LAYUP by THORNTON, MARCUS | 15-22 | V 7    |  |
| 00:32 |                                 | 17-22 | V 5    | GOOD! JUMPER by JONES, JARROD [PNT]    |

**The Region 22, The Region 17**

**Official Scoring/Possession Reference Chart**  
**The Region vs The Region**  
**Period 2**  
**July 23, 2021 at Covelli Center**



**Period 2**

**Starters:**

**The Region:** 3 THORNTON, MARCUS (P); 12 SHORTER, SHANNON (P); 15 SLOAN, DONALD (P); 19 WILSON, JEREMIAH (P); 54 DANIELS, CHRIS (C);

**The Money Team:** 1 CRAWFORD, JORDON (P); 2 LEDBETTER, JEFF (S); 3 JONES, JARROD (P); 9 SMITH, TAYLOR (P); 22 JENKINS, CHARLES (S);

| Time  | VISITORS: The Region               | Score | Margin | HOME: The Region                       |
|-------|------------------------------------|-------|--------|--|
| 08:23 | GOOD! FT by SHORTER, SHANNON       | 17-23 | V 6    |  |
| 07:51 |                                    | 19-23 | V 4    | GOOD! JUMPER by MUNFORD, XAVIER        |
| 06:39 |                                    | 21-23 | V 2    | GOOD! LAYUP by JONES, JARROD           |
| 05:47 |                                    | 22-23 | V 1    | GOOD! FT by JONES, JARROD              |
| 05:47 |                                    | 23-23 | T      | GOOD! FT by JONES, JARROD              |
| 04:32 |                                    | 25-23 | H 2    | GOOD! JUMPER by JENKINS, CHARLES [FB]  |
| 04:15 | GOOD! LAYUP by OLASEWERE, JAMAL    | 25-25 | T      |  |
| 04:04 |                                    | 27-25 | H 2    | GOOD! JUMPER by SMITH, TAYLOR [PNT]    |
| 03:57 | GOOD! FT by WILSON, JEREMIAH       | 27-26 | H 1    |  |
| 03:57 | GOOD! FT by WILSON, JEREMIAH       | 27-27 | T      |  |
| 03:37 |                                    | 29-27 | H 2    | GOOD! JUMPER by DARDEN, TREMMELL [PNT] |
| 03:22 | GOOD! 3PTR by WIDEMAN, TYLER       | 29-30 | V 1    |  |
| 02:40 | GOOD! LAYUP by WIDEMAN, TYLER [FB] | 29-32 | V 3    |  |
| 02:19 | GOOD! JUMPER by JONES, SHAWN       | 29-34 | V 5    |  |
| 01:49 | GOOD! JUMPER by WIDEMAN, TYLER     | 29-36 | V 7    |  |
| 01:25 |                                    | 31-36 | V 5    | GOOD! JUMPER by JONES, JARROD          |
| 01:25 |                                    | 32-36 | V 4    | GOOD! FT by JONES, JARROD              |
| 01:13 | GOOD! FT by WIDEMAN, TYLER         | 32-37 | V 5    |  |
| 01:13 | GOOD! FT by WIDEMAN, TYLER         | 32-38 | V 6    |  |
| 00:56 | GOOD! FT by SHORTER, SHANNON       | 32-39 | V 7    |  |
| 00:56 | GOOD! FT by SHORTER, SHANNON       | 32-40 | V 8    |  |

**The Region 40, The Region 32**

**Official Scoring/Possession Reference Chart**  
**The Region vs The Region**  
**Period 3**  
**July 23, 2021 at Covelli Center**



**Period 3**

**Starters:**

**The Region:** 3 THORNTON, MARCUS (P); 12 SHORTER, SHANNON (P); 15 SLOAN, DONALD (P); 19 WILSON, JEREMIAH (P); 54 DANIELS, CHRIS (C);

**The Money Team:** 1 CRAWFORD, JORDON (P); 2 LEDBETTER, JEFF (S); 3 JONES, JARROD (P); 9 SMITH, TAYLOR (P); 22 JENKINS, CHARLES (S);

| Time  | VISITORS: The Region                   | Score | Margin | HOME: The Region                       |
|-------|--|-------|--------|--|
| 08:18 |  | 33-40 | V 7    | GOOD! FT by JONES, JARROD              |
| 08:18 |  | 34-40 | V 6    | GOOD! FT by JONES, JARROD              |
| 07:50 |  | 36-40 | V 4    | GOOD! LAYUP by SMITH, TAYLOR           |
| 07:15 | GOOD! LAYUP by SHORTER, SHANNON [FB]   | 36-42 | V 6    |  |
| 07:15 | GOOD! FT by SHORTER, SHANNON [FB]      | 36-43 | V 7    |  |
| 07:01 |  | 39-43 | V 4    | GOOD! 3PTR by JENKINS, CHARLES         |
| 06:50 | GOOD! 3PTR by DANIELS, CHRIS           | 39-46 | V 7    |  |
| 06:44 |  | 40-46 | V 6    | GOOD! FT by JENKINS, CHARLES           |
| 06:44 |  | 41-46 | V 5    | GOOD! FT by JENKINS, CHARLES           |
| 06:27 |  | 44-46 | V 2    | GOOD! 3PTR by CRAWFORD, JORDON [FB]    |
| 06:00 |  | 47-46 | H 1    | GOOD! 3PTR by CRAWFORD, JORDON         |
| 05:47 | GOOD! JUMPER by THORNTON, MARCUS       | 47-48 | V 1    |  |
| 05:34 |  | 50-48 | H 2    | GOOD! 3PTR by JENKINS, CHARLES         |
| 04:35 |  | 53-48 | H 5    | GOOD! 3PTR by JENKINS, CHARLES         |
| 04:20 |  | 55-48 | H 7    | GOOD! LAYUP by MUNFORD, XAVIER [FB]    |
| 03:49 |  | 57-48 | H 9    | GOOD! DUNK by MUNFORD, XAVIER [FB]     |
| 03:31 | GOOD! FT by OLASEWERE, JAMAL           | 57-49 | H 8    |  |
| 03:02 | GOOD! FT by WILSON, JEREMIAH           | 57-50 | H 7    |  |
| 03:02 | GOOD! FT by WILSON, JEREMIAH           | 57-51 | H 6    |  |
| 02:24 |  | 59-51 | H 8    | GOOD! JUMPER by JONES, JARROD          |
| 01:32 |  | 61-51 | H 10   | GOOD! JUMPER by DARDEN, TREMMELL [PNT] |
| 01:14 | GOOD! JUMPER by SHORTER, SHANNON [PNT] | 61-53 | H 8    |  |
| 00:56 |  | 62-53 | H 9    | GOOD! FT by JONES, JARROD              |
| 00:32 | GOOD! JUMPER by OLASEWERE, JAMAL       | 62-55 | H 7    |  |
| 00:07 |  | 65-55 | H 10   | GOOD! 3PTR by LEDBETTER, JEFF          |

**The Region 55, The Region 65**

**Official Scoring/Possession Reference Chart**  
**The Region vs The Region**  
**Period 4**  
**July 23, 2021 at Covelli Center**



**Period 4**

**Starters:**

**The Region:** 3 THORNTON, MARCUS (P); 12 SHORTER, SHANNON (P); 15 SLOAN, DONALD (P); 19 WILSON, JEREMIAH (P); 54 DANIELS, CHRIS (C);

**The Money Team:** 1 CRAWFORD, JORDON (P); 2 LEDBETTER, JEFF (S); 3 JONES, JARROD (P); 9 SMITH, TAYLOR (P); 22 JENKINS, CHARLES (S);

| Time  | VISITORS: The Region                   | Score | Margin | HOME: The Region                       |
|-------|--|-------|--------|--|
| 08:16 |  | 66-55 | H 11   | GOOD! FT by DARDEN, TREMMELL           |
| 08:16 |  | 67-55 | H 12   | GOOD! FT by DARDEN, TREMMELL           |
| 07:45 |  | 69-55 | H 14   | GOOD! JUMPER by JONES, JARROD [PNT]    |
| 07:26 | GOOD! LAYUP by WILSON, JEREMIAH        | 69-57 | H 12   |  |
| 07:06 |  | 71-57 | H 14   | GOOD! JUMPER by DARDEN, TREMMELL [PNT] |
| 06:26 | GOOD! FT by WILSON, JEREMIAH           | 71-58 | H 13   |  |
| 05:51 |  | 73-58 | H 15   | GOOD! JUMPER by SMITH, TAYLOR [PNT]    |
| 05:34 | GOOD! JUMPER by DANIELS, CHRIS         | 73-60 | H 13   |  |
| 05:19 |  | 75-60 | H 15   | GOOD! LAYUP by CRAWFORD, JORDON        |
| 04:41 |  | 78-60 | H 18   | GOOD! 3PTR by LEDBETTER, JEFF          |
| 04:20 | GOOD! 3PTR by SHORTER, SHANNON         | 78-63 | H 15   |  |
| 03:59 | GOOD! FT by JONES, SHAWN               | 78-64 | H 14   |  |
| 03:59 |  | 80-64 | H 16   | GOOD! JUMPER by JONES, JARROD          |
| 03:59 | GOOD! JUMPER by SHORTER, SHANNON [PNT] | 80-66 | H 14   |  |
| 03:59 |  | 82-66 | H 16   | GOOD! LAYUP by JONES, JARROD           |
| 03:59 | GOOD! FT by OLASEWERE, JAMAL [FB]      | 82-67 | H 15   |  |
| 03:59 | GOOD! LAYUP by SLOAN, DONALD [FB]      | 82-69 | H 13   |  |
| 03:59 |  | 84-69 | H 15   | GOOD! JUMPER by SMITH, TAYLOR          |
| 03:59 | GOOD! FT by SHORTER, SHANNON           | 84-70 | H 14   |  |
| 03:59 | GOOD! FT by SHORTER, SHANNON           | 84-71 | H 13   |  |
| 03:59 |  | 86-71 | H 15   | GOOD! JUMPER by CRAWFORD, JORDON       |

**The Region 71, The Region 86**

**Official Substitutions Log**  
**The Region vs The Region**  
**Period 1**  
**July 23, 2021 at Covelli Center**



| VISITORS: The Region         | Time  | Score | HOME: The Region          |
|------------------------------|-------|-------|---------------------------|
| 3 THORNTON, MARCUS           |       |       | 1 CRAWFORD, JORDON        |
| 12 SHORTER, SHANNON          |       |       | 2 LEDBETTER, JEFF         |
| 15 SLOAN, DONALD             |       |       | 3 JONES, JARROD           |
| 19 WILSON, JEREMIAH          |       |       | 9 SMITH, TAYLOR           |
| 54 DANIELS, CHRIS            |       |       | 22 JENKINS, CHARLES       |
|                              | 05:04 | 13-8  | SUB OUT: LEDBETTER, JEFF  |
|                              | 05:04 |       | SUB OUT: JONES, JARROD    |
|                              | 05:04 |       | SUB IN: MUNFORD, XAVIER   |
|                              | 05:04 |       | SUB IN: DARDEN, TREMMELL  |
| SUB OUT: 3 THORNTON, MARCUS  | 05:04 |       |                           |
| SUB OUT: 54 DANIELS, CHRIS   | 05:04 |       |                           |
| SUB IN: 1 OLASEWERE, JAMAL   | 05:04 |       |                           |
| SUB IN: 23 WIDEMAN, TYLER    | 05:04 |       |                           |
| SUB OUT: 19 WILSON, JEREMIAH | 03:58 | 15-10 |                           |
| SUB IN: 11 JONES, SHAWN      | 03:58 |       |                           |
| SUB OUT: 12 SHORTER, SHANNON | 03:26 | 16-12 |                           |
| SUB IN: 3 THORNTON, MARCUS   | 03:26 |       |                           |
|                              | 02:22 | 16-12 | SUB OUT: SMITH, TAYLOR    |
|                              | 02:22 |       | SUB OUT: JENKINS, CHARLES |
|                              | 02:22 |       | SUB IN: LEDBETTER, JEFF   |
|                              | 02:22 |       | SUB IN: GALLUP, EJ        |
| SUB OUT: 15 SLOAN, DONALD    | 02:22 |       |                           |
| SUB OUT: 23 WIDEMAN, TYLER   | 02:22 |       |                           |
| SUB IN: 32 JOHNSON, REGINALD | 02:22 |       |                           |
| SUB IN: 54 DANIELS, CHRIS    | 02:22 |       |                           |
|                              | 01:11 | 20-12 | SUB OUT: LEDBETTER, JEFF  |
|                              | 01:11 |       | SUB IN: JONES, JARROD     |
|                              | 01:11 |       | SUB OUT: GALLUP, EJ       |
|                              | 01:11 |       | SUB IN: SMITH, TAYLOR     |
|                              | 00:55 | 20-14 | SUB OUT: CRAWFORD, JORDON |
|                              | 00:55 |       | SUB IN: LEDBETTER, JEFF   |
| SUB OUT: 11 JONES, SHAWN     | 00:55 |       |                           |
| SUB IN: 23 WIDEMAN, TYLER    | 00:55 |       |                           |
| SUB OUT: 54 DANIELS, CHRIS   | 00:55 |       |                           |
| SUB IN: 11 JONES, SHAWN      | 00:55 |       |                           |

**The Region 22, The Region 17**

**Official Substitutions Log**  
**The Region vs The Region**  
**Period 2**  
**July 23, 2021 at Covelli Center**



| <b>VISITORS: The Region</b>   | <b>Time</b> | <b>Score</b> | <b>HOME: The Region</b>   |
|-------------------------------|-------------|--------------|---------------------------|
| 3 THORNTON, MARCUS            |             |              | 1 CRAWFORD, JORDON        |
| 12 SHORTER, SHANNON           |             |              | 2 LEDBETTER, JEFF         |
| 15 SLOAN, DONALD              |             |              | 3 JONES, JARROD           |
| 19 WILSON, JEREMIAH           |             |              | 9 SMITH, TAYLOR           |
| 54 DANIELS, CHRIS             |             |              | 22 JENKINS, CHARLES       |
| SUB OUT: 1 OLASEWERE, JAMAL   | 09:00       | -            |                           |
| SUB OUT: 3 THORNTON, MARCUS   | 09:00       |              |                           |
| SUB OUT: 11 JONES, SHAWN      | 09:00       |              |                           |
| SUB OUT: 23 WIDEMAN, TYLER    | 09:00       |              |                           |
| SUB OUT: 32 JOHNSON, REGINALD | 09:00       |              |                           |
| SUB IN: 4 ROLLINS, ZACK       | 09:00       |              |                           |
| SUB IN: 12 SHORTER, SHANNON   | 09:00       |              |                           |
| SUB IN: 15 SLOAN, DONALD      | 09:00       |              |                           |
| SUB IN: 19 WILSON, JEREMIAH   | 09:00       |              |                           |
| SUB IN: 54 DANIELS, CHRIS     | 09:00       |              |                           |
| SUB OUT: 4 ROLLINS, ZACK      | 08:23       | -            |                           |
| SUB IN: 1 OLASEWERE, JAMAL    | 08:23       |              |                           |
|                               | 06:55       | 23-19        | SUB OUT: MUNFORD, XAVIER  |
|                               | 06:55       |              | SUB OUT: DARDEN, TREMMELL |
|                               | 06:55       |              | SUB IN: CRAWFORD, JORDON  |
|                               | 06:55       |              | SUB IN: JENKINS, CHARLES  |
|                               | 06:52       | 23-19        | SUB OUT: CRAWFORD, JORDON |
|                               | 06:52       |              | SUB IN: MUNFORD, XAVIER   |
|                               | 05:47       | 23-22        | SUB OUT: MUNFORD, XAVIER  |
|                               | 05:47       |              | SUB IN: CRAWFORD, JORDON  |
| SUB OUT: 12 SHORTER, SHANNON  | 05:47       |              |                           |
| SUB OUT: 54 DANIELS, CHRIS    | 05:47       |              |                           |
| SUB IN: 3 THORNTON, MARCUS    | 05:47       |              |                           |
| SUB IN: 23 WIDEMAN, TYLER     | 05:47       |              |                           |
|                               | 03:57       | 25-27        | SUB OUT: LEDBETTER, JEFF  |
|                               | 03:57       |              | SUB OUT: SMITH, TAYLOR    |
|                               | 03:57       |              | SUB IN: MUNFORD, XAVIER   |
|                               | 03:57       |              | SUB IN: DARDEN, TREMMELL  |
| SUB OUT: 19 WILSON, JEREMIAH  | 03:57       |              |                           |
| SUB IN: 11 JONES, SHAWN       | 03:57       |              |                           |
|                               | 01:25       | 36-31        | SUB OUT: JENKINS, CHARLES |
|                               | 01:25       |              | SUB IN: LEDBETTER, JEFF   |
| SUB OUT: 15 SLOAN, DONALD     | 01:25       |              |                           |
| SUB IN: 12 SHORTER, SHANNON   | 01:25       |              |                           |

**The Region 40, The Region 32**

**Official Substitutions Log**  
**The Region vs The Region**  
**Period 3**  
**July 23, 2021 at Covelli Center**



| VISITORS: The Region         | Time  | Score | HOME: The Region          |
|------------------------------|-------|-------|---------------------------|
| 3 THORNTON, MARCUS           |       |       | 1 CRAWFORD, JORDON        |
| 12 SHORTER, SHANNON          |       |       | 2 LEDBETTER, JEFF         |
| 15 SLOAN, DONALD             |       |       | 3 JONES, JARROD           |
| 19 WILSON, JEREMIAH          |       |       | 9 SMITH, TAYLOR           |
| 54 DANIELS, CHRIS            |       |       | 22 JENKINS, CHARLES       |
|                              | 09:00 | -     | SUB OUT: MUNFORD, XAVIER  |
|                              | 09:00 |       | SUB OUT: DARDEN, TREMMELL |
|                              | 09:00 |       | SUB IN: SMITH, TAYLOR     |
|                              | 09:00 |       | SUB IN: JENKINS, CHARLES  |
| SUB OUT: 1 OLASEWERE, JAMAL  | 09:00 |       |                           |
| SUB OUT: 11 JONES, SHAWN     | 09:00 |       |                           |
| SUB OUT: 23 WIDEMAN, TYLER   | 09:00 |       |                           |
| SUB IN: 15 SLOAN, DONALD     | 09:00 |       |                           |
| SUB IN: 19 WILSON, JEREMIAH  | 09:00 |       |                           |
| SUB IN: 54 DANIELS, CHRIS    | 09:00 |       |                           |
|                              | 05:13 | 48-50 | SUB OUT: LEDBETTER, JEFF  |
|                              | 05:13 |       | SUB OUT: JENKINS, CHARLES |
|                              | 05:13 |       | SUB IN: MUNFORD, XAVIER   |
|                              | 05:13 |       | SUB IN: DARDEN, TREMMELL  |
| SUB OUT: 19 WILSON, JEREMIAH | 05:13 |       |                           |
| SUB OUT: 54 DANIELS, CHRIS   | 05:13 |       |                           |
| SUB IN: 1 OLASEWERE, JAMAL   | 05:13 |       |                           |
| SUB IN: 23 WIDEMAN, TYLER    | 05:13 |       |                           |
|                              | 04:31 | 48-53 | SUB OUT: CRAWFORD, JORDON |
|                              | 04:31 |       | SUB OUT: JONES, JARROD    |
|                              | 04:31 |       | SUB IN: LEDBETTER, JEFF   |
|                              | 04:31 |       | SUB IN: JENKINS, CHARLES  |
| SUB OUT: 3 THORNTON, MARCUS  | 03:57 | 48-55 |                           |
| SUB IN: 11 JONES, SHAWN      | 03:57 |       |                           |
| SUB OUT: 11 JONES, SHAWN     | 03:23 | 49-57 |                           |
| SUB IN: 19 WILSON, JEREMIAH  | 03:23 |       |                           |
|                              | 03:02 | 50-57 | SUB OUT: SMITH, TAYLOR    |
|                              | 03:02 |       | SUB OUT: JENKINS, CHARLES |
|                              | 03:02 |       | SUB IN: CRAWFORD, JORDON  |
|                              | 03:02 |       | SUB IN: JONES, JARROD     |
| SUB OUT: 12 SHORTER, SHANNON | 01:05 | 53-61 |                           |
| SUB IN: 3 THORNTON, MARCUS   | 01:05 |       |                           |

**The Region 55, The Region 65**

**Official Substitutions Log**  
**The Region vs The Region**  
**Period 4**  
**July 23, 2021 at Covelli Center**



| <b>VISITORS: The Region</b>  | <b>Time</b> | <b>Score</b> | <b>HOME: The Region</b>   |
|------------------------------|-------------|--------------|---------------------------|
| 3 THORNTON, MARCUS           |             |              | 1 CRAWFORD, JORDON        |
| 12 SHORTER, SHANNON          |             |              | 2 LEDBETTER, JEFF         |
| 15 SLOAN, DONALD             |             |              | 3 JONES, JARROD           |
| 19 WILSON, JEREMIAH          |             |              | 9 SMITH, TAYLOR           |
| 54 DANIELS, CHRIS            |             |              | 22 JENKINS, CHARLES       |
| SUB OUT: 15 SLOAN, DONALD    | 08:16       | 55-66        |                           |
| SUB IN: 12 SHORTER, SHANNON  | 08:16       |              |                           |
| SUB OUT: 23 WIDEMAN, TYLER   | 07:51       | 55-67        |                           |
| SUB IN: 11 JONES, SHAWN      | 07:51       |              |                           |
|                              | 06:26       | 57-71        | SUB OUT: JONES, JARROD    |
|                              | 06:26       |              | SUB OUT: DARDEN, TREMMELL |
|                              | 06:26       |              | SUB IN: SMITH, TAYLOR     |
|                              | 06:26       |              | SUB IN: JENKINS, CHARLES  |
| SUB OUT: 3 THORNTON, MARCUS  | 06:26       |              |                           |
| SUB IN: 15 SLOAN, DONALD     | 06:26       |              |                           |
| SUB OUT: 19 WILSON, JEREMIAH | 06:26       |              |                           |
| SUB IN: 54 DANIELS, CHRIS    | 06:26       |              |                           |
| SUB OUT: 54 DANIELS, CHRIS   | 04:38       | 60-78        |                           |
| SUB IN: 23 WIDEMAN, TYLER    | 04:38       |              |                           |
|                              | 04:25       | 60-78        | SUB OUT: JENKINS, CHARLES |
|                              | 04:25       |              | SUB IN: JONES, JARROD     |
| SUB OUT: 11 JONES, SHAWN     | 03:59       | 64-78        |                           |
| SUB IN: 3 THORNTON, MARCUS   | 03:59       |              |                           |
|                              | 03:59       |              | SUB OUT: LEDBETTER, JEFF  |
|                              | 03:59       |              | SUB IN: JENKINS, CHARLES  |
| SUB OUT: 23 WIDEMAN, TYLER   | 03:59       |              |                           |
| SUB IN: 19 WILSON, JEREMIAH  | 03:59       |              |                           |
|                              | 03:59       |              | SUB OUT: MUNFORD, XAVIER  |
|                              | 03:59       |              | SUB IN: DARDEN, TREMMELL  |

**The Region 71, The Region 86**

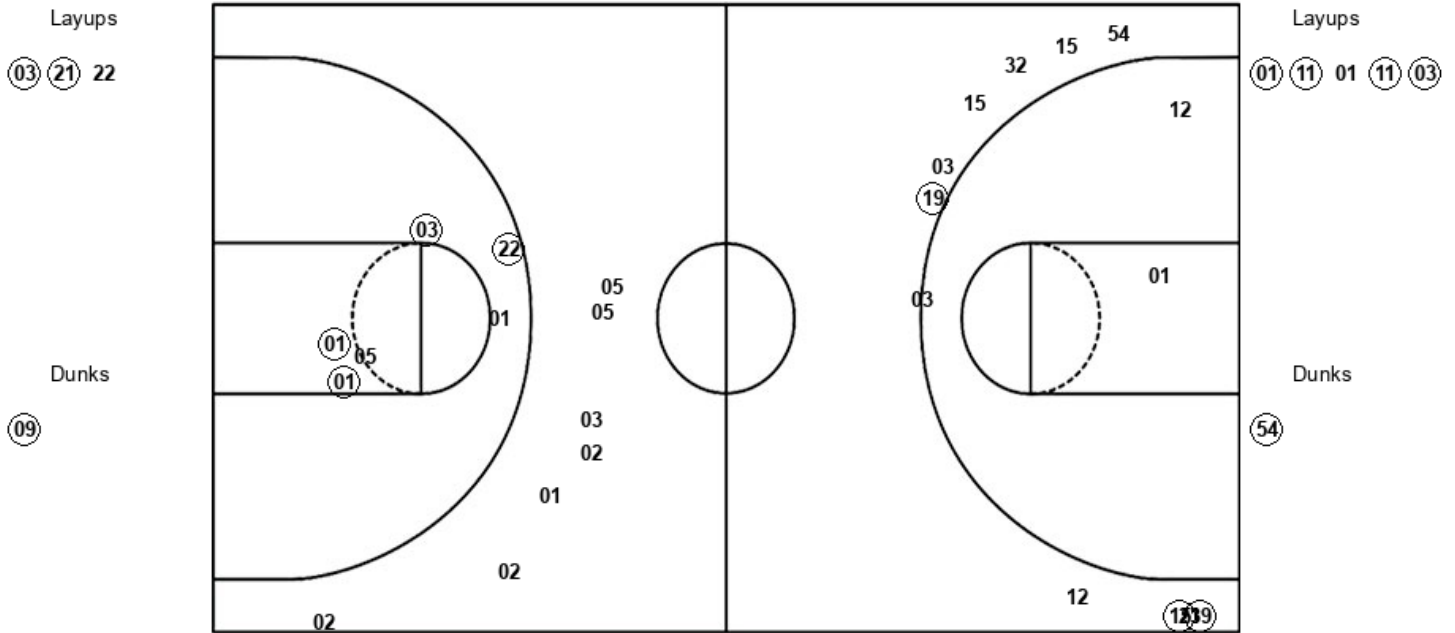


Official Shot Chart  
**The Region vs The Money**  
 PERIOD 1 Shots  
 July 23, 2021 at Covelli Center



**The Money Team**

**The Region**



| TMT : Period 1           | Made     | Att       | Pct         |
|--------------------------|----------|-----------|-------------|
| Layups                   | 2        | 3         | 66.7        |
| Dunks                    | 1        | 1         | 100.0       |
| 2PT Field Goals          | 7        | 10        | 70.0        |
| 3PT Field Goals          | 0        | 7         | 00.0        |
| <b>Total Field Goals</b> | <b>7</b> | <b>17</b> | <b>41.2</b> |

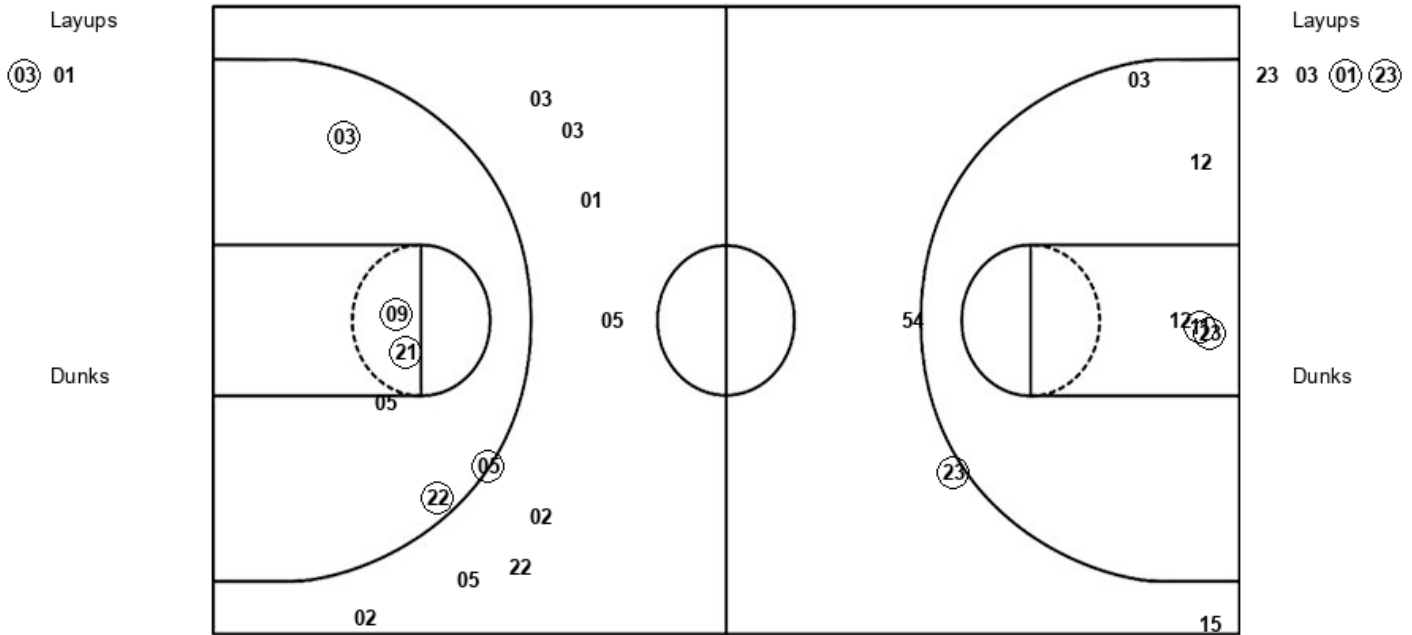
| REG : Period 1           | Made     | Att       | Pct         |
|--------------------------|----------|-----------|-------------|
| Layups                   | 4        | 5         | 80.0        |
| Dunks                    | 1        | 1         | 100.0       |
| 2PT Field Goals          | 5        | 8         | 62.5        |
| 3PT Field Goals          | 3        | 11        | 27.3        |
| <b>Total Field Goals</b> | <b>8</b> | <b>19</b> | <b>42.1</b> |

Official Shot Chart  
**The Region vs The Region**  
 PERIOD 2 Shots  
 July 23, 2021 at Covelli Center



**The Money Team**

**The Region**



| <b>TMT : Period 2</b>    | <b>Made</b> | <b>Att</b> | <b>Pct</b>  |
|--------------------------|-------------|------------|-------------|
| Layups                   | 1           | 2          | 50.0        |
| Dunks                    | 0           | 0          | 0           |
| 2PT Field Goals          | 6           | 8          | 75.0        |
| 3PT Field Goals          | 0           | 8          | 00.0        |
| <b>Total Field Goals</b> | <b>6</b>    | <b>16</b>  | <b>37.5</b> |

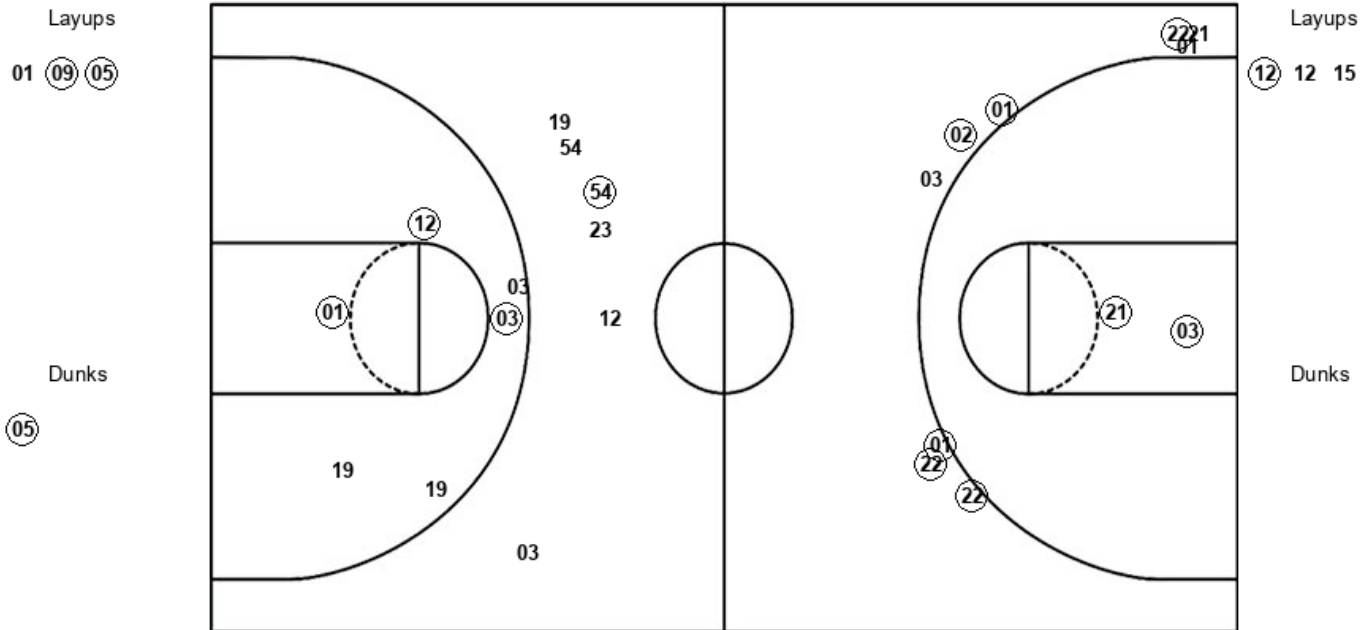
| <b>REG : Period 2</b>    | <b>Made</b> | <b>Att</b> | <b>Pct</b>  |
|--------------------------|-------------|------------|-------------|
| Layups                   | 2           | 4          | 50.0        |
| Dunks                    | 0           | 0          | 0           |
| 2PT Field Goals          | 4           | 9          | 44.4        |
| 3PT Field Goals          | 1           | 3          | 33.3        |
| <b>Total Field Goals</b> | <b>5</b>    | <b>12</b>  | <b>41.7</b> |

**Official Shot Chart**  
**The Region vs The Region**  
**PERIOD 3 Shots**  
**July 23, 2021 at Covelli Center**



**The Money Team**

**The Region**



| <b>TMT : Period 3</b>    | <b>Made</b> | <b>Att</b> | <b>Pct</b>  |
|--------------------------|-------------|------------|-------------|
| Layups                   | 2           | 3          | 66.7        |
| Dunks                    | 1           | 1          | 100.0       |
| 2PT Field Goals          | 5           | 6          | 83.3        |
| 3PT Field Goals          | 6           | 9          | 66.7        |
| <b>Total Field Goals</b> | <b>11</b>   | <b>15</b>  | <b>73.3</b> |

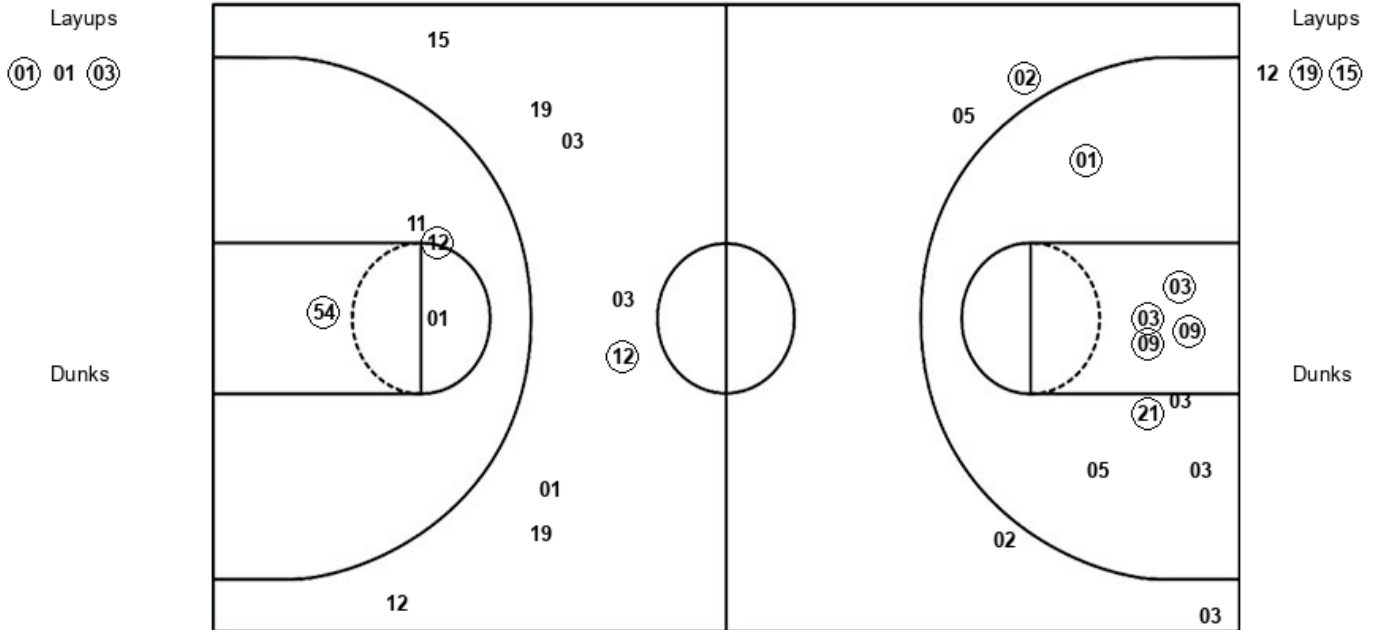
| <b>REG : Period 3</b>    | <b>Made</b> | <b>Att</b> | <b>Pct</b>  |
|--------------------------|-------------|------------|-------------|
| Layups                   | 1           | 3          | 33.3        |
| Dunks                    | 0           | 0          | 0           |
| 2PT Field Goals          | 4           | 9          | 44.4        |
| 3PT Field Goals          | 1           | 6          | 16.7        |
| <b>Total Field Goals</b> | <b>5</b>    | <b>15</b>  | <b>33.3</b> |

Official Shot Chart  
**The Region vs The Region**  
 PERIOD 4 Shots  
 July 23, 2021 at Covelli Center



**The Money Team**

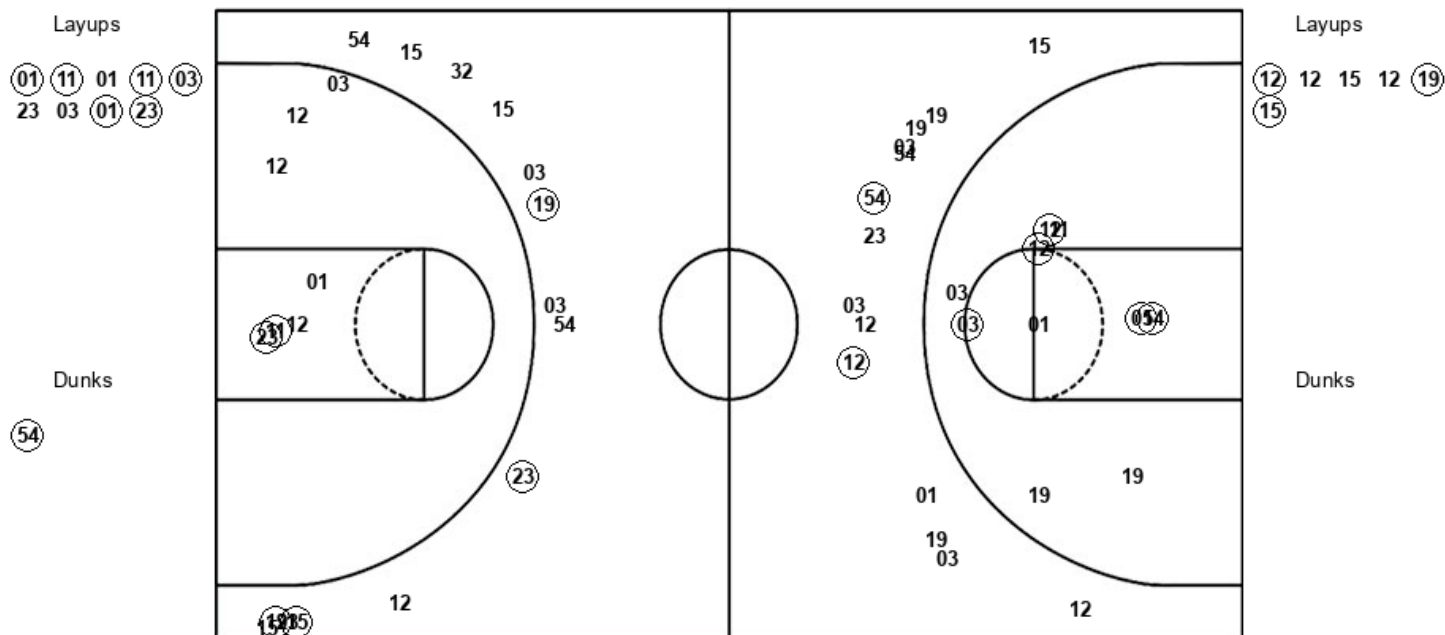
**The Region**



| TMT : Period 4           | Made     | Att       | Pct         |
|--------------------------|----------|-----------|-------------|
| Layups                   | 2        | 3         | 66.7        |
| Dunks                    | 0        | 0         | 0           |
| 2PT Field Goals          | 8        | 12        | 66.7        |
| 3PT Field Goals          | 1        | 4         | 25.0        |
| <b>Total Field Goals</b> | <b>9</b> | <b>16</b> | <b>56.3</b> |

| REG : Period 4           | Made     | Att       | Pct         |
|--------------------------|----------|-----------|-------------|
| Layups                   | 2        | 3         | 66.7        |
| Dunks                    | 0        | 0         | 0           |
| 2PT Field Goals          | 4        | 7         | 57.1        |
| 3PT Field Goals          | 1        | 8         | 12.5        |
| <b>Total Field Goals</b> | <b>5</b> | <b>15</b> | <b>33.3</b> |

**Official Shot Chart**  
**The Region vs The Region**  
 The Region Team Shots  
 July 23, 2021 at Covelli Center



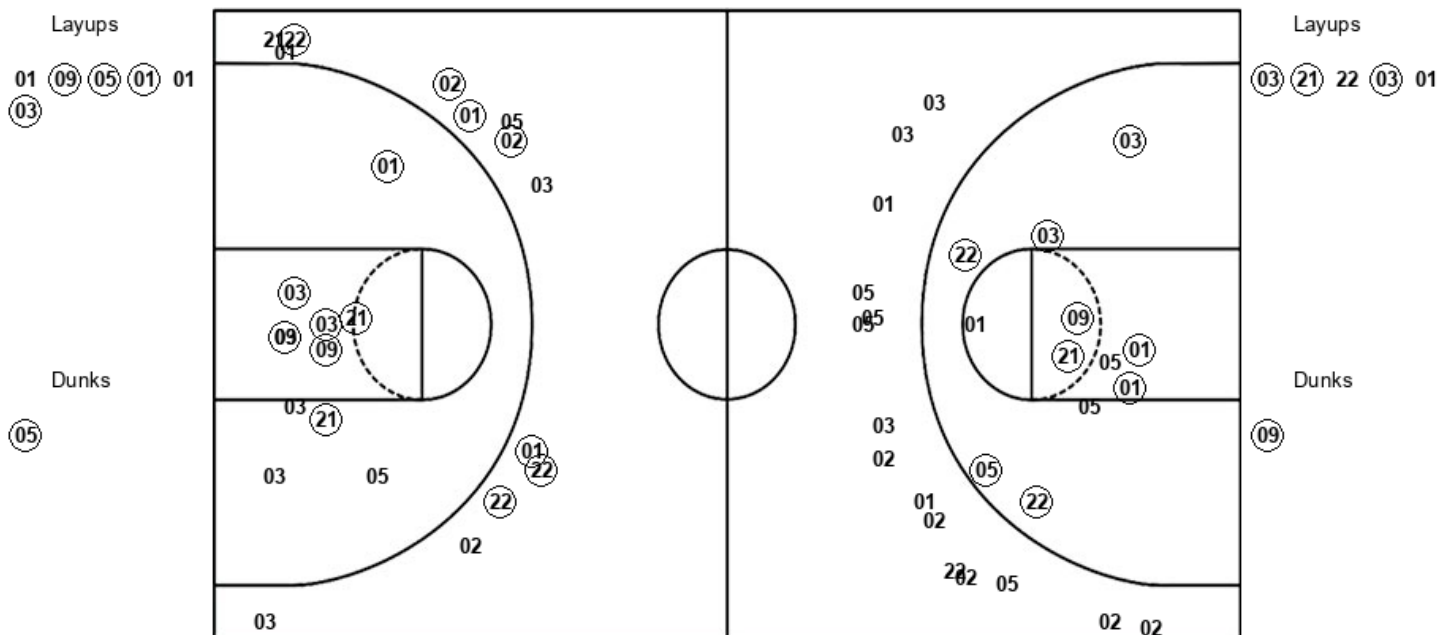
| REG : Period 1           | Made     | Att       | Pct         |
|--------------------------|----------|-----------|-------------|
| Layups                   | 4        | 5         | 80.0        |
| Dunks                    | 1        | 1         | 100.0       |
| 2PT Field Goals          | 5        | 8         | 62.5        |
| 3PT Field Goals          | 3        | 11        | 27.3        |
| <b>Total Field Goals</b> | <b>8</b> | <b>19</b> | <b>42.1</b> |

| REG : Period 3           | Made     | Att       | Pct         |
|--------------------------|----------|-----------|-------------|
| Layups                   | 1        | 3         | 33.3        |
| Dunks                    | 0        | 0         | 0           |
| 2PT Field Goals          | 4        | 9         | 44.4        |
| 3PT Field Goals          | 1        | 6         | 16.7        |
| <b>Total Field Goals</b> | <b>5</b> | <b>15</b> | <b>33.3</b> |

| REG : Period 2           | Made     | Att       | Pct         |
|--------------------------|----------|-----------|-------------|
| Layups                   | 2        | 4         | 50.0        |
| Dunks                    | 0        | 0         | 0           |
| 2PT Field Goals          | 4        | 9         | 44.4        |
| 3PT Field Goals          | 1        | 3         | 33.3        |
| <b>Total Field Goals</b> | <b>5</b> | <b>12</b> | <b>41.7</b> |

| REG : Period 4           | Made     | Att       | Pct         |
|--------------------------|----------|-----------|-------------|
| Layups                   | 2        | 3         | 66.7        |
| Dunks                    | 0        | 0         | 0           |
| 2PT Field Goals          | 4        | 7         | 57.1        |
| 3PT Field Goals          | 1        | 8         | 12.5        |
| <b>Total Field Goals</b> | <b>5</b> | <b>15</b> | <b>33.3</b> |

**Official Shot Chart**  
**The Region vs The Region**  
The Money Team Team Shots  
July 23, 2021 at Covelli Center



| TMT : Period 1           | Made     | Att       | Pct         |
|--------------------------|----------|-----------|-------------|
| Layups                   | 2        | 3         | 66.7        |
| Dunks                    | 1        | 1         | 100.0       |
| 2PT Field Goals          | 7        | 10        | 70.0        |
| 3PT Field Goals          | 0        | 7         | 00.0        |
| <b>Total Field Goals</b> | <b>7</b> | <b>17</b> | <b>41.2</b> |

| TMT : Period 3           | Made      | Att       | Pct         |
|--------------------------|-----------|-----------|-------------|
| Layups                   | 2         | 3         | 66.7        |
| Dunks                    | 1         | 1         | 100.0       |
| 2PT Field Goals          | 5         | 6         | 83.3        |
| 3PT Field Goals          | 6         | 9         | 66.7        |
| <b>Total Field Goals</b> | <b>11</b> | <b>15</b> | <b>73.3</b> |

| TMT : Period 2           | Made     | Att       | Pct         |
|--------------------------|----------|-----------|-------------|
| Layups                   | 1        | 2         | 50.0        |
| Dunks                    | 0        | 0         | 0           |
| 2PT Field Goals          | 6        | 8         | 75.0        |
| 3PT Field Goals          | 0        | 8         | 00.0        |
| <b>Total Field Goals</b> | <b>6</b> | <b>16</b> | <b>37.5</b> |

| TMT : Period 4           | Made     | Att       | Pct         |
|--------------------------|----------|-----------|-------------|
| Layups                   | 2        | 3         | 66.7        |
| Dunks                    | 0        | 0         | 0           |
| 2PT Field Goals          | 8        | 12        | 66.7        |
| 3PT Field Goals          | 1        | 4         | 25.0        |
| <b>Total Field Goals</b> | <b>9</b> | <b>16</b> | <b>56.3</b> |