

## **FINAL SCORE**

<b>Bucketneers</b>	<b>57</b>
--------------------	-----------

<b>Sideline Cancer</b>	<b>58</b>
------------------------	-----------

**The Basketball Tournament**

**July 21, 2021 • Charleston Coliseum**



## **FINAL STATISTICS**

**Official Box Score**  
**Bucketneers vs Sideline Cancer**  
**Game Totals -- Final Statistics**  
**July 21, 2021 at Charleston Coliseum**



### Bucketneers 57

No.	Player	S	Pts	FG	3FG	FT	OR	DR	TR	PF	A	TO	Blk	Stl	Min	+/-
00	CROMER, T.J.	PG	9	4-10	1-2	0-0	0	0	0	1	0	1	0	1	23	0
04	MERRIWEATHER, AJ	SG	3	0-5	0-1	3-4	2	5	7	2	1	0	0	0	23	-3
05	TUOYO, JUSTIN	C	10	4-12	0-4	2-3	4	4	8	3	2	1	0	1	34	-8
07	BANKS, ISAAC	SF	5	2-2	1-1	0-0	2	1	3	2	1	1	1	2	30	5
08	BRADFORD, DESONTA	SG	16	7-19	2-3	0-0	4	5	9	1	2	5	0	0	30	-8
02	BOYD III, TRAY	PG	0	0-0	0-0	0-0	0	0	0	1	0	0	0	1	7	5
03	PIGRAM, COURTNEY	PG	12	4-8	2-5	2-2	0	0	0	0	0	2	0	1	18	5
23	HUDSON, CORNELIUS	SG	0	0-0	0-0	0-0	1	2	3	0	0	1	0	1	6	-2
40	GLASS, TEVIN	PF	2	1-3	0-0	0-0	1	1	2	2	0	2	1	2	9	1
	TEAM						1	3	4	0		0				
<b>TOTALS</b>			<b>57</b>	<b>22-59</b>	<b>6-16</b>	<b>7-9</b>	<b>15</b>	<b>21</b>	<b>36</b>	<b>12</b>	<b>6</b>	<b>13</b>	<b>2</b>	<b>9</b>	<b>180</b>	

#### Shooting By Period

Period	FG	FG%	3FG	3FG%	FT	FT%
1st Qtr	4-18	22%	2-6	33%	1-2	50%
2nd Qtr	8-15	53%	2-3	67%	0-0	0%
3rd Qtr	4-13	31%	1-4	25%	4-4	100%
4th Qtr	6-13	46%	1-3	33%	2-3	67%
1st Half	12-33	36%	4-9	44%	1-2	50%
2nd Half	10-26	38%	2-7	29%	6-7	86%
<b>Game</b>	<b>22-59</b>	<b>37.3%</b>	<b>6-16</b>	<b>37.5%</b>	<b>7-9</b>	<b>77.8%</b>

Deadball Rebounds: 0,0

Last FG: 4th-03:58

Biggest Run: 10-0

Largest lead: By 5 at 2nd-06:30

Technical Fouls: #08 BRADFORD @ 2nd - 00:00;

### Sideline Cancer 58

No.	Player	S	Pts	FG	3FG	FT	OR	DR	TR	PF	A	TO	Blk	Stl	Min	+/-
00	ARTIS, JAMEL	PF	19	9-12	0-2	1-3	0	2	2	0	1	1	0	0	30	12
01	CREEK, MAURICE	SG	7	2-6	1-4	2-2	0	1	1	2	0	1	0	0	18	-1
03	KEENE, MARCUS	PG	13	5-9	2-5	1-2	0	3	3	3	5	4	0	5	29	8
05	THOMPSON, ERIC	C	3	1-4	0-0	1-2	3	7	10	5	1	1	3	0	24	7
08	LEWIS, TREY	PG	8	3-8	2-4	0-0	1	3	4	2	1	3	0	0	28	7
02	LARRIER, TERRY	SF	4	2-5	0-1	0-0	0	2	2	0	0	1	0	1	22	-5
04	MASSEY, BRUCE	SG	1	0-0	0-0	1-2	0	0	0	1	0	0	0	0	6	-4
10	ABELL, REMY	SG	0	0-2	0-1	0-0	0	1	1	0	0	1	0	0	7	-7
32	ESHO, MAXIE	PF	0	0-0	0-0	0-0	0	0	0	1	0	1	0	0	7	-3
33	UPSON, ZWENCYL	SG	3	1-2	0-0	1-1	2	1	3	1	0	2	0	0	8	-9
	TEAM						1	4	5	0		0				
<b>TOTALS</b>			<b>58</b>	<b>23-48</b>	<b>5-17</b>	<b>7-12</b>	<b>7</b>	<b>24</b>	<b>31</b>	<b>15</b>	<b>8</b>	<b>15</b>	<b>3</b>	<b>6</b>	<b>180</b>	

#### Shooting By Period

Period	FG	FG%	3FG	3FG%	FT	FT%
1st Qtr	6-14	43%	0-4	00%	1-1	100%
2nd Qtr	6-12	50%	2-5	40%	1-2	50%
3rd Qtr	5-12	42%	0-2	00%	3-5	60%
4th Qtr	6-10	60%	3-6	50%	2-4	50%
1st Half	12-26	46%	2-9	22%	2-3	67%
2nd Half	11-22	50%	3-8	38%	5-9	56%
<b>Game</b>	<b>23-48</b>	<b>47.9%</b>	<b>5-17</b>	<b>29.4%</b>	<b>7-12</b>	<b>58.3%</b>

Deadball Rebounds: 2,0

Last FG: 4th-03:58

Biggest Run: 7-0

Largest lead: By 5 at 3rd-02:33

Technical Fouls: #03 KEENE @ 2nd - 00:00;

#### Game Notes:

Officials: Bill Covington, Ryan Sasano, Jerry Heater

Start Time: 07:08 PM ET

End Time: 08:50 PM ET

Game Duration: 1:42

Score	1st	2nd	3rd	4th	TOT
BCN	11	18	13	15	<b>57</b>
SCN	13	15	13	17	<b>58</b>

BCN led for 11:54. SCN led for 19:12.

Game was tied for 4:54.

Times tied: 11

Lead Changes: 17

Points	BCN	SCN
In the Paint	30	22
Off Turns	15	9
2nd Chance	20	5
Fast Break	5	7
Bench	14	8
Per Poss	0.966 25/59	0.967 27/60

**Official Box Score**  
**Bucketneers vs Sideline Cancer**  
**First Half Statistics Only**  
**July 21, 2021 at Charleston Coliseum**



### Bucketneers 29

No.	Player	S	Pts	FG	3FG	FT	OR	DR	TR	PF	A	TO	Blk	Stl	Min	+/-
00	CROMER, T.J.	PG	9	4-9	1-2	0-0	0	0	0	0	0	1	0	1	13	-3
02	BOYD III, TRAY	PG	0	0-0	0-0	0-0	0	0	0	1	0	0	0	1	5	7
03	PIGRAM, COURTNEY	PG	3	1-2	1-1	0-0	0	0	0	0	0	1	0	0	3	7
04	MERRIWEATHER, AJ	SG	1	0-3	0-1	1-2	2	3	5	0	1	0	0	0	13	-2
05	TUOYO, JUSTIN	C	6	3-8	0-3	0-0	2	1	3	0	0	0	0	0	18	-2
07	BANKS, ISAAC	SF	5	2-2	1-1	0-0	1	1	2	1	0	1	0	1	16	4
08	BRADFORD, DESONTA	SG	5	2-8	1-1	0-0	1	3	4	1	2	3	0	0	15	-6
23	HUDSON, CORNELIUS	SG	0	0-0	0-0	0-0	0	1	1	0	0	0	0	1	4	0
40	GLASS, TEVIN	PF	0	0-1	0-0	0-0	1	1	2	0	0	0	0	0	3	0
	TEAM		0	0-0	0-0	0-0	0	2	2	0	0	0	0	0	0	
<b>TOTALS</b>			<b>29</b>	<b>12-33</b>	<b>4-9</b>	<b>1-2</b>	<b>7</b>	<b>12</b>	<b>19</b>	<b>3</b>	<b>3</b>	<b>6</b>	<b>0</b>	<b>4</b>	<b>90</b>	

#### Shooting By Period

Period	FG	FG%	3FG	3FG%	FT	FT%
1st Qtr	4-18	22%	2-6	33%	1-2	50%
2nd Qtr	8-15	53%	2-3	67%	0-0	0%
1st Half	12-33	36%	4-9	44%	1-2	50%
Game	22-59	37.3%	6-16	37.5%	7-9	77.8%

Deadball Rebounds: 0,0  
Last FG Half: BCN 2nd-00:00

### Sideline Cancer 28

No.	Player	S	Pts	FG	3FG	FT	OR	DR	TR	PF	A	TO	Blk	Stl	Min	+/-
00	ARTIS, JAMEL	PF	12	6-7	0-0	0-0	0	1	1	0	0	1	0	0	13	7
01	CREEK, MAURICE	SG	0	0-2	0-2	0-0	0	0	0	2	0	0	0	0	8	3
02	LARRIER, TERRY	SF	0	0-2	0-1	0-0	0	0	0	0	0	1	0	0	10	-3
03	KEENE, MARCUS	PG	9	4-7	1-3	0-0	0	2	2	2	2	3	0	2	14	-1
04	MASSEY, BRUCE	SG	1	0-0	0-0	1-2	0	0	0	1	0	0	0	0	5	-6
05	THOMPSON, ERIC	C	0	0-1	0-0	0-0	1	7	8	0	1	0	2	0	9	2
08	LEWIS, TREY	PG	3	1-3	1-2	0-0	0	1	1	0	1	1	0	0	13	5
10	ABELL, REMY	SG	0	0-2	0-1	0-0	0	1	1	0	0	1	0	0	5	-3
32	ESHO, MAXIE	PF	0	0-0	0-0	0-0	0	0	0	1	0	1	0	0	7	-3
33	UPSON, ZWENCYL	SG	3	1-2	0-0	1-1	1	1	2	0	0	0	0	0	5	-6
	TEAM		0	0-0	0-0	0-0	1	2	3	0	0	0	0	0	0	
<b>TOTALS</b>			<b>28</b>	<b>12-26</b>	<b>2-9</b>	<b>2-3</b>	<b>3</b>	<b>15</b>	<b>18</b>	<b>6</b>	<b>4</b>	<b>8</b>	<b>2</b>	<b>2</b>	<b>90</b>	

#### Shooting By Period

Period	FG	FG%	3FG	3FG%	FT	FT%
1st Qtr	6-14	43%	0-4	00%	1-1	100%
2nd Qtr	6-12	50%	2-5	40%	1-2	50%
1st Half	12-26	46%	2-9	22%	2-3	67%
Game	23-48	47.9%	5-17	29.4%	7-12	58.3%

Deadball Rebounds: 2,0  
Last FG Half: SCN 2nd-00:29

#### Game Notes:

Officials: **Bill Covington, Ryan Sasano, Jerry Heater**

Start Time: **07:08 PM ET**

End Time: **08:50 PM ET**

Game Duration: **1:42**

Score	1st	2nd	3rd	4th	TOT
BCN	11	18	13	15	<b>57</b>
SCN	13	15	13	17	<b>58</b>

Points from (This Period)	BCN	SCN
In the Paint	16	10
Off Turns	8	4
2nd Chance	11	3
Fast Break	2	2
Bench	3	4

**Official Box Score**  
**Bucketneers vs Sideline Cancer**  
**First Quarter Statistics Only**  
**July 21, 2021 at Charleston Coliseum**



### Bucketneers 11

No.	Player	S	Pts	FG	3FG	FT	OR	DR	TR	PF	A	TO	Blk	Stl	Min	+/-
00	CROMER, T.J.	PG	7	3-5	1-2	0-0	0	0	0	0	0	0	0	0	6	-2
04	MERRIWEATHER, AJ	SG	1	0-3	0-1	1-2	2	2	4	0	0	0	0	0	6	-2
05	TUOYO, JUSTIN	C	0	0-2	0-2	0-0	0	0	0	0	0	0	0	0	9	-5
07	BANKS, ISAAC	SF	0	0-0	0-0	0-0	0	1	1	0	0	0	0	0	7	1
08	BRADFORD, DESONTA	SG	0	0-5	0-0	0-0	0	1	1	0	1	0	0	0	8	-5
02	BOYD III, TRAY	PG	0	0-0	0-0	0-0	0	0	0	1	0	0	0	1	2	0
03	PIGRAM, COURTNEY	PG	3	1-2	1-1	0-0	0	0	0	0	0	0	0	0	1	3
23	HUDSON, CORNELIUS	SG	0	0-0	0-0	0-0	0	0	0	0	0	0	0	1	3	0
40	GLASS, TEVIN	PF	0	0-1	0-0	0-0	1	1	2	0	0	0	0	0	3	0
	TEAM						0	1	1	0		0				
<b>TOTALS</b>			<b>11</b>	<b>4-18</b>	<b>2-6</b>	<b>1-2</b>	<b>3</b>	<b>6</b>	<b>9</b>	<b>1</b>	<b>1</b>	<b>0</b>	<b>0</b>	<b>2</b>	<b>45</b>	

#### Shooting By Period

Period	FG	FG%	3FG	3FG%	FT	FT%
1st Qtr	4-18	22%	2-6	33%	1-2	50%
2nd Qtr	8-15	53%	2-3	67%	0-0	0%
1st Half	4-18	22%	2-6	33%	1-2	50%
1st Half	12-33	36%	4-9	44%	1-2	50%
Game	22-59	37.3%	6-16	37.5%	7-9	77.8%

Deadball Rebounds: 0,0

### Sideline Cancer 13

No.	Player	S	Pts	FG	3FG	FT	OR	DR	TR	PF	A	TO	Blk	Stl	Min	+/-
00	ARTIS, JAMEL	PF	8	4-5	0-0	0-0	0	1	1	0	0	1	0	0	7	4
01	CREEK, MAURICE	SG	0	0-1	0-1	0-0	0	0	0	2	0	0	0	0	2	-1
03	KEENE, MARCUS	PG	2	1-2	0-1	0-0	0	2	2	0	1	0	0	0	6	2
05	THOMPSON, ERIC	C	0	0-1	0-0	0-0	0	6	6	0	0	0	2	0	7	2
08	LEWIS, TREY	PG	0	0-2	0-1	0-0	0	0	0	0	0	0	0	0	7	2
02	LARRIER, TERRY	SF	0	0-1	0-1	0-0	0	0	0	0	0	1	0	0	7	3
04	MASSEY, BRUCE	SG	0	0-0	0-0	0-0	0	0	0	1	0	0	0	0	2	0
10	ABELL, REMY	SG	0	0-0	0-0	0-0	0	1	1	0	0	1	0	0	3	0
32	ESHO, MAXIE	PF	0	0-0	0-0	0-0	0	0	0	0	0	0	0	0	2	-2
33	UPSON, ZWENCYL	SG	3	1-2	0-0	1-1	1	1	2	0	0	0	0	0	2	0
	TEAM						1	1	2	0		0				
<b>TOTALS</b>			<b>13</b>	<b>6-14</b>	<b>0-4</b>	<b>1-1</b>	<b>2</b>	<b>12</b>	<b>14</b>	<b>3</b>	<b>1</b>	<b>3</b>	<b>2</b>	<b>0</b>	<b>45</b>	

#### Shooting By Period

Period	FG	FG%	3FG	3FG%	FT	FT%
1st Qtr	6-14	43%	0-4	00%	1-1	100%
2nd Qtr	6-12	50%	2-5	40%	1-2	50%
1st Half	6-14	43%	0-4	00%	1-1	100%
1st Half	12-26	46%	2-9	22%	2-3	67%
Game	23-48	47.9%	5-17	29.4%	7-12	58.3%

Deadball Rebounds: 2,0

#### Game Notes:

Officials: Bill Covington, Ryan Sasano, Jerry Heater

Start Time: 07:08 PM ET

End Time: 08:50 PM ET

Game Duration: 1:42

Score	1st	2nd	3rd	4th	TOT
BCN	11	18	13	15	<b>57</b>
SCN	13	15	13	17	<b>58</b>

Points (This Period)	BCN	SCN
In the Paint	4	6
Off Turns	4	0
2nd Chance	1	3
Fast Break	0	0
Bench	3	3
Per Poss	0.688 5/16	0.867 7/15

**Official Play-By-Play**  
**Bucketneers vs Sideline Cancer**  
**First Quarter**  
**July 21, 2021 at Charleston Coliseum**



**Period 1**

**Starters:**

**Bucketneers:** 0 CROMER, T.J. (PG); 4 MERRIWEATHER, AJ (SG); 5 TUOYO, JUSTIN (C); 7 BANKS, ISAAC (SF); 8 BRADFORD, DESONTA (SG);

**Sideline Cancer:** 0 ARTIS, JAMEL (PF); 1 CREEK, MAURICE (SG); 3 KEENE, MARCUS (PG); 5 THOMPSON, ERIC (C); 8 LEWIS, TREY (PG);

Time	VISITORS: Bucketneers	Score	Margin	HOME: Sideline Cancer
08:56	GOOD! LAYUP by CROMER, T.J.	0-2	V 2	
08:31				MISSED JUMPER by THOMPSON, ERIC
08:23	REBOUND (DEF) by MERRIWEATHER, AJ			
08:08	MISSED 3PTR by CROMER, T.J.			
08:04	REBOUND (OFF) by MERRIWEATHER, AJ			
08:03	MISSED JUMPER by MERRIWEATHER, AJ			
08:03				BLOCK by THOMPSON, ERIC
07:57				REBOUND (DEF) by THOMPSON, ERIC
07:56		2-2	T	GOOD! LAYUP by ARTIS, JAMEL
07:56				ASSIST by KEENE, MARCUS
07:39	MISSED 3PTR by TUOYO, JUSTIN			
07:35				REBOUND (DEF) by KEENE, MARCUS
07:31				MISSED 3PTR by LEWIS, TREY
07:27				REBOUND (OFF) by TEAM
07:26				TURNOVER (OUTOFBOUNDS) by ARTIS, JAMEL
07:08				FOUL (PERSONAL) by CREEK, MAURICE
07:01	MISSED JUMPER by CROMER, T.J.			
06:59	REBOUND (OFF) by MERRIWEATHER, AJ			
06:59				FOUL (PERSONAL) by CREEK, MAURICE
06:59	GOOD! FT by MERRIWEATHER, AJ	2-3	V 1	
06:59	MISSED FT by MERRIWEATHER, AJ			
06:57				REBOUND (DEF) by ARTIS, JAMEL
06:40				MISSED 3PTR by CREEK, MAURICE
06:37	REBOUND (DEF) by TEAM			
06:37				SUB OUT: CREEK, MAURICE
06:37				SUB IN: LARRIER, TERRY
06:21	MISSED LAYUP by BRADFORD, DESONTA			
06:18				REBOUND (DEF) by KEENE, MARCUS
06:13		4-3	H 1	GOOD! JUMPER by KEENE, MARCUS
05:50	MISSED 3PTR by MERRIWEATHER, AJ			
05:45				REBOUND (DEF) by THOMPSON, ERIC
05:33				MISSED JUMPER by LEWIS, TREY
05:30	REBOUND (DEF) by MERRIWEATHER, AJ			
05:25	MISSED 3PTR by TUOYO, JUSTIN			
05:21				REBOUND (DEF) by TEAM
05:07				MISSED 3PTR by KEENE, MARCUS
05:02	REBOUND (DEF) by BRADFORD, DESONTA			
04:59	GOOD! 3PTR by CROMER, T.J.	4-6	V 2	
04:59	ASSIST by BRADFORD, DESONTA			
04:40		6-6	T	GOOD! JUMPER by ARTIS, JAMEL
04:09	GOOD! JUMPER by CROMER, T.J. [PNT]	6-8	V 2	
04:00		8-8	T	GOOD! JUMPER by ARTIS, JAMEL
03:34	MISSED LAYUP by BRADFORD, DESONTA			
03:31				REBOUND (DEF) by THOMPSON, ERIC
03:29				MISSED 3PTR by LARRIER, TERRY
03:24	REBOUND (DEF) by BANKS, ISAAC			
03:11	MISSED JUMPER by MERRIWEATHER, AJ			
03:11				BLOCK by THOMPSON, ERIC
03:06				REBOUND (DEF) by THOMPSON, ERIC
03:04		10-8	H 2	GOOD! JUMPER by ARTIS, JAMEL [PNT]
02:47				
02:47				SUB OUT: KEENE, MARCUS
02:47				SUB IN: ABELL, REMY
02:47	SUB OUT: CROMER, T.J.			
02:47	SUB OUT: MERRIWEATHER, AJ			
02:47	SUB OUT: BANKS, ISAAC			
02:47	SUB IN: BOYD III, TRAY			
02:47	SUB IN: HUDSON, CORNELIUS			
02:47	SUB IN: GLASS, TEVIN			
02:33	MISSED JUMPER by BRADFORD, DESONTA			
02:29				REBOUND (DEF) by THOMPSON, ERIC
02:08				TURNOVER (BADPASS) by LARRIER, TERRY
02:08	STEAL by HUDSON, CORNELIUS			
02:04	MISSED JUMPER by BRADFORD, DESONTA			
01:58				REBOUND (DEF) by THOMPSON, ERIC

Time	VISITORS: Bucketneers	Score	Margin	HOME: Sideline Cancer
01:56				SUB OUT: THOMPSON, ERIC
01:56				SUB OUT: LEWIS, TREY
01:56				SUB IN: MASSEY, BRUCE
01:56				SUB IN: UPSON, ZWENCYL
01:49				MISSED JUMPER by ARTIS, JAMEL
01:47				REBOUND (OFF) by UPSON, ZWENCYL
01:47		12-8	H 4	GOOD! LAYUP by UPSON, ZWENCYL
01:47	FOUL (PERSONAL) by BOYD III, TRAY			
01:47				SUB OUT: ARTIS, JAMEL
01:47				SUB IN: ESHO, MAXIE
01:47		13-8	H 5	GOOD! FT by UPSON, ZWENCYL
01:30	MISSED JUMPER by PIGRAM, COURTNEY			
01:24	REBOUND (OFF) by GLASS, TEVIN			
01:22	SUB OUT: BOYD III, TRAY			
01:22	SUB IN: PIGRAM, COURTNEY			
01:12	MISSED JUMPER by BRADFORD, DESONTA			
01:07				REBOUND (DEF) by UPSON, ZWENCYL
01:06	SUB OUT: BRADFORD, DESONTA			
01:06	SUB IN: BANKS, ISAAC			
00:47				MISSED LAYUP by UPSON, ZWENCYL
00:45	REBOUND (DEF) by GLASS, TEVIN			
00:45				FOUL (PERSONAL) by MASSEY, BRUCE
00:28	MISSED JUMPER by GLASS, TEVIN			
00:25				REBOUND (DEF) by ABELL, REMY
00:21				TURNOVER (BADPASS) by ABELL, REMY
00:21	STEAL by BOYD III, TRAY			
00:11	SUB OUT: TUOYO, JUSTIN			
00:11	SUB IN: BOYD III, TRAY			
00:03	GOOD! 3PTR by PIGRAM, COURTNEY	13-11	H 2	

### Bucketneers 11, Sideline Cancer 13

Points (This Period)	BCN	SCN
In the Paint	4	6
Off Turns	4	0
2nd Chance	1	3
Fast Break	0	0
Bench	3	3
Per Poss	0.688 5/16	0.867 7/15

**Official Box Score**  
**Bucketneers vs Sideline Cancer**  
**Second Quarter Statistics Only**  
**July 21, 2021 at Charleston Coliseum**



### Bucketneers 18

No.	Player	S	Pts	FG	3FG	FT	OR	DR	TR	PF	A	TO	Blk	Stl	Min	+/-
00	CROMER, T.J.	PG	2	1-4	0-0	0-0	0	0	0	0	0	1	0	1	7	-1
04	MERRIWEATHER, AJ	SG	0	0-0	0-0	0-0	0	1	1	0	1	0	0	0	7	0
05	TUOYO, JUSTIN	C	6	3-6	0-1	0-0	2	1	3	0	0	0	0	0	9	3
07	BANKS, ISAAC	SF	5	2-2	1-1	0-0	1	0	1	1	0	1	0	1	9	3
08	BRADFORD, DESONTA	SG	5	2-3	1-1	0-0	1	2	3	1	1	3	0	0	7	-1
02	BOYD III, TRAY	PG	0	0-0	0-0	0-0	0	0	0	0	0	0	0	0	3	7
03	PIGRAM, COURTNEY	PG	0	0-0	0-0	0-0	0	0	0	0	0	1	0	0	2	4
23	HUDSON, CORNELIUS	SG	0	0-0	0-0	0-0	0	1	1	0	0	0	0	0	1	0
40	GLASS, TEVIN	PF	0	0-0	0-0	0-0	0	0	0	0	0	0	0	0	0	0
	TEAM						0	1	1	0		0				
<b>TOTALS</b>			<b>18</b>	<b>8-15</b>	<b>2-3</b>	<b>0-0</b>	<b>4</b>	<b>6</b>	<b>10</b>	<b>2</b>	<b>2</b>	<b>6</b>	<b>0</b>	<b>2</b>	<b>45</b>	

#### Shooting By Period

Period	FG	FG%	3FG	3FG%	FT	FT%
3rd Qtr	4-13	31%	1-4	25%	4-4	100%
4th Qtr	6-13	46%	1-3	33%	2-3	67%
2nd Half	8-15	53%	2-3	67%	0-0	0%
2nd Half	10-26	38%	2-7	29%	6-7	86%
Game	22-59	37.3%	6-16	37.5%	7-9	77.8%

Deadball Rebounds: 0,0

### Sideline Cancer 15

No.	Player	S	Pts	FG	3FG	FT	OR	DR	TR	PF	A	TO	Blk	Stl	Min	+/-
00	ARTIS, JAMEL	PF	4	2-2	0-0	0-0	0	0	0	0	0	0	0	0	6	3
01	CREEK, MAURICE	SG	0	0-1	0-1	0-0	0	0	0	0	0	0	0	0	6	4
03	KEENE, MARCUS	PG	7	3-5	1-2	0-0	0	0	0	2	1	3	0	2	8	-3
05	THOMPSON, ERIC	C	0	0-0	0-0	0-0	1	1	2	0	1	0	0	0	2	0
08	LEWIS, TREY	PG	3	1-1	1-1	0-0	0	1	1	0	1	1	0	0	6	3
02	LARRIER, TERRY	SF	0	0-1	0-0	0-0	0	0	0	0	0	0	0	0	3	-6
04	MASSEY, BRUCE	SG	1	0-0	0-0	1-2	0	0	0	0	0	0	0	0	3	-6
10	ABELL, REMY	SG	0	0-2	0-1	0-0	0	0	0	0	0	0	0	0	2	-3
32	ESHO, MAXIE	PF	0	0-0	0-0	0-0	0	0	0	1	0	1	0	0	5	-1
33	UPSON, ZWENCYL	SG	0	0-0	0-0	0-0	0	0	0	0	0	0	0	0	3	-6
	TEAM						0	1	1	0		0				
<b>TOTALS</b>			<b>15</b>	<b>6-12</b>	<b>2-5</b>	<b>1-2</b>	<b>1</b>	<b>3</b>	<b>4</b>	<b>3</b>	<b>3</b>	<b>5</b>	<b>0</b>	<b>2</b>	<b>45</b>	

#### Shooting By Period

Period	FG	FG%	3FG	3FG%	FT	FT%
3rd Qtr	5-12	42%	0-2	00%	3-5	60%
4th Qtr	6-10	60%	3-6	50%	2-4	50%
2nd Half	6-12	50%	2-5	40%	1-2	50%
2nd Half	11-22	50%	3-8	38%	5-9	56%
Game	23-48	47.9%	5-17	29.4%	7-12	58.3%

Deadball Rebounds: 2,0

#### Game Notes:

Officials: **Bill Covington, Ryan Sasano, Jerry Heater**

Start Time: **07:08 PM ET**

End Time: **08:50 PM ET**

Game Duration: **1:42**

Score	1st	2nd	3rd	4th	TOT
BCN	11	18	13	15	<b>57</b>
SCN	13	15	13	17	<b>58</b>

Points (This Period)	BCN	SCN
In the Paint	12	4
Off Turns	4	4
2nd Chance	10	0
Fast Break	2	2
Bench	0	1
Per Poss	1.059 8/17	0.882 7/17

**Official Play-By-Play**  
**Bucketneers vs Sideline Cancer**  
**Second Quarter**  
**July 21, 2021 at Charleston Coliseum**



**Period 2**

**Starters:**

**Bucketneers:** 0 CROMER, T.J. (PG); 4 MERRIWEATHER, AJ (SG); 5 TUOYO, JUSTIN (C); 7 BANKS, ISAAC (SF); 8 BRADFORD, DESONTA (SG);

**Sideline Cancer:** 0 ARTIS, JAMEL (PF); 1 CREEK, MAURICE (SG); 3 KEENE, MARCUS (PG); 5 THOMPSON, ERIC (C); 8 LEWIS, TREY (PG);

Time	VISITORS: Bucketneers	Score	Margin	HOME: Sideline Cancer
09:00	SUB OUT: GLASS, TEVIN			
09:00	SUB IN: TUOYO, JUSTIN			
08:40				MISSED 3PTR by ABELL, REMY
08:34	REBOUND (DEF) by HUDSON, CORNELIUS			
08:16	TURNOVER (BADPASS) by PIGRAM, COURTNEY			
08:16				SUB OUT: ABELL, REMY
08:16				SUB IN: KEENE, MARCUS
08:16	SUB OUT: HUDSON, CORNELIUS			
08:16	SUB IN: MERRIWEATHER, AJ			
08:03				TURNOVER (BADPASS) by KEENE, MARCUS
08:03	STEAL by BANKS, ISAAC			
07:52	GOOD! LAYUP by TUOYO, JUSTIN	13-13	T	
07:52	ASSIST by MERRIWEATHER, AJ			
07:39				MISSED JUMPER by KEENE, MARCUS
07:33	REBOUND (DEF) by TUOYO, JUSTIN			
07:23	GOOD! JUMPER by BANKS, ISAAC [PNT]	13-15	V 2	
07:21				SUB OUT: ESHO, MAXIE
07:21				SUB IN: CREEK, MAURICE
07:21	SUB OUT: PIGRAM, COURTNEY			
07:21	SUB IN: CROMER, T.J.			
07:21	SUB OUT: BOYD III, TRAY			
07:21	SUB IN: BRADFORD, DESONTA			
07:01				MISSED JUMPER by LARRIER, TERRY
06:57	REBOUND (DEF) by BRADFORD, DESONTA			
06:55				FOUL (PERSONAL) by KEENE, MARCUS
06:50	MISSED JUMPER by CROMER, T.J.			
06:45	REBOUND (OFF) by TUOYO, JUSTIN			
06:30	GOOD! 3PTR by BRADFORD, DESONTA	13-18	V 5	
05:59	FOUL (PERSONAL) by BANKS, ISAAC			
05:59		14-18	V 4	GOOD! FT by MASSEY, BRUCE
05:59				SUB OUT: LARRIER, TERRY
05:59				SUB OUT: UPSON, ZWENCYL
05:59				SUB IN: ARTIS, JAMEL
05:59				SUB IN: THOMPSON, ERIC
05:58				MISSED FT by MASSEY, BRUCE
05:57				REBOUND (OFF) by THOMPSON, ERIC
05:52				TURNOVER (OTHER) by KEENE, MARCUS
05:52				SUB OUT: MASSEY, BRUCE
05:52				SUB IN: LEWIS, TREY
05:42	TURNOVER (BADPASS) by CROMER, T.J.			
05:42				STEAL by KEENE, MARCUS
05:38		16-18	V 2	GOOD! LAYUP by KEENE, MARCUS [FB]
05:10	MISSED 3PTR by TUOYO, JUSTIN			
05:06	REBOUND (OFF) by BRADFORD, DESONTA			
05:05	GOOD! LAYUP by BRADFORD, DESONTA	16-20	V 4	
05:01				SUB OUT: THOMPSON, ERIC
05:01				SUB IN: ESHO, MAXIE
04:43		19-20	V 1	GOOD! 3PTR by KEENE, MARCUS
04:43				ASSIST by LEWIS, TREY
04:23	GOOD! DUNK by TUOYO, JUSTIN [PNT]	19-22	V 3	
04:23	ASSIST by BRADFORD, DESONTA			
04:04		22-22	T	GOOD! 3PTR by LEWIS, TREY
04:04				ASSIST by KEENE, MARCUS
03:44	TURNOVER (BADPASS) by BRADFORD, DESONTA			
03:44				
03:23		24-22	H 2	GOOD! JUMPER by ARTIS, JAMEL
02:56	MISSED JUMPER by CROMER, T.J.			
02:55				REBOUND (DEF) by TEAM
02:40				TURNOVER (BADPASS) by LEWIS, TREY
02:40	STEAL by CROMER, T.J.			
02:32	GOOD! LAYUP by CROMER, T.J. [FB]	24-24	T	
02:23		26-24	H 2	GOOD! JUMPER by KEENE, MARCUS
01:54	MISSED JUMPER by CROMER, T.J.			
01:51				REBOUND (DEF) by LEWIS, TREY
01:46				MISSED 3PTR by CREEK, MAURICE



Time	VISITORS: Bucketneers	Score	Margin	HOME: Sideline Cancer
01:43	REBOUND (DEF) by MERRIWEATHER, AJ			
01:31	MISSED JUMPER by TUOYO, JUSTIN			
01:29	REBOUND (OFF) by BANKS, ISAAC			
01:29				SUB OUT: CREEK, MAURICE
01:29				SUB IN: ABELL, REMY
01:29	SUB OUT: MERRIWEATHER, AJ			
01:29	SUB IN: BOYD III, TRAY			
01:24	GOOD! 3PTR by BANKS, ISAAC	26-27	V 1	
01:14				FOUL (OFF) by ESHO, MAXIE
01:14				TURNOVER (OFFENSIVE) by ESHO, MAXIE
01:14	TIMEOUT 30SEC			
01:14				SUB OUT: ESHO, MAXIE
01:14				SUB IN: THOMPSON, ERIC
01:14	TURNOVER (BADPASS) by BANKS, ISAAC			
01:09				MISSED JUMPER by ABELL, REMY
01:09	REBOUND (DEF) by TEAM			
01:07	TURNOVER (BADPASS) by BRADFORD, DESONTA			
01:07				STEAL by KEENE, MARCUS
01:05				MISSED 3PTR by KEENE, MARCUS
00:59	REBOUND (DEF) by BRADFORD, DESONTA			
00:43	MISSED JUMPER by TUOYO, JUSTIN			
00:40				REBOUND (DEF) by THOMPSON, ERIC
00:29		28-27	H 1	GOOD! LAYUP by ARTIS, JAMEL [PNT]
00:29				ASSIST by THOMPSON, ERIC
00:01	MISSED JUMPER by BRADFORD, DESONTA			
00:00	REBOUND (OFF) by TUOYO, JUSTIN			
00:00	GOOD! DUNK by TUOYO, JUSTIN	28-29	V 1	
00:00				FOUL (TECH) by KEENE, MARCUS
00:00				TURNOVER (OFFENSIVE) by KEENE, MARCUS
00:00	FOUL (TECH) by BRADFORD, DESONTA			
00:00	TURNOVER (OFFENSIVE) by BRADFORD, DESONTA			

Bucketneers 29, Sideline Cancer 28

Points (This Period)	BCN	SCN
In the Paint	12	4
Off Turns	4	4
2nd Chance	10	0
Fast Break	2	2
Bench	0	1
Per Poss	1.059 8/17	0.882 7/17

**Official Box Score**  
**Bucketneers vs Sideline Cancer**  
**Second Half Statistics Only**  
**July 21, 2021 at Charleston Coliseum**



### Bucketneers 28

No.	Player	S	Pts	FG	3FG	FT	OR	DR	TR	PF	A	TO	Blk	Stl	Min	+/-
00	CROMER, T.J.	PG	0	0-1	0-0	0-0	0	0	0	1	0	0	0	0	10	3
02	BOYD III, TRAY	PG	0	0-0	0-0	0-0	0	0	0	0	0	0	0	0	2	-2
03	PIGRAM, COURTNEY	PG	9	3-6	1-4	2-2	0	0	0	0	0	1	0	1	15	-2
04	MERRIWEATHER, AJ	SG	2	0-2	0-0	2-2	0	2	2	2	0	0	0	0	10	-1
05	TUOYO, JUSTIN	C	4	1-4	0-1	2-3	2	3	5	3	2	1	0	1	16	-6
07	BANKS, ISAAC	SF	0	0-0	0-0	0-0	1	0	1	1	1	0	1	1	14	1
08	BRADFORD, DESONTA	SG	11	5-11	1-2	0-0	3	2	5	0	0	2	0	0	15	-2
23	HUDSON, CORNELIUS	SG	0	0-0	0-0	0-0	1	1	2	0	0	1	0	0	2	-2
40	GLASS, TEVIN	PF	2	1-2	0-0	0-0	0	0	0	2	0	2	1	2	6	1
	TEAM		0	0-0	0-0	0-0	1	1	2	0	0	0	0	0	0	
<b>TOTALS</b>			<b>28</b>	<b>10-26</b>	<b>2-7</b>	<b>6-7</b>	<b>8</b>	<b>9</b>	<b>17</b>	<b>9</b>	<b>3</b>	<b>7</b>	<b>2</b>	<b>5</b>	<b>90</b>	

#### Shooting By Period

Period	FG	FG%	3FG	3FG%	FT	FT%
3rd Qtr	4-13	31%	1-4	25%	4-4	100%
4th Qtr	6-13	46%	1-3	33%	2-3	67%
2nd Half	10-26	38%	2-7	29%	6-7	86%
Game	22-59	37.3%	6-16	37.5%	7-9	77.8%

Deadball Rebounds: 0,0

Last FG Half: BCN 4th-03:58

### Sideline Cancer 30

No.	Player	S	Pts	FG	3FG	FT	OR	DR	TR	PF	A	TO	Blk	Stl	Min	+/-
00	ARTIS, JAMEL	PF	7	3-5	0-2	1-3	0	1	1	0	1	0	0	0	17	5
01	CREEK, MAURICE	SG	7	2-4	1-2	2-2	0	1	1	0	0	1	0	0	9	-4
02	LARRIER, TERRY	SF	4	2-3	0-0	0-0	0	2	2	0	0	0	0	1	12	-2
03	KEENE, MARCUS	PG	4	1-2	1-2	1-2	0	1	1	1	3	1	0	3	15	9
04	MASSEY, BRUCE	SG	0	0-0	0-0	0-0	0	0	0	0	0	0	0	0	1	2
05	THOMPSON, ERIC	C	3	1-3	0-0	1-2	2	0	2	5	0	1	1	0	15	5
08	LEWIS, TREY	PG	5	2-5	1-2	0-0	1	2	3	2	0	2	0	0	15	2
10	ABELL, REMY	SG	0	0-0	0-0	0-0	0	0	0	0	0	0	0	0	2	-4
32	ESHO, MAXIE	PF	0	0-0	0-0	0-0	0	0	0	0	0	0	0	0	0	0
33	UPSON, ZWENCYL	SG	0	0-0	0-0	0-0	1	0	1	1	0	2	0	0	3	-3
	TEAM		0	0-0	0-0	0-0	0	2	2	0	0	0	0	0	0	
<b>TOTALS</b>			<b>30</b>	<b>11-22</b>	<b>3-8</b>	<b>5-9</b>	<b>4</b>	<b>9</b>	<b>13</b>	<b>9</b>	<b>4</b>	<b>7</b>	<b>1</b>	<b>4</b>	<b>90</b>	

#### Shooting By Period

Period	FG	FG%	3FG	3FG%	FT	FT%
3rd Qtr	5-12	42%	0-2	00%	3-5	60%
4th Qtr	6-10	60%	3-6	50%	2-4	50%
2nd Half	11-22	50%	3-8	38%	5-9	56%
Game	23-48	47.9%	5-17	29.4%	7-12	58.3%

Deadball Rebounds: 2,0

Last FG Half: SCN 4th-03:58

#### Game Notes:

Officials: Bill Covington, Ryan Sasano, Jerry Heater

Start Time: 07:08 PM ET

End Time: 08:50 PM ET

Game Duration: 1:42

Score	1st	2nd	3rd	4th	TOT
BCN	11	18	13	15	<b>57</b>
SCN	13	15	13	17	<b>58</b>

Points from (This Period)	BCN	SCN
In the Paint	14	12
Off Turns	7	5
2nd Chance	9	2
Fast Break	3	5
Bench	11	4

**Official Box Score**  
**Bucketneers vs Sideline Cancer**  
**Third Quarter Statistics Only**  
**July 21, 2021 at Charleston Coliseum**



### Bucketneers 28

No.	Player	S	Pts	FG	3FG	FT	OR	DR	TR	PF	A	TO	Blk	Stl	Min	+/-
00	CROMER, T.J.	PG	0	0-0	0-0	0-0	0	0	0	0	0	0	0	0	6	4
04	MERRIWEATHER, AJ	SG	2	0-2	0-0	2-2	0	2	2	1	0	0	0	0	5	0
05	TUOYO, JUSTIN	C	0	0-2	0-1	0-0	0	1	1	2	0	0	0	0	7	-4
07	BANKS, ISAAC	SF	0	0-0	0-0	0-0	0	0	0	1	1	0	0	0	5	3
08	BRADFORD, DESONTA	SG	2	1-3	0-0	0-0	2	0	2	0	0	1	0	0	6	0
02	BOYD III, TRAY	PG	0	0-0	0-0	0-0	0	0	0	0	0	0	0	0	2	-2
03	PIGRAM, COURTNEY	PG	7	2-4	1-3	2-2	0	0	0	0	0	0	0	1	6	0
23	HUDSON, CORNELIUS	SG	0	0-0	0-0	0-0	1	1	2	0	0	1	0	0	2	-2
40	GLASS, TEVIN	PF	2	1-2	0-0	0-0	0	0	0	2	0	2	1	2	6	1
	TEAM						1	1	2	0		0				
<b>TOTALS</b>			<b>13</b>	<b>4-13</b>	<b>1-4</b>	<b>4-4</b>	<b>4</b>	<b>5</b>	<b>9</b>	<b>6</b>	<b>1</b>	<b>4</b>	<b>1</b>	<b>3</b>	<b>45</b>	

#### Shooting By Period

Period	FG	FG%	3FG	3FG%	FT	FT%
2nd Half	0-0	0%	0-0	0%	0-0	0%
Game	22-59	37.3%	6-16	37.5%	7-9	77.8%

Deadball Rebounds: 0,0

### Sideline Cancer 30

No.	Player	S	Pts	FG	3FG	FT	OR	DR	TR	PF	A	TO	Blk	Stl	Min	+/-
00	ARTIS, JAMEL	PF	7	3-3	0-0	1-3	0	0	0	0	0	0	0	0	8	3
01	CREEK, MAURICE	SG	4	1-3	0-1	2-2	0	1	1	0	0	1	0	0	8	-2
03	KEENE, MARCUS	PG	0	0-0	0-0	0-0	0	1	1	1	1	0	0	1	7	4
05	THOMPSON, ERIC	C	2	1-3	0-0	0-0	1	0	1	2	0	1	0	0	6	3
08	LEWIS, TREY	PG	0	0-3	0-1	0-0	1	1	2	1	0	1	0	0	6	0
02	LARRIER, TERRY	SF	0	0-0	0-0	0-0	0	1	1	0	0	0	0	0	3	-3
04	MASSEY, BRUCE	SG	0	0-0	0-0	0-0	0	0	0	0	0	0	0	0	1	2
10	ABELL, REMY	SG	0	0-0	0-0	0-0	0	0	0	0	0	0	0	0	2	-4
32	ESHO, MAXIE	PF	0	0-0	0-0	0-0	0	0	0	0	0	0	0	0	0	0
33	UPSON, ZWENCYL	SG	0	0-0	0-0	0-0	1	0	1	1	0	2	0	0	3	-3
	TEAM						0	1	1	0		0				
<b>TOTALS</b>			<b>13</b>	<b>5-12</b>	<b>0-2</b>	<b>3-5</b>	<b>3</b>	<b>5</b>	<b>8</b>	<b>5</b>	<b>1</b>	<b>5</b>	<b>0</b>	<b>1</b>	<b>45</b>	

#### Shooting By Period

Period	FG	FG%	3FG	3FG%	FT	FT%
2nd Half	0-0	0%	0-0	0%	0-0	0%
Game	23-48	47.9%	5-17	29.4%	7-12	58.3%

Deadball Rebounds: 2,0

#### Game Notes:

Officials: Bill Covington, Ryan Sasano, Jerry Heater

Start Time: 07:08 PM ET

End Time: 08:50 PM ET

Game Duration: 1:42

Score	1st	2nd	3rd	4th	TOT
BCN	11	18	13	15	<b>57</b>
SCN	13	15	13	17	<b>58</b>

Points (This Period)	BCN	SCN
In the Paint	6	6
Off Turns	4	3
2nd Chance	4	2
Fast Break	0	4
Bench	9	0
Per Poss	0.867 6/15	0.813 7/16

**Official Play-By-Play**  
**Bucketneers vs Sideline Cancer**  
**Third Quarter**  
**July 21, 2021 at Charleston Coliseum**



**Period 3**

**Starters:**

**Bucketneers:** 0 CROMER, T.J. (PG); 4 MERRIWEATHER, AJ (SG); 5 TUOYO, JUSTIN (C); 7 BANKS, ISAAC (SF); 8 BRADFORD, DESONTA (SG);  
**Sideline Cancer:** 0 ARTIS, JAMEL (PF); 1 CREEK, MAURICE (SG); 3 KEENE, MARCUS (PG); 5 THOMPSON, ERIC (C); 8 LEWIS, TREY (PG);

Time	VISITORS: Bucketneers	Score	Margin	HOME: Sideline Cancer
09:00				SUB OUT: ABELL, REMY
09:00				SUB IN: CREEK, MAURICE
09:00	SUB OUT: BOYD III, TRAY			
09:00	SUB IN: MERRIWEATHER, AJ			
08:38				MISSED JUMPER by LEWIS, TREY
08:38	REBOUND (DEF) by TEAM			
08:38				FOUL (PERSONAL) by THOMPSON, ERIC
08:19	TURNOVER (BADPASS) by BRADFORD, DESONTA			
08:19				STEAL by KEENE, MARCUS
08:14		30-29	H 1	GOOD! LAYUP by ARTIS, JAMEL [FB/PNT]
08:14				ASSIST by KEENE, MARCUS
08:14	FOUL (PERSONAL) by BANKS, ISAAC			
08:13				MISSED FT by ARTIS, JAMEL
08:11	REBOUND (DEF) by TUOYO, JUSTIN			
07:57	MISSED JUMPER by MERRIWEATHER, AJ			
07:55				REBOUND (DEF) by TEAM
07:35				MISSED LAYUP by THOMPSON, ERIC
07:31				REBOUND (OFF) by LEWIS, TREY
07:28				MISSED 3PTR by CREEK, MAURICE
07:24	REBOUND (DEF) by MERRIWEATHER, AJ			
07:06				FOUL (PERSONAL) by KEENE, MARCUS
07:06	GOOD! FT by MERRIWEATHER, AJ	30-30	T	
07:06	GOOD! FT by MERRIWEATHER, AJ	30-31	V 1	
06:49		32-31	H 1	GOOD! JUMPER by ARTIS, JAMEL
06:35	MISSED LAYUP by BRADFORD, DESONTA			
06:34				REBOUND (DEF) by LEWIS, TREY
06:34	FOUL (PERSONAL) by MERRIWEATHER, AJ			
06:34	SUB OUT: BRADFORD, DESONTA			
06:34	SUB IN: PIGRAM, COURTNEY			
06:17		34-31	H 3	GOOD! JUMPER by ARTIS, JAMEL
06:00	GOOD! 3PTR by PIGRAM, COURTNEY	34-34	T	
06:00	ASSIST by BANKS, ISAAC			
05:56	SUB OUT: CROMER, T.J.			
05:56	SUB OUT: BANKS, ISAAC			
05:56	SUB IN: BOYD III, TRAY			
05:56	SUB IN: GLASS, TEVIN			
05:29		36-34	H 2	GOOD! JUMPER by CREEK, MAURICE [PNT]
05:00	TURNOVER (OTHER) by GLASS, TEVIN			
05:00	SUB OUT: MERRIWEATHER, AJ			
05:00	SUB IN: HUDSON, CORNELIUS			
04:41				MISSED JUMPER by LEWIS, TREY
04:40	REBOUND (DEF) by HUDSON, CORNELIUS			
04:40				FOUL (PERSONAL) by LEWIS, TREY
04:26	MISSED 3PTR by PIGRAM, COURTNEY			
04:21	REBOUND (OFF) by HUDSON, CORNELIUS			
04:19	MISSED JUMPER by TUOYO, JUSTIN			
04:19	REBOUND (OFF) by TEAM			
04:19				FOUL (PERSONAL) by THOMPSON, ERIC
04:14	GOOD! JUMPER by PIGRAM, COURTNEY [PNT]	36-36	T	
04:06				TURNOVER (BADPASS) by LEWIS, TREY
04:06	STEAL by GLASS, TEVIN			
04:02	MISSED JUMPER by GLASS, TEVIN			
04:00				REBOUND (DEF) by KEENE, MARCUS
03:58	FOUL (PERSONAL) by TUOYO, JUSTIN			
03:58				
03:58				SUB OUT: CREEK, MAURICE
03:58				SUB IN: MASSEY, BRUCE
03:46				MISSED JUMPER by THOMPSON, ERIC
03:46	BLOCK by GLASS, TEVIN			
03:38				REBOUND (OFF) by THOMPSON, ERIC
03:38		38-36	H 2	GOOD! LAYUP by THOMPSON, ERIC
03:30	TURNOVER (BADPASS) by GLASS, TEVIN			
03:30	SUB OUT: BOYD III, TRAY			
03:30	SUB IN: BRADFORD, DESONTA			
03:27	FOUL (PERSONAL) by TUOYO, JUSTIN			

Time	VISITORS: Bucketneers	Score	Margin	HOME: Sideline Cancer
03:27				SUB OUT: MASSEY, BRUCE
03:27				SUB OUT: LEWIS, TREY
03:27				SUB IN: CREEK, MAURICE
03:27				SUB IN: LARRIER, TERRY
03:13				TURNOVER (BADPASS) by THOMPSON, ERIC
03:13	STEAL by GLASS, TEVIN			
03:09	TURNOVER (OUTOFBOUNDS) by HUDSON, CORNELIUS			
03:09				SUB OUT: THOMPSON, ERIC
03:09				SUB IN: UPSON, ZWENCYL
02:52	FOUL (PERSONAL) by GLASS, TEVIN			
02:52				MISSED FT by ARTIS, JAMEL
02:52				REBOUND (OFF) by TEAM
02:52		39-36	H 3	GOOD! FT by ARTIS, JAMEL
02:34	MISSED 3PTR by TUOYO, JUSTIN			
02:33				REBOUND (DEF) by CREEK, MAURICE
02:33	FOUL (PERSONAL) by GLASS, TEVIN			
02:33		40-36	H 4	GOOD! FT by CREEK, MAURICE [FB]
02:33	SUB OUT: HUDSON, CORNELIUS			
02:33	SUB IN: CROMER, T.J.			
02:33		41-36	H 5	GOOD! FT by CREEK, MAURICE [FB]
02:14	GOOD! LAYUP by GLASS, TEVIN	41-38	H 3	
02:01				TURNOVER (BADPASS) by UPSON, ZWENCYL
02:00				SUB OUT: KEENE, MARCUS
02:00				SUB IN: ABELL, REMY
02:00	SUB OUT: TUOYO, JUSTIN			
02:00	SUB IN: BANKS, ISAAC			
01:40	MISSED 3PTR by PIGRAM, COURTNEY			
01:36	REBOUND (OFF) by BRADFORD, DESONTA			
01:36	MISSED JUMPER by BRADFORD, DESONTA			
01:33				REBOUND (DEF) by LARRIER, TERRY
01:11				MISSED JUMPER by CREEK, MAURICE
01:11				REBOUND (OFF) by UPSON, ZWENCYL
01:11				TURNOVER (OTHER) by UPSON, ZWENCYL
00:47	GOOD! FT by PIGRAM, COURTNEY	41-39	H 2	
00:47				SUB OUT: ARTIS, JAMEL
00:47				SUB IN: LEWIS, TREY
00:47	SUB OUT: BRADFORD, DESONTA			
00:47	SUB IN: MERRIWEATHER, AJ			
00:47	GOOD! FT by PIGRAM, COURTNEY	41-40	H 1	
00:46				FOUL (PERSONAL) by UPSON, ZWENCYL
00:34				TURNOVER (BADPASS) by CREEK, MAURICE
00:34	STEAL by PIGRAM, COURTNEY			
00:25	SUB OUT: PIGRAM, COURTNEY			
00:25	SUB IN: BRADFORD, DESONTA			
00:25	MISSED JUMPER by MERRIWEATHER, AJ			
00:25	REBOUND (OFF) by BRADFORD, DESONTA			
00:25	GOOD! LAYUP by BRADFORD, DESONTA	41-42	V 1	
00:01				MISSED 3PTR by LEWIS, TREY
00:01	REBOUND (DEF) by MERRIWEATHER, AJ			

### Bucketneers 42, Sideline Cancer 41

Points (This Period)	BCN	SCN
In the Paint	6	6
Off Turns	4	3
2nd Chance	4	2
Fast Break	0	4
Bench	9	0
Per Poss	0.867 6/15	0.813 7/16

**Official Box Score**  
**Bucketneers vs Sideline Cancer**  
**Fourth Quarter Statistics Only**  
**July 21, 2021 at Charleston Coliseum**



### Bucketneers 15

No.	Player	S	Pts	FG	3FG	FT	OR	DR	TR	PF	A	TO	Blk	Stl	Min	+/-
00	CROMER, T.J.	PG	0	0-1	0-0	0-0	0	0	0	1	0	0	0	0	4	-1
04	MERRIWEATHER, AJ	SG	0	0-0	0-0	0-0	0	0	0	1	0	0	0	0	5	-1
05	TUOYO, JUSTIN	C	4	1-2	0-0	2-3	2	2	4	1	2	1	0	1	9	-2
07	BANKS, ISAAC	SF	0	0-0	0-0	0-0	1	0	1	0	0	0	1	1	9	-2
08	BRADFORD, DESONTA	SG	9	4-8	1-2	0-0	1	2	3	0	0	1	0	0	9	-2
02	BOYD III, TRAY	PG	0	0-0	0-0	0-0	0	0	0	0	0	0	0	0	0	0
03	PIGRAM, COURTNEY	PG	2	1-2	0-1	0-0	0	0	0	0	0	1	0	0	9	-2
23	HUDSON, CORNELIUS	SG	0	0-0	0-0	0-0	0	0	0	0	0	0	0	0	0	0
40	GLASS, TEVIN	PF	0	0-0	0-0	0-0	0	0	0	0	0	0	0	0	0	0
TEAM							0	0	0	0		0				
<b>TOTALS</b>			<b>15</b>	<b>6-13</b>	<b>1-3</b>	<b>2-3</b>	<b>4</b>	<b>4</b>	<b>8</b>	<b>3</b>	<b>2</b>	<b>3</b>	<b>1</b>	<b>2</b>	<b>45</b>	

#### Shooting By Period

Period	FG	FG%	3FG	3FG%	FT	FT%
Game	22-59	37.3%	6-16	37.5%	7-9	77.8%

Deadball Rebounds: 0,0

### Sideline Cancer 17

No.	Player	S	Pts	FG	3FG	FT	OR	DR	TR	PF	A	TO	Blk	Stl	Min	+/-
00	ARTIS, JAMEL	PF	0	0-2	0-2	0-0	0	1	1	0	1	0	0	0	9	2
01	CREEK, MAURICE	SG	3	1-1	1-1	0-0	0	0	0	0	0	0	0	0	1	-2
03	KEENE, MARCUS	PG	4	1-2	1-2	1-2	0	0	0	0	2	1	0	2	8	5
05	THOMPSON, ERIC	C	1	0-0	0-0	1-2	1	0	1	3	0	0	1	0	9	2
08	LEWIS, TREY	PG	5	2-2	1-1	0-0	0	1	1	1	0	1	0	0	9	2
02	LARRIER, TERRY	SF	4	2-3	0-0	0-0	0	1	1	0	0	0	0	1	9	1
04	MASSEY, BRUCE	SG	0	0-0	0-0	0-0	0	0	0	0	0	0	0	0	0	0
10	ABELL, REMY	SG	0	0-0	0-0	0-0	0	0	0	0	0	0	0	0	0	0
32	ESHO, MAXIE	PF	0	0-0	0-0	0-0	0	0	0	0	0	0	0	0	0	0
33	UPSON, ZWENCYL	SG	0	0-0	0-0	0-0	0	0	0	0	0	0	0	0	0	0
TEAM							0	1	1	0		0				
<b>TOTALS</b>			<b>17</b>	<b>6-10</b>	<b>3-6</b>	<b>2-4</b>	<b>1</b>	<b>4</b>	<b>5</b>	<b>4</b>	<b>3</b>	<b>2</b>	<b>1</b>	<b>3</b>	<b>45</b>	

#### Shooting By Period

Period	FG	FG%	3FG	3FG%	FT	FT%
Game	23-48	47.9%	5-17	29.4%	7-12	58.3%

Deadball Rebounds: 2,0

#### Game Notes:

Officials: Bill Covington, Ryan Sasano, Jerry Heater

Start Time: 07:08 PM ET

End Time: 08:50 PM ET

Game Duration: 1:42

Score	1st	2nd	3rd	4th	TOT
BCN	11	18	13	15	<b>57</b>
SCN	13	15	13	17	<b>58</b>

Points (This Period)	BCN	SCN
In the Paint	8	6
Off Turns	3	2
2nd Chance	5	0
Fast Break	3	1
Bench	2	4
Per Poss	1.154 7/13	1.308 7/13

**Official Play-By-Play**  
**Bucketneers vs Sideline Cancer**  
**Fourth Quarter**  
**July 21, 2021 at Charleston Coliseum**



**Period 4**

**Starters:**

**Bucketneers:** 0 CROMER, T.J. (PG); 4 MERRIWEATHER, AJ (SG); 5 TUOYO, JUSTIN (C); 7 BANKS, ISAAC (SF); 8 BRADFORD, DESONTA (SG);  
**Sideline Cancer:** 0 ARTIS, JAMEL (PF); 1 CREEK, MAURICE (SG); 3 KEENE, MARCUS (PG); 5 THOMPSON, ERIC (C); 8 LEWIS, TREY (PG);

Time	VISITORS: Bucketneers	Score	Margin	HOME: Sideline Cancer
09:00				SUB OUT: CREEK, MAURICE
09:00				SUB OUT: ABELL, REMY
09:00				SUB OUT: UPSON, ZWENCYL
09:00				SUB IN: ARTIS, JAMEL
09:00				SUB IN: KEENE, MARCUS
09:00				SUB IN: THOMPSON, ERIC
09:00	SUB OUT: MERRIWEATHER, AJ			
09:00	SUB OUT: GLASS, TEVIN			
09:00	SUB IN: PIGRAM, COURTNEY			
09:00	SUB IN: TUOYO, JUSTIN			
08:49				MISSED 3PTR by KEENE, MARCUS
08:49	BLOCK by BANKS, ISAAC			
08:43	REBOUND (DEF) by TUOYO, JUSTIN			
08:30	MISSED JUMPER by BRADFORD, DESONTA			
08:24	REBOUND (OFF) by BRADFORD, DESONTA			
08:24	GOOD! LAYUP by BRADFORD, DESONTA	41-44	V 3	
08:08	FOUL (PERSONAL) by CROMER, T.J.			
08:08				MISSED 3PTR by ARTIS, JAMEL
08:08	REBOUND (DEF) by BRADFORD, DESONTA			
08:08	MISSED JUMPER by BRADFORD, DESONTA			
08:08				REBOUND (DEF) by LARRIER, TERRY
08:08		43-44	V 1	GOOD! LAYUP by LARRIER, TERRY [PNT]
07:04	TURNOVER (BADPASS) by PIGRAM, COURTNEY			
07:04				STEAL by LARRIER, TERRY
06:51		45-44	H 1	GOOD! LAYUP by LARRIER, TERRY [PNT]
06:51				ASSIST by ARTIS, JAMEL
06:43	GOOD! JUMPER by PIGRAM, COURTNEY [PNT]	45-46	V 1	
06:20		48-46	H 2	GOOD! 3PTR by LEWIS, TREY
06:20				ASSIST by KEENE, MARCUS
06:18				TIMEOUT 30SEC
06:18				SUB OUT: KEENE, MARCUS
06:18				SUB IN: CREEK, MAURICE
05:59	MISSED JUMPER by CROMER, T.J.			
05:59				BLOCK by THOMPSON, ERIC
05:54	REBOUND (OFF) by BANKS, ISAAC			
05:51	MISSED 3PTR by BRADFORD, DESONTA			
05:49				REBOUND (DEF) by TEAM
05:37				MISSED 3PTR by ARTIS, JAMEL
05:32	REBOUND (DEF) by BRADFORD, DESONTA			
05:27	MISSED 3PTR by PIGRAM, COURTNEY			
05:24	REBOUND (OFF) by TUOYO, JUSTIN			
05:24	GOOD! LAYUP by TUOYO, JUSTIN	48-48	T	
05:24				FOUL (PERSONAL) by THOMPSON, ERIC
05:24	SUB OUT: CROMER, T.J.			
05:24	SUB IN: MERRIWEATHER, AJ			
05:24	GOOD! FT by TUOYO, JUSTIN	48-49	V 1	
05:02				MISSED JUMPER by LARRIER, TERRY
04:58				REBOUND (OFF) by THOMPSON, ERIC
04:55				FOUL (PERSONAL) by THOMPSON, ERIC
04:55				SUB OUT: CREEK, MAURICE
04:55				SUB IN: KEENE, MARCUS
04:40	TURNOVER (BALLHANDLING) by BRADFORD, DESONTA			
04:40				STEAL by KEENE, MARCUS
04:23				TURNOVER (BADPASS) by LEWIS, TREY
04:23	STEAL by BANKS, ISAAC			
04:16				FOUL (PERSONAL) by LEWIS, TREY
04:15	GOOD! FT by TUOYO, JUSTIN [FB]	48-50	V 2	
04:14	MISSED FT by TUOYO, JUSTIN			
04:11				REBOUND (DEF) by ARTIS, JAMEL
04:02	FOUL (PERSONAL) by MERRIWEATHER, AJ			
04:02				MISSED FT by KEENE, MARCUS
04:02				REBOUND (OFF) by TEAM
04:02		49-50	V 1	GOOD! FT by KEENE, MARCUS
03:58	TIMEOUT 30SEC			
03:58				

Time	VISITORS: Bucketneers	Score	Margin	HOME: Sideline Cancer
03:58				SUB OUT: LARRIER, TERRY
03:58				SUB IN: CREEK, MAURICE
03:58				FOUL (PERSONAL) by THOMPSON, ERIC
03:58	GOOD! JUMPER by BRADFORD, DESONTA	49-52	V 3	
03:58		52-52	T	GOOD! 3PTR by CREEK, MAURICE
03:58				ASSIST by KEENE, MARCUS
03:58	GOOD! 3PTR by BRADFORD, DESONTA	52-55	V 3	
03:58	ASSIST by TUOYO, JUSTIN			
03:58	FOUL (PERSONAL) by TUOYO, JUSTIN			
03:58		53-55	V 2	GOOD! FT by THOMPSON, ERIC [FB]
03:58				SUB OUT: CREEK, MAURICE
03:58				SUB IN: LARRIER, TERRY
03:58				MISSED FT by THOMPSON, ERIC
03:58	REBOUND (DEF) by TUOYO, JUSTIN			
03:58	TURNOVER (BADPASS) by TUOYO, JUSTIN			
03:58				STEAL by KEENE, MARCUS
03:58				TURNOVER (BADPASS) by KEENE, MARCUS
03:58	STEAL by TUOYO, JUSTIN			
03:58	GOOD! LAYUP by BRADFORD, DESONTA [FB]	53-57	V 4	
03:58	ASSIST by TUOYO, JUSTIN			
03:58				TIMEOUT TEAM
03:58				SUB OUT: LARRIER, TERRY
03:58				SUB IN: CREEK, MAURICE
03:58		55-57	V 2	GOOD! LAYUP by LEWIS, TREY [PNT]
03:58				TIMEOUT 30SEC
03:58				SUB OUT: CREEK, MAURICE
03:58				SUB IN: LARRIER, TERRY
03:58	MISSED JUMPER by BRADFORD, DESONTA			
03:58	REBOUND (OFF) by TUOYO, JUSTIN			
03:58	MISSED JUMPER by TUOYO, JUSTIN			
03:58				REBOUND (DEF) by LEWIS, TREY
03:58		58-57	H 1	GOOD! 3PTR by KEENE, MARCUS

### Bucketneers 57, Sideline Cancer 58

Points (This Period)	BCN	SCN
In the Paint	8	6
Off Turns	3	2
2nd Chance	5	0
Fast Break	3	1
Bench	2	4
Per Poss	1.154 7/13	1.308 7/13



**Official Scoring/Possession Reference Chart**  
**Bucketneers vs Sideline Cancer**  
**Period 1**  
**July 21, 2021 at Charleston Coliseum**



**Period 1**

**Starters:**

**Bucketneers:** 0 CROMER,T.J. (PG); 4 MERRIWEATHER,AJ (SG); 5 TUOYO,JUSTIN (C); 7 BANKS,ISAAC (SF); 8 BRADFORD,DESONTA (SG);

**Sideline Cancer:** 0 ARTIS,JAMEL (PF); 1 CREEK,MAURICE (SG); 3 KEENE,MARCUS (PG); 5 THOMPSON,ERIC (C); 8 LEWIS,TREY (PG);

Time	VISITORS: Bucketneers	Score	Margin	HOME: Sideline Cancer
08:56	GOOD! LAYUP by CROMER, T.J.	0-2	V 2	
07:56		2-2	T	GOOD! LAYUP by ARTIS, JAMEL
06:59	GOOD! FT by MERRIWEATHER, AJ	2-3	V 1	
06:13		4-3	H 1	GOOD! JUMPER by KEENE, MARCUS
04:59	GOOD! 3PTR by CROMER, T.J.	4-6	V 2	
04:40		6-6	T	GOOD! JUMPER by ARTIS, JAMEL
04:09	GOOD! JUMPER by CROMER, T.J. [PNT]	6-8	V 2	
04:00		8-8	T	GOOD! JUMPER by ARTIS, JAMEL
03:04		10-8	H 2	GOOD! JUMPER by ARTIS, JAMEL [PNT]
01:47		12-8	H 4	GOOD! LAYUP by UPSON, ZWENCYL
01:47		13-8	H 5	GOOD! FT by UPSON, ZWENCYL
00:03	GOOD! 3PTR by PIGRAM, COURTNEY	13-11	H 2	

**Bucketneers 11, Sideline Cancer 13**

**Official Scoring/Possession Reference Chart**  
**Bucketneers vs Sideline Cancer**  
**Period 2**  
**July 21, 2021 at Charleston Coliseum**



**Period 2**

**Starters:**

**Bucketneers:** 0 CROMER,T.J. (PG); 4 MERRIWEATHER,AJ (SG); 5 TUOYO,JUSTIN (C); 7 BANKS,ISAAC (SF); 8 BRADFORD,DESONTA (SG);  
**Sideline Cancer:** 0 ARTIS,JAMEL (PF); 1 CREEK,MAURICE (SG); 3 KEENE,MARCUS (PG); 5 THOMPSON,ERIC (C); 8 LEWIS,TREY (PG);

Time	VISITORS: Bucketneers	Score	Margin	HOME: Sideline Cancer
07:52	GOOD! LAYUP by TUOYO, JUSTIN	13-13	T	
07:23	GOOD! JUMPER by BANKS, ISAAC [PNT]	13-15	V 2	
06:30	GOOD! 3PTR by BRADFORD, DESONTA	13-18	V 5	
05:59		14-18	V 4	GOOD! FT by MASSEY, BRUCE
05:38		16-18	V 2	GOOD! LAYUP by KEENE, MARCUS [FB]
05:05	GOOD! LAYUP by BRADFORD, DESONTA	16-20	V 4	
04:43		19-20	V 1	GOOD! 3PTR by KEENE, MARCUS
04:23	GOOD! DUNK by TUOYO, JUSTIN [PNT]	19-22	V 3	
04:04		22-22	T	GOOD! 3PTR by LEWIS, TREY
03:23		24-22	H 2	GOOD! JUMPER by ARTIS, JAMEL
02:32	GOOD! LAYUP by CROMER, T.J. [FB]	24-24	T	
02:23		26-24	H 2	GOOD! JUMPER by KEENE, MARCUS
01:24	GOOD! 3PTR by BANKS, ISAAC	26-27	V 1	
00:29		28-27	H 1	GOOD! LAYUP by ARTIS, JAMEL [PNT]
00:00	GOOD! DUNK by TUOYO, JUSTIN	28-29	V 1	

**Bucketneers 29, Sideline Cancer 28**

**Official Scoring/Possession Reference Chart**  
**Bucketneers vs Sideline Cancer**  
**Period 3**  
**July 21, 2021 at Charleston Coliseum**



**Period 3**

**Starters:**

**Bucketneers:** 0 CROMER,T.J. (PG); 4 MERRIWEATHER,AJ (SG); 5 TUOYO,JUSTIN (C); 7 BANKS,ISAAC (SF); 8 BRADFORD,DESONTA (SG);  
**Sideline Cancer:** 0 ARTIS,JAMEL (PF); 1 CREEK,MAURICE (SG); 3 KEENE,MARCUS (PG); 5 THOMPSON,ERIC (C); 8 LEWIS,TREY (PG);

Time	VISITORS: Bucketneers	Score	Margin	HOME: Sideline Cancer
08:14		30-29	H 1	GOOD! LAYUP by ARTIS, JAMEL [FB/PNT]
07:06	GOOD! FT by MERRIWEATHER, AJ	30-30	T	
07:06	GOOD! FT by MERRIWEATHER, AJ	30-31	V 1	
06:49		32-31	H 1	GOOD! JUMPER by ARTIS, JAMEL
06:17		34-31	H 3	GOOD! JUMPER by ARTIS, JAMEL
06:00	GOOD! 3PTR by PIGRAM, COURTNEY	34-34	T	
05:29		36-34	H 2	GOOD! JUMPER by CREEK, MAURICE [PNT]
04:14	GOOD! JUMPER by PIGRAM, COURTNEY [PNT]	36-36	T	
03:38		38-36	H 2	GOOD! LAYUP by THOMPSON, ERIC
02:52		39-36	H 3	GOOD! FT by ARTIS, JAMEL
02:33		40-36	H 4	GOOD! FT by CREEK, MAURICE [FB]
02:33		41-36	H 5	GOOD! FT by CREEK, MAURICE [FB]
02:14	GOOD! LAYUP by GLASS, TEVIN	41-38	H 3	
00:47	GOOD! FT by PIGRAM, COURTNEY	41-39	H 2	
00:47	GOOD! FT by PIGRAM, COURTNEY	41-40	H 1	
00:25	GOOD! LAYUP by BRADFORD, DESONTA	41-42	V 1	

**Bucketneers 42, Sideline Cancer 41**

**Official Scoring/Possession Reference Chart**  
**Bucketneers vs Sideline Cancer**  
**Period 4**  
**July 21, 2021 at Charleston Coliseum**



**Period 4**

**Starters:**

**Bucketneers:** 0 CROMER,T.J. (PG); 4 MERRIWEATHER,AJ (SG); 5 TUOYO,JUSTIN (C); 7 BANKS,ISAAC (SF); 8 BRADFORD,DESONTA (SG);  
**Sideline Cancer:** 0 ARTIS,JAMEL (PF); 1 CREEK,MAURICE (SG); 3 KEENE,MARCUS (PG); 5 THOMPSON,ERIC (C); 8 LEWIS,TREY (PG);

Time	VISITORS: Bucketneers	Score	Margin	HOME: Sideline Cancer
08:24	GOOD! LAYUP by BRADFORD, DESONTA	41-44	V 3	
08:08		43-44	V 1	GOOD! LAYUP by LARRIER, TERRY [PNT]
06:51		45-44	H 1	GOOD! LAYUP by LARRIER, TERRY [PNT]
06:43	GOOD! JUMPER by PIGRAM, COURTNEY [PNT]	45-46	V 1	
06:20		48-46	H 2	GOOD! 3PTR by LEWIS, TREY
05:24	GOOD! LAYUP by TUOYO, JUSTIN	48-48	T	
05:24	GOOD! FT by TUOYO, JUSTIN	48-49	V 1	
04:15	GOOD! FT by TUOYO, JUSTIN [FB]	48-50	V 2	
04:02		49-50	V 1	GOOD! FT by KEENE, MARCUS
03:58	GOOD! JUMPER by BRADFORD, DESONTA	49-52	V 3	
03:58		52-52	T	GOOD! 3PTR by CREEK, MAURICE
03:58	GOOD! 3PTR by BRADFORD, DESONTA	52-55	V 3	
03:58		53-55	V 2	GOOD! FT by THOMPSON, ERIC [FB]
03:58	GOOD! LAYUP by BRADFORD, DESONTA [FB]	53-57	V 4	
03:58		55-57	V 2	GOOD! LAYUP by LEWIS, TREY [PNT]
03:58		58-57	H 1	GOOD! 3PTR by KEENE, MARCUS

**Bucketneers 57, Sideline Cancer 58**

**Official Substitutions Log**  
**Bucketneers vs Sideline Cancer**  
**Period 1**  
**July 21, 2021 at Charleston Coliseum**



VISITORS: Bucketneers	Time	Score	HOME: Sideline Cancer
0 CROMER,T.J.			0 ARTIS,JAMEL
4 MERRIWEATHER,AJ			1 CREEK,MAURICE
5 TUOYO,JUSTIN			3 KEENE,MARCUS
7 BANKS,ISAAC			5 THOMPSON,ERIC
8 BRADFORD,DESONTA			8 LEWIS,TREY
	06:37	3-2	SUB OUT: CREEK,MAURICE
	06:37		SUB IN: LARRIER,TERRY
	02:47	8-10	SUB OUT: KEENE,MARCUS
	02:47		SUB IN: ABELL,REMY
SUB OUT: 0 CROMER,T.J.	02:47		
SUB OUT: 4 MERRIWEATHER,AJ	02:47		
SUB OUT: 7 BANKS,ISAAC	02:47		
SUB IN: 2 BOYD III,TRAY	02:47		
SUB IN: 23 HUDSON,CORNELIUS	02:47		
SUB IN: 40 GLASS,TEVIN	02:47		
	01:56	8-10	SUB OUT: THOMPSON,ERIC
	01:56		SUB OUT: LEWIS,TREY
	01:56		SUB IN: MASSEY,BRUCE
	01:56		SUB IN: UPSON,ZWENCYL
	01:47	8-12	SUB OUT: ARTIS,JAMEL
	01:47		SUB IN: ESHO,MAXIE
SUB OUT: 2 BOYD III,TRAY	01:22	8-13	
SUB IN: 3 PIGRAM,COURTNEY	01:22		
SUB OUT: 8 BRADFORD,DESONTA	01:06	8-13	
SUB IN: 7 BANKS,ISAAC	01:06		
SUB OUT: 5 TUOYO,JUSTIN	00:11	8-13	
SUB IN: 2 BOYD III,TRAY	00:11		

**Bucketneers 11, Sideline Cancer 13**

**Official Substitutions Log**  
**Bucketneers vs Sideline Cancer**  
**Period 2**  
**July 21, 2021 at Charleston Coliseum**



<b>VISITORS: Bucketneers</b>	<b>Time</b>	<b>Score</b>	<b>HOME: Sideline Cancer</b>
0 CROMER,T.J.			0 ARTIS,JAMEL
4 MERRIWEATHER,AJ			1 CREEK,MAURICE
5 TUOYO,JUSTIN			3 KEENE,MARCUS
7 BANKS,ISAAC			5 THOMPSON,ERIC
8 BRADFORD,DESONTA			8 LEWIS,TREY
SUB OUT: 40 GLASS,TEVIN	09:00	-	
SUB IN: 5 TUOYO,JUSTIN	09:00		
	08:16	-	SUB OUT: ABELL,REMY
	08:16		SUB IN: KEENE,MARCUS
SUB OUT: 23 HUDSON,CORNELIUS	08:16		
SUB IN: 4 MERRIWEATHER,AJ	08:16		
	07:21	15-13	SUB OUT: ESHO,MAXIE
	07:21		SUB IN: CREEK,MAURICE
SUB OUT: 3 PIGRAM,COURTNEY	07:21		
SUB IN: 0 CROMER,T.J.	07:21		
SUB OUT: 2 BOYD III,TRAY	07:21		
SUB IN: 8 BRADFORD,DESONTA	07:21		
	05:59	18-14	SUB OUT: LARRIER,TERRY
	05:59		SUB OUT: UPSON,ZWENCYL
	05:59		SUB IN: ARTIS,JAMEL
	05:59		SUB IN: THOMPSON,ERIC
	05:52	18-14	SUB OUT: MASSEY,BRUCE
	05:52		SUB IN: LEWIS,TREY
	05:01	20-16	SUB OUT: THOMPSON,ERIC
	05:01		SUB IN: ESHO,MAXIE
	01:29	24-26	SUB OUT: CREEK,MAURICE
	01:29		SUB IN: ABELL,REMY
SUB OUT: 4 MERRIWEATHER,AJ	01:29		
SUB IN: 2 BOYD III,TRAY	01:29		
	01:14	27-26	SUB OUT: ESHO,MAXIE
	01:14		SUB IN: THOMPSON,ERIC

**Bucketneers 29, Sideline Cancer 28**

**Official Substitutions Log**  
**Bucketneers vs Sideline Cancer**  
**Period 3**  
**July 21, 2021 at Charleston Coliseum**



<b>VISITORS: Bucketneers</b>	<b>Time</b>	<b>Score</b>	<b>HOME: Sideline Cancer</b>
0 CROMER,T.J.			0 ARTIS,JAMEL
4 MERRIWEATHER,AJ			1 CREEK,MAURICE
5 TUOYO,JUSTIN			3 KEENE,MARCUS
7 BANKS,ISAAC			5 THOMPSON,ERIC
8 BRADFORD,DESONTA			8 LEWIS,TREY
	09:00	-	SUB OUT: ABELL,REMY
	09:00		SUB IN: CREEK,MAURICE
SUB OUT: 2 BOYD III,TRAY	09:00		
SUB IN: 4 MERRIWEATHER,AJ	09:00		
SUB OUT: 8 BRADFORD,DESONTA	06:34	31-32	
SUB IN: 3 PIGRAM,COURTNEY	06:34		
SUB OUT: 0 CROMER,T.J.	05:56	34-34	
SUB OUT: 7 BANKS,ISAAC	05:56		
SUB IN: 2 BOYD III,TRAY	05:56		
SUB IN: 40 GLASS,TEVIN	05:56		
SUB OUT: 4 MERRIWEATHER,AJ	05:00	34-36	
SUB IN: 23 HUDSON,CORNELIUS	05:00		
	03:58	36-36	SUB OUT: CREEK,MAURICE
	03:58		SUB IN: MASSEY,BRUCE
SUB OUT: 2 BOYD III,TRAY	03:30	36-38	
SUB IN: 8 BRADFORD,DESONTA	03:30		
	03:27	36-38	SUB OUT: MASSEY,BRUCE
	03:27		SUB OUT: LEWIS,TREY
	03:27		SUB IN: CREEK,MAURICE
	03:27		SUB IN: LARRIER,TERRY
	03:09	36-38	SUB OUT: THOMPSON,ERIC
	03:09		SUB IN: UPSON,ZWENCYL
SUB OUT: 23 HUDSON,CORNELIUS	02:33	36-40	
SUB IN: 0 CROMER,T.J.	02:33		
	02:00	38-41	SUB OUT: KEENE,MARCUS
	02:00		SUB IN: ABELL,REMY
SUB OUT: 5 TUOYO,JUSTIN	02:00		
SUB IN: 7 BANKS,ISAAC	02:00		
	00:47	39-41	SUB OUT: ARTIS,JAMEL
	00:47		SUB IN: LEWIS,TREY
SUB OUT: 8 BRADFORD,DESONTA	00:47		
SUB IN: 4 MERRIWEATHER,AJ	00:47		
SUB OUT: 3 PIGRAM,COURTNEY	00:25	40-41	
SUB IN: 8 BRADFORD,DESONTA	00:25		

**Bucketneers 42, Sideline Cancer 41**

**Official Substitutions Log**  
**Bucketneers vs Sideline Cancer**  
**Period 4**  
**July 21, 2021 at Charleston Coliseum**



<b>VISITORS: Bucketneers</b>	<b>Time</b>	<b>Score</b>	<b>HOME: Sideline Cancer</b>
0 CROMER,T.J.			0 ARTIS,JAMEL
4 MERRIWEATHER,AJ			1 CREEK,MAURICE
5 TUOYO,JUSTIN			3 KEENE,MARCUS
7 BANKS,ISAAC			5 THOMPSON,ERIC
8 BRADFORD,DESONTA			8 LEWIS,TREY
	09:00	-	SUB OUT: CREEK,MAURICE
	09:00		SUB OUT: ABELL,REMY
	09:00		SUB OUT: UPSON,ZWENCYL
	09:00		SUB IN: ARTIS,JAMEL
	09:00		SUB IN: KEENE,MARCUS
	09:00		SUB IN: THOMPSON,ERIC
SUB OUT: 4 MERRIWEATHER,AJ	09:00		
SUB OUT: 40 GLASS,TEVIN	09:00		
SUB IN: 3 PIGRAM,COURTNEY	09:00		
SUB IN: 5 TUOYO,JUSTIN	09:00		
	06:18	46-48	SUB OUT: KEENE,MARCUS
	06:18		SUB IN: CREEK,MAURICE
SUB OUT: 0 CROMER,T.J.	05:24	48-48	
SUB IN: 4 MERRIWEATHER,AJ	05:24		
	04:55	49-48	SUB OUT: CREEK,MAURICE
	04:55		SUB IN: KEENE,MARCUS
	03:58	50-49	SUB OUT: LARRIER,TERRY
	03:58		SUB IN: CREEK,MAURICE
	03:58		SUB OUT: CREEK,MAURICE
	03:58		SUB IN: LARRIER,TERRY
	03:58		SUB OUT: LARRIER,TERRY
	03:58		SUB IN: CREEK,MAURICE
	03:58		SUB OUT: CREEK,MAURICE
	03:58		SUB IN: LARRIER,TERRY

**Bucketneers 57, Sideline Cancer 58**

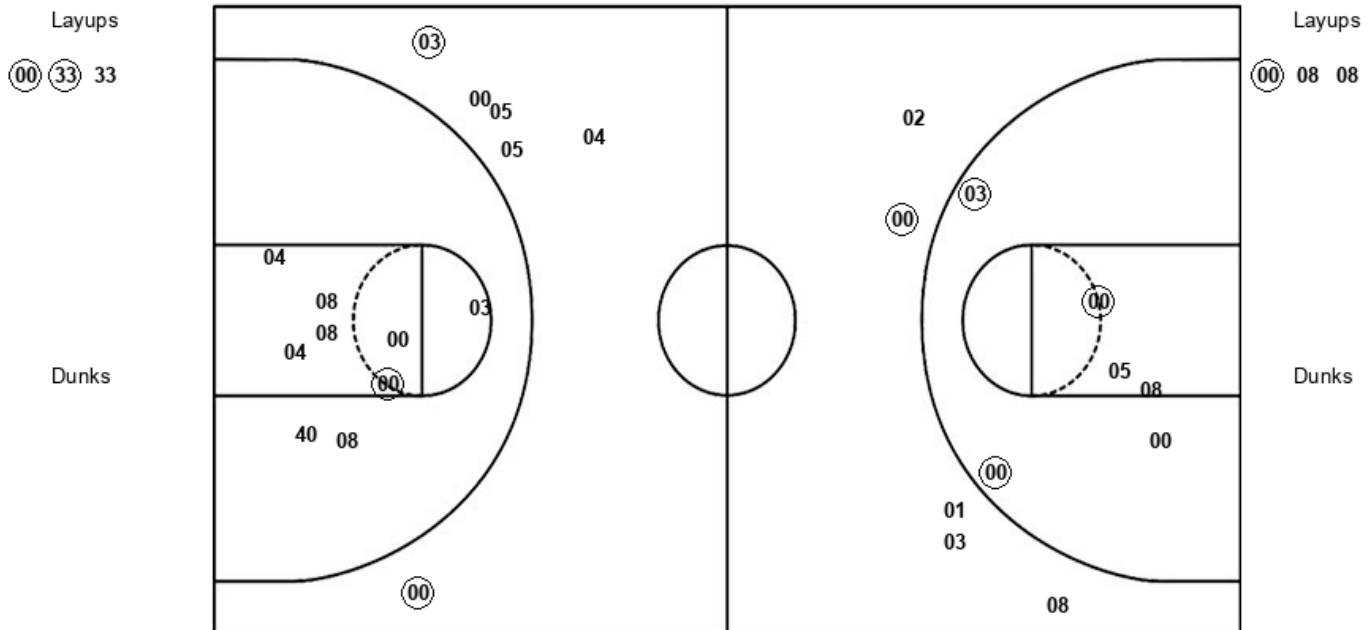


Official Shot Chart  
**Bucketneers vs Sideline Cancer**  
 PERIOD 1 Shots  
 July 21, 2021 at Charleston Coliseum



**Sideline Cancer**

**Bucketneers**



SCN : Period 1	Made	Att	Pct
Layups	2	3	66.7
Dunks	0	0	0
2PT Field Goals	6	10	60.0
3PT Field Goals	0	4	00.0
<b>Total Field Goals</b>	<b>6</b>	<b>14</b>	<b>42.9</b>

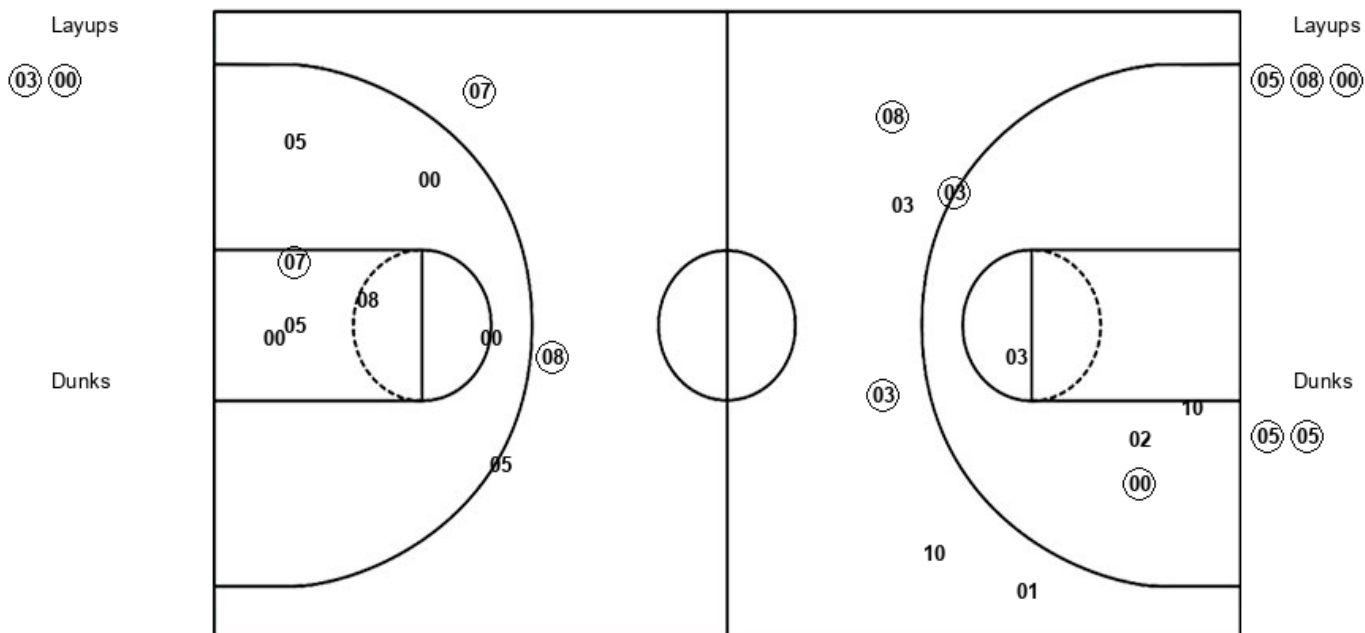
BCN : Period 1	Made	Att	Pct
Layups	1	3	33.3
Dunks	0	0	0
2PT Field Goals	2	12	16.7
3PT Field Goals	2	6	33.3
<b>Total Field Goals</b>	<b>4</b>	<b>18</b>	<b>22.2</b>

Official Shot Chart  
**Bucketneers vs Sideline Cancer**  
 PERIOD 2 Shots  
 July 21, 2021 at Charleston Coliseum



**Sideline Cancer**

**Bucketneers**



SCN : Period 2	Made	Att	Pct
Layups	2	2	100.0
Dunks	0	0	0
2PT Field Goals	4	7	57.1
3PT Field Goals	2	5	40.0
<b>Total Field Goals</b>	<b>6</b>	<b>12</b>	<b>50.0</b>

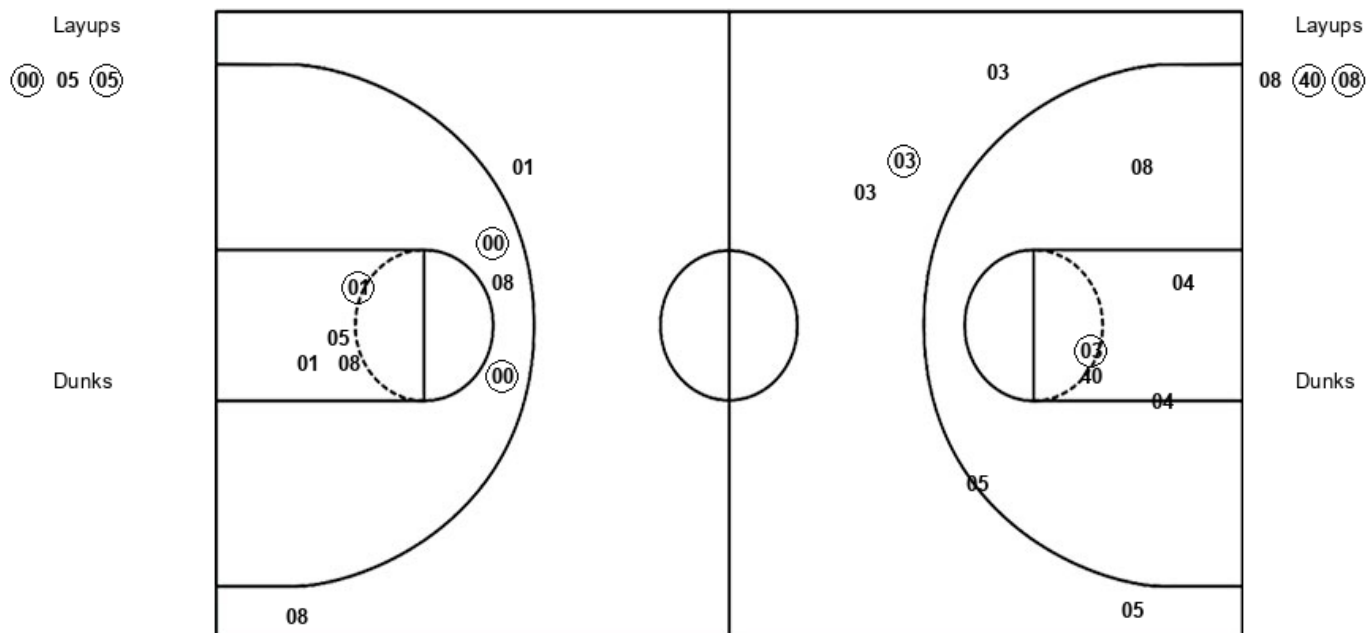
BCN : Period 2	Made	Att	Pct
Layups	3	3	100.0
Dunks	2	2	100.0
2PT Field Goals	6	12	50.0
3PT Field Goals	2	3	66.7
<b>Total Field Goals</b>	<b>8</b>	<b>15</b>	<b>53.3</b>

Official Shot Chart  
**Bucketneers vs Sideline Cancer**  
 PERIOD 3 Shots  
 July 21, 2021 at Charleston Coliseum



**Sideline Cancer**

**Bucketneers**



SCN : Period 3	Made	Att	Pct
Layups	2	3	66.7
Dunks	0	0	0
2PT Field Goals	5	10	50.0
3PT Field Goals	0	2	00.0
<b>Total Field Goals</b>	<b>5</b>	<b>12</b>	<b>41.7</b>

BCN : Period 3	Made	Att	Pct
Layups	2	3	66.7
Dunks	0	0	0
2PT Field Goals	3	9	33.3
3PT Field Goals	1	4	25.0
<b>Total Field Goals</b>	<b>4</b>	<b>13</b>	<b>30.8</b>

Official Shot Chart  
**Bucketneers vs Sideline Cancer**  
 PERIOD 4 Shots  
 July 21, 2021 at Charleston Coliseum



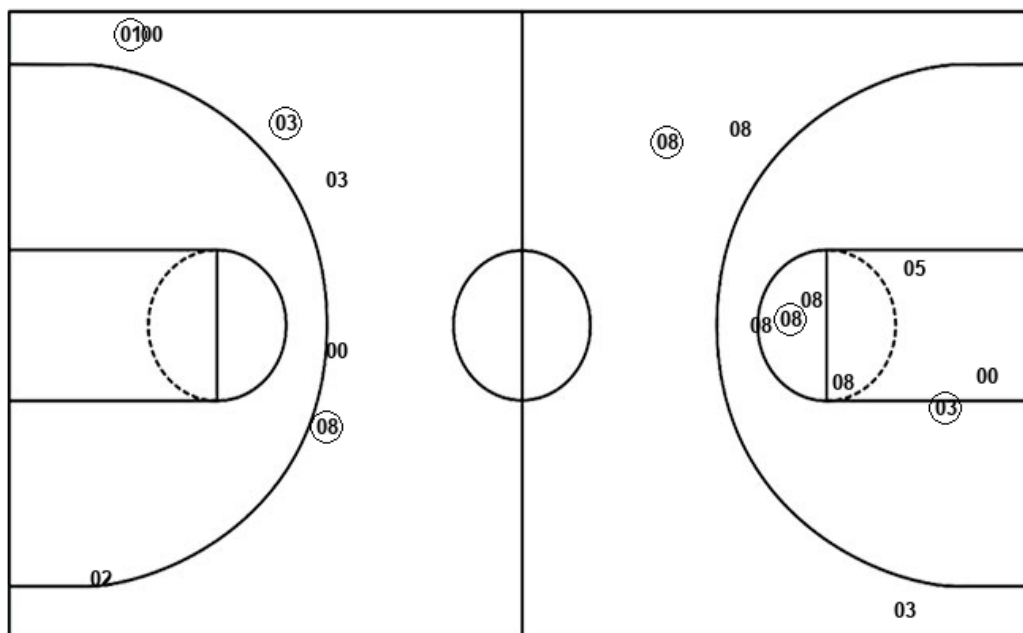
**Sideline Cancer**

**Bucketneers**

Layups

(02) (02) (08)

Dunks



Layups

(08) (05) (08)

Dunks

SCN : Period 4	Made	Att	Pct
Layups	3	3	100.0
Dunks	0	0	0
2PT Field Goals	3	4	75.0
3PT Field Goals	3	6	50.0
<b>Total Field Goals</b>	<b>6</b>	<b>10</b>	<b>60.0</b>

BCN : Period 4	Made	Att	Pct
Layups	3	3	100.0
Dunks	0	0	0
2PT Field Goals	5	10	50.0
3PT Field Goals	1	3	33.3
<b>Total Field Goals</b>	<b>6</b>	<b>13</b>	<b>46.2</b>

**Official Shot Chart**  
**Bucketneers vs Sideline Cancer**  
**Bucketneers Team Shots**  
**July 21, 2021 at Charleston Coliseum**

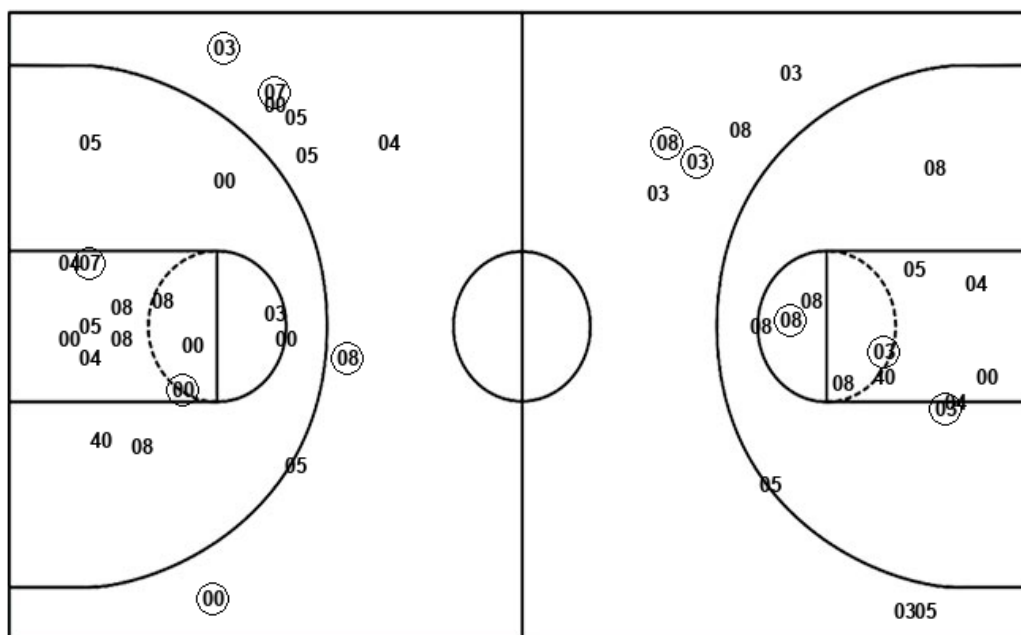


Layups

Layups

Dunks

Dunks



BCN : Period 1	Made	Att	Pct
Layups	1	3	33.3
Dunks	0	0	0
2PT Field Goals	2	12	16.7
3PT Field Goals	2	6	33.3
<b>Total Field Goals</b>	<b>4</b>	<b>18</b>	<b>22.2</b>

BCN : Period 3	Made	Att	Pct
Layups	2	3	66.7
Dunks	0	0	0
2PT Field Goals	3	9	33.3
3PT Field Goals	1	4	25.0
<b>Total Field Goals</b>	<b>4</b>	<b>13</b>	<b>30.8</b>

BCN : Period 2	Made	Att	Pct
Layups	3	3	100.0
Dunks	2	2	100.0
2PT Field Goals	6	12	50.0
3PT Field Goals	2	3	66.7
<b>Total Field Goals</b>	<b>8</b>	<b>15</b>	<b>53.3</b>

BCN : Period 4	Made	Att	Pct
Layups	3	3	100.0
Dunks	0	0	0
2PT Field Goals	5	10	50.0
3PT Field Goals	1	3	33.3
<b>Total Field Goals</b>	<b>6</b>	<b>13</b>	<b>46.2</b>

Official Shot Chart  
**Bucketneers vs Sideline Cancer**  
 Sideline Cancer Team Shots  
 July 21, 2021 at Charleston Coliseum

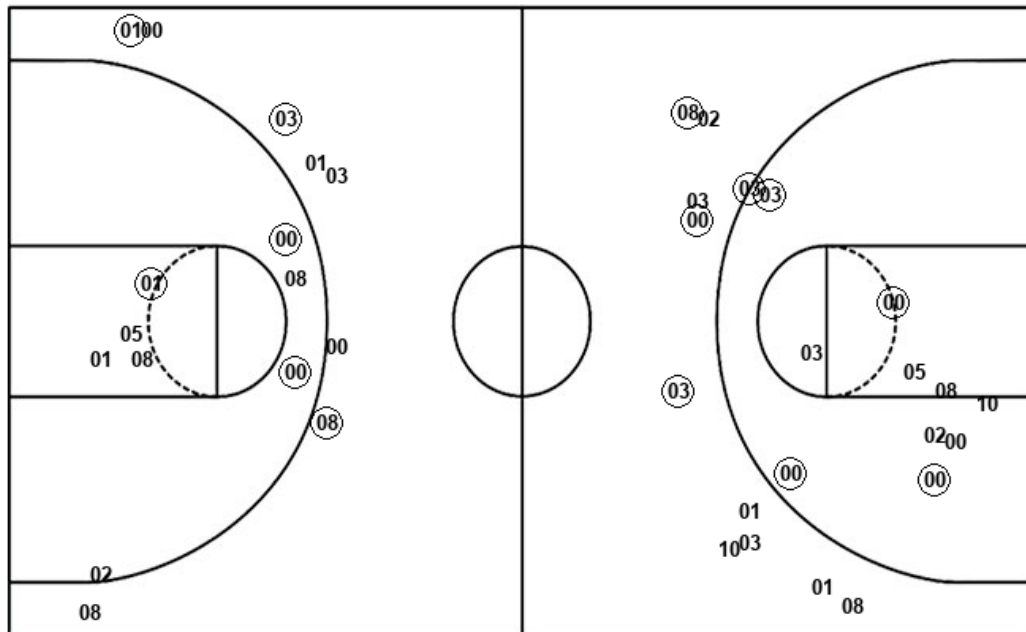


Layups

Layups

Dunks

Dunks



SCN : Period 1	Made	Att	Pct
Layups	2	3	66.7
Dunks	0	0	0
2PT Field Goals	6	10	60.0
3PT Field Goals	0	4	00.0
<b>Total Field Goals</b>	<b>6</b>	<b>14</b>	<b>42.9</b>

SCN : Period 3	Made	Att	Pct
Layups	2	3	66.7
Dunks	0	0	0
2PT Field Goals	5	10	50.0
3PT Field Goals	0	2	00.0
<b>Total Field Goals</b>	<b>5</b>	<b>12</b>	<b>41.7</b>

SCN : Period 2	Made	Att	Pct
Layups	2	2	100.0
Dunks	0	0	0
2PT Field Goals	4	7	57.1
3PT Field Goals	2	5	40.0
<b>Total Field Goals</b>	<b>6</b>	<b>12</b>	<b>50.0</b>

SCN : Period 4	Made	Att	Pct
Layups	3	3	100.0
Dunks	0	0	0
2PT Field Goals	3	4	75.0
3PT Field Goals	3	6	50.0
<b>Total Field Goals</b>	<b>6</b>	<b>10</b>	<b>60.0</b>