

FINAL SCORE	
D2	51
Best Virginia	63
The Basketball Tournament	

July 19, 2021 • Charleston Coliseum



FINAL STATISTICS

Official Box Score
D2 vs Best Virginia
Game Totals -- Final Statistics
July 19, 2021 at Charleston Coliseum



D2 51

No.	Player	S	Pts	FG	3FG	FT	OR	DR	TR	PF	A	TO	Blk	Stl	Min	+/-
03	WILLETT, SHAUN	SF	12	5-12	0-3	2-4	2	7	9	1	2	1	0	1	27	-7
04	DAVIS JR., MIKE	SG	7	2-9	2-8	1-2	1	2	3	2	1	4	0	1	27	-11
10	MCCULLUM, KENDALE	SG	6	2-4	1-1	1-3	0	3	3	1	2	4	0	1	26	-9
32	HAWLEY, JOSH	PF	2	1-4	0-2	0-0	2	7	9	2	1	0	1	0	20	-2
33	WITHERS, TODD	SF	11	4-11	3-8	0-0	3	6	9	2	1	0	0	2	30	-11
02	ADWAY, TAYLOR	PF	2	1-2	0-0	0-0	1	1	2	2	0	1	0	0	8	-5
12	SIMMONS, GEREL	SG	6	2-9	0-4	2-2	1	1	2	1	0	0	0	0	19	-4
14	SLEVA, DUSTIN	PF	4	1-3	0-1	2-2	2	1	3	2	0	4	0	0	13	0
22	DUNN, JHONATHAN	SG	1	0-3	0-3	1-2	0	0	0	2	0	1	0	0	10	-11
	TEAM						1	0	1	0		0				
TOTALS			51	18-57	6-30	9-15	13	28	41	15	7	15	1	5	180	

Shooting By Period

Period	FG	FG%	3FG	3FG%	FT	FT%
1st Qtr	5-15	33%	2-7	29%	0-0	0%
2nd Qtr	6-16	38%	2-8	25%	0-0	0%
3rd Qtr	4-13	31%	1-7	14%	7-10	70%
4th Qtr	3-13	23%	1-8	13%	2-5	40%
1st Half	11-31	35%	4-15	27%	0-0	0%
2nd Half	7-26	27%	2-15	13%	9-15	60%
Game	18-57	31.6%	6-30	20.0%	9-15	60.0%

Deadball Rebounds: 3,0

Last FG: 4th-03:58

Biggest Run: 8-0

Largest lead: By 3 at 1st-08:45

Technical Fouls: None.

Best Virginia 63

No.	Player	S	Pts	FG	3FG	FT	OR	DR	TR	PF	A	TO	Blk	Stl	Min	+/-
03	STATEN, JUWAN	PG	2	1-6	0-0	0-2	0	2	2	1	3	1	0	3	28	8
05	JONES, KEVIN	PF	13	5-11	1-2	2-4	1	5	6	3	1	3	2	1	26	9
12	PHILLIP, TARIK	PG	11	4-10	3-7	0-0	0	3	3	5	7	2	0	2	29	10
22	RUOFF, ALEX	SG	5	2-4	1-1	0-0	2	8	10	3	0	1	0	2	24	3
41	FLOWERS, JOHN	SF	7	3-6	1-3	0-0	1	4	5	2	1	0	0	0	18	7
00	MYERS, TEYVON	SG	3	1-6	0-0	1-2	2	3	5	4	2	2	0	0	12	3
01	HOLTON, JOHNATHAN	PF	0	0-0	0-0	0-0	0	0	0	0	0	0	0	0	1	0
04	MORRIS, JAMEL	SG	11	4-8	2-5	1-2	0	1	1	1	0	1	0	1	22	7
11	ADRIAN, NATHAN	PF	11	4-5	1-1	2-2	1	3	4	1	0	1	0	0	17	13
14	HARLER, CHASE	SG	0	0-0	0-0	0-0	0	0	0	2	0	0	0	0	3	2
	TEAM						0	0	0	0		0				
TOTALS			63	24-56	9-19	6-12	7	29	36	22	14	11	2	9	180	

Shooting By Period

Period	FG	FG%	3FG	3FG%	FT	FT%
1st Qtr	9-16	56%	4-7	57%	0-0	0%
2nd Qtr	3-15	20%	1-3	33%	1-2	50%
3rd Qtr	6-11	55%	0-3	00%	3-6	50%
4th Qtr	6-14	43%	4-6	67%	2-4	50%
1st Half	12-31	39%	5-10	50%	1-2	50%
2nd Half	12-25	48%	4-9	44%	5-10	50%
Game	24-56	42.9%	9-19	47.4%	6-12	50.0%

Deadball Rebounds: 3,0

Last FG: 4th-03:19

Biggest Run: 8-0

Largest lead: By 12 at 4th-03:19

Technical Fouls: None.

Game Notes:

Officials: Earl Walton, Jamal Ralls, Isacc Barnett

Start Time: 09:16 PM ET

End Time: 10:59 PM ET

Game Duration: 1:43

Score	1st	2nd	3rd	4th	TOT
DV2	12	14	16	9	51
BVA	22	8	15	18	63

DV2 led for 0:50. BVA led for 32:31.

Game was tied for 2:38.

Times tied: 8

Lead Changes: 5

Points	DV2	BVA
In the Paint	24	26
Off Turns	6	12
2nd Chance	14	7
Fast Break	6	3
Bench	13	25
Per Poss	0.797 23/64	1.000 28/63

Official Box Score
D2 vs Best Virginia
First Half Statistics Only
July 19, 2021 at Charleston Coliseum



D2 26

No.	Player	S	Pts	FG	3FG	FT	OR	DR	TR	PF	A	TO	Blk	Stl	Min	+/-
02	ADWAY, TAYLOR	PF	0	0-1	0-0	0-0	0	0	0	0	0	0	0	0	2	-3
03	WILLETT, SHAUN	SF	8	4-7	0-1	0-0	2	3	5	0	1	1	0	0	14	-1
04	DAVIS JR., MIKE	SG	0	0-3	0-3	0-0	1	1	2	2	1	3	0	1	13	-7
10	MCCULLUM, KENDALE	SG	5	2-3	1-1	0-0	0	2	2	0	2	3	0	0	13	-5
12	SIMMONS, GEREL	SG	2	1-5	0-1	0-0	1	1	2	0	0	0	0	0	11	3
14	SLEVA, DUSTIN	PF	0	0-1	0-0	0-0	0	1	1	1	0	2	0	0	8	2
22	DUNN, JHONATHAN	SG	0	0-2	0-2	0-0	0	0	0	1	0	1	0	0	5	-7
32	HAWLEY, JOSH	PF	0	0-2	0-1	0-0	0	5	5	1	0	0	0	0	9	-1
33	WITHERS, TODD	SF	11	4-7	3-6	0-0	2	4	6	0	0	0	0	1	14	-1
	TEAM		0	0-0	0-0	0-0	0	0	0	0	0	0	0	0	0	
TOTALS			26	11-31	4-15	0-0	6	17	23	5	4	10	0	2	90	

Shooting By Period

Period	FG	FG%	3FG	3FG%	FT	FT%
1st Qtr	5-15	33%	2-7	29%	0-0	0%
2nd Qtr	6-16	38%	2-8	25%	0-0	0%
1st Half	11-31	35%	4-15	27%	0-0	0%
Game	18-57	31.6%	6-30	20.0%	9-15	60.0%

Deadball Rebounds: 3,0

Last FG Half: DV2 2nd-00:27

Best Virginia 30

No.	Player	S	Pts	FG	3FG	FT	OR	DR	TR	PF	A	TO	Blk	Stl	Min	+/-
00	MYERS, TEYVON	SG	0	0-4	0-0	0-0	2	3	5	1	2	2	0	0	9	3
01	HOLTON, JOHNATHAN	PF	0	0-0	0-0	0-0	0	0	0	0	0	0	0	0	0	0
03	STATEN, JUWAN	PG	0	0-5	0-0	0-0	0	1	1	0	2	0	0	0	13	0
04	MORRIS, JAMEL	SG	9	3-5	2-4	1-2	0	0	0	1	0	1	0	1	12	-2
05	JONES, KEVIN	PF	9	4-7	1-2	0-0	0	4	4	1	0	2	1	1	13	3
11	ADRIAN, NATHAN	PF	0	0-0	0-0	0-0	0	2	2	1	0	0	0	0	7	8
12	PHILLIP, TARIK	PG	3	1-3	1-2	0-0	0	2	2	2	6	0	0	2	14	1
14	HARLER, CHASE	SG	0	0-0	0-0	0-0	0	0	0	0	0	0	0	0	0	0
22	RUOFF, ALEX	SG	5	2-3	1-1	0-0	1	2	3	1	0	0	0	2	12	3
41	FLOWERS, JOHN	SF	4	2-4	0-1	0-0	0	0	0	0	1	0	0	0	10	4
	TEAM		0	0-0	0-0	0-0	0	0	0	0	0	0	0	0	0	
TOTALS			30	12-31	5-10	1-2	3	14	17	7	11	5	1	6	90	

Shooting By Period

Period	FG	FG%	3FG	3FG%	FT	FT%
1st Qtr	9-16	56%	4-7	57%	0-0	0%
2nd Qtr	3-15	20%	1-3	33%	1-2	50%
1st Half	12-31	39%	5-10	50%	1-2	50%
Game	24-56	42.9%	9-19	47.4%	6-12	50.0%

Deadball Rebounds: 3,0

Last FG Half: BVA 2nd-04:19

Game Notes:

Officials: Earl Walton, Jamal Ralls, Isacc Barnett

Start Time: 09:16 PM ET

End Time: 10:59 PM ET

Game Duration: 1:43

Score	1st	2nd	3rd	4th	TOT
DV2	12	14	16	9	51
BVA	22	8	15	18	63

Points from (This Period)	DV2	BVA
In the Paint	14	14
Off Turns	4	4
2nd Chance	7	0
Fast Break	2	3
Bench	2	9

Official Box Score
D2 vs Best Virginia
First Quarter Statistics Only
July 19, 2021 at Charleston Coliseum



D2 12

No.	Player	S	Pts	FG	3FG	FT	OR	DR	TR	PF	A	TO	Blk	Stl	Min	+/-
03	WILLETT, SHAUN	SF	2	1-2	0-0	0-0	1	3	4	0	0	1	0	0	7	-9
04	DAVIS JR., MIKE	SG	0	0-3	0-3	0-0	0	0	0	1	0	1	0	0	6	-8
10	MCCULLUM, KENDALE	SG	2	1-2	0-0	0-0	0	1	1	0	2	2	0	0	9	-10
32	HAWLEY, JOSH	PF	0	0-1	0-0	0-0	0	2	2	0	0	0	0	0	4	-2
33	WITHERS, TODD	SF	6	2-2	2-2	0-0	0	1	1	0	0	0	0	0	5	-7
02	ADWAY, TAYLOR	PF	0	0-1	0-0	0-0	0	0	0	0	0	0	0	0	2	-3
12	SIMMONS, GEREL	SG	2	1-3	0-1	0-0	0	0	0	0	0	0	0	0	4	-3
14	SLEVA, DUSTIN	PF	0	0-0	0-0	0-0	0	0	0	0	0	1	0	0	4	-3
22	DUNN, JHONATHAN	SG	0	0-1	0-1	0-0	0	0	0	1	0	0	0	0	3	-5
TEAM							0	0	0	0		0				
TOTALS			12	5-15	2-7	0-0	1	7	8	2	2	5	0	0	45	

Shooting By Period

Period	FG	FG%	3FG	3FG%	FT	FT%
1st Qtr	5-15	33%	2-7	29%	0-0	0%
2nd Qtr	6-16	38%	2-8	25%	0-0	0%
1st Half	5-15	33%	2-7	29%	0-0	0%
1st Half	11-31	35%	4-15	27%	0-0	0%
Game	18-57	31.6%	6-30	20.0%	9-15	60.0%

Deadball Rebounds: 3,0

Best Virginia 22

No.	Player	S	Pts	FG	3FG	FT	OR	DR	TR	PF	A	TO	Blk	Stl	Min	+/-
03	STATEN, JUWAN	PG	0	0-2	0-0	0-0	0	1	1	0	2	0	0	0	6	8
05	JONES, KEVIN	PF	7	3-5	1-2	0-0	0	2	2	1	0	1	0	1	6	5
12	PHILLIP, TARIK	PG	3	1-2	1-2	0-0	0	1	1	1	3	0	0	2	7	7
22	RUOFF, ALEX	SG	2	1-1	0-0	0-0	0	1	1	0	0	0	0	1	5	4
41	FLOWERS, JOHN	SF	2	1-2	0-0	0-0	0	0	0	0	1	0	0	0	6	8
00	MYERS, TEYVON	SG	0	0-0	0-0	0-0	0	2	2	0	2	1	0	0	5	5
01	HOLTON, JOHNATHAN	PF	0	0-0	0-0	0-0	0	0	0	0	0	0	0	0	0	0
04	MORRIS, JAMEL	SG	8	3-4	2-3	0-0	0	0	0	0	0	0	0	0	6	7
11	ADRIAN, NATHAN	PF	0	0-0	0-0	0-0	0	2	2	1	0	0	0	0	4	6
14	HARLER, CHASE	SG	0	0-0	0-0	0-0	0	0	0	0	0	0	0	0	0	0
TEAM							0	0	0	0		0				
TOTALS			22	9-16	4-7	0-0	0	9	9	3	8	2	0	4	45	

Shooting By Period

Period	FG	FG%	3FG	3FG%	FT	FT%
1st Qtr	9-16	56%	4-7	57%	0-0	0%
2nd Qtr	3-15	20%	1-3	33%	1-2	50%
1st Half	9-16	56%	4-7	57%	0-0	0%
1st Half	12-31	39%	5-10	50%	1-2	50%
Game	24-56	42.9%	9-19	47.4%	6-12	50.0%

Deadball Rebounds: 3,0

Game Notes:

Officials: Earl Walton, Jamal Ralls, Isacc Barnett

Start Time: 09:16 PM ET

End Time: 10:59 PM ET

Game Duration: 1:43

Score	1st	2nd	3rd	4th	TOT
DV2	12	14	16	9	51
BVA	22	8	15	18	63

Points (This Period)	DV2	BVA
In the Paint	6	10
Off Turns	2	4
2nd Chance	2	0
Fast Break	0	2
Bench	2	8
Per Poss	0.632 5/19	1.222 9/18

Official Play-By-Play
D2 vs Best Virginia
First Quarter
July 19, 2021 at Charleston Coliseum



Period 1

Starters:

D2: 3 WILLETT,SHAUN (SF); 4 DAVIS JR.,MIKE (SG); 10 MCCULLUM,KENDALE (SG); 32 HAWLEY,JOSH (PF); 33 WITHERS,TODD (SF);

Best Virginia: 3 STATEN,JUWAN (PG); 5 JONES,KEVIN (PF); 12 PHILLIP,TARIK (PG); 22 RUOFF,ALEX (SG); 41 FLOWERS,JOHN (SF);

Time	VISITORS: D2	Score	Margin	HOME: Best Virginia
08:45	GOOD! 3PTR by WITHERS, TODD	0-3	V 3	
08:45	ASSIST by MCCULLUM, KENDALE			
08:19		3-3	T	GOOD! 3PTR by PHILLIP, TARIK
08:19				ASSIST by FLOWERS, JOHN
07:59	MISSED LAYUP by WILLETT, SHAUN			
07:56				REBOUND (DEF) by JONES, KEVIN
07:51		5-3	H 2	GOOD! LAYUP by JONES, KEVIN [PNT]
07:51				ASSIST by PHILLIP, TARIK
07:38	TURNOVER (BADPASS) by MCCULLUM, KENDALE			
07:38				STEAL by PHILLIP, TARIK
07:36	FOUL (PERSONAL) by DAVIS JR., MIKE			
07:36				MISSED JUMPER by STATEN, JUWAN
07:36	REBOUND (DEF) by HAWLEY, JOSH			
07:36	MISSED 3PTR by DAVIS JR., MIKE			
07:36				REBOUND (DEF) by JONES, KEVIN
07:36		8-3	H 5	GOOD! 3PTR by JONES, KEVIN
07:36				ASSIST by STATEN, JUWAN
05:57	MISSED JUMPER by HAWLEY, JOSH			
05:48	REBOUND (OFF) by WILLETT, SHAUN			
05:48	GOOD! LAYUP by WILLETT, SHAUN	8-5	H 3	
05:43				MISSED 3PTR by PHILLIP, TARIK
05:43	REBOUND (DEF) by WILLETT, SHAUN			
05:43				SUB OUT: STATEN, JUWAN
05:43				SUB OUT: FLOWERS, JOHN
05:43				SUB IN: MYERS, TEYVON
05:43				SUB IN: MORRIS, JAMEL
05:43	GOOD! 3PTR by WITHERS, TODD	8-8	T	
05:43	ASSIST by MCCULLUM, KENDALE			
05:35				MISSED 3PTR by JONES, KEVIN
05:29	REBOUND (DEF) by WITHERS, TODD			
05:28	MISSED 3PTR by DAVIS JR., MIKE			
05:24				REBOUND (DEF) by RUOFF, ALEX
05:17				MISSED JUMPER by JONES, KEVIN
05:11	REBOUND (DEF) by HAWLEY, JOSH			
05:01	TURNOVER (BADPASS) by DAVIS JR., MIKE			
05:01				STEAL by PHILLIP, TARIK
04:56		10-8	H 2	GOOD! LAYUP by RUOFF, ALEX [FB/PNT]
04:56				ASSIST by PHILLIP, TARIK
04:39				SUB OUT: RUOFF, ALEX
04:39				SUB IN: ADRIAN, NATHAN
04:39	SUB OUT: HAWLEY, JOSH			
04:39	SUB IN: ADWAY, TAYLOR			
04:34	TURNOVER (BADPASS) by WILLETT, SHAUN			
04:34				STEAL by JONES, KEVIN
04:28		12-8	H 4	GOOD! LAYUP by JONES, KEVIN [PNT]
04:28				ASSIST by MYERS, TEYVON
04:17	MISSED LAYUP by MCCULLUM, KENDALE			
04:14				REBOUND (DEF) by ADRIAN, NATHAN
04:12		15-8	H 7	GOOD! 3PTR by MORRIS, JAMEL
04:12				ASSIST by MYERS, TEYVON
04:06	TIMEOUT 30SEC			
04:06				
04:06	SUB OUT: WITHERS, TODD			
04:06	SUB IN: SLEVA, DUSTIN			
03:46	MISSED 3PTR by DAVIS JR., MIKE			
03:42				REBOUND (DEF) by MYERS, TEYVON
03:41				TURNOVER (OUTOFBOUNDS) by MYERS, TEYVON
03:41	SUB OUT: WILLETT, SHAUN			
03:41	SUB IN: SIMMONS, GEREL			
03:35				FOUL (PERSONAL) by PHILLIP, TARIK
03:16	GOOD! LAYUP by MCCULLUM, KENDALE	15-10	H 5	
03:08				FOUL (OFF) by JONES, KEVIN
03:08				TURNOVER (OFFENSIVE) by JONES, KEVIN
03:08				SUB OUT: JONES, KEVIN
03:08				SUB OUT: PHILLIP, TARIK

Time	VISITORS: D2	Score	Margin	HOME: Best Virginia
03:08				SUB IN: STATEN, JUWAN
03:08				SUB IN: FLOWERS, JOHN
03:08	SUB OUT: ADWAY, TAYLOR			
03:08	SUB IN: DUNN, JHONATHAN			
02:59	MISSED JUMPER by SIMMONS, GEREL			
02:56				REBOUND (DEF) by STATEN, JUWAN
02:44		18-10	H 8	GOOD! 3PTR by MORRIS, JAMEL
02:44				ASSIST by STATEN, JUWAN
02:39	SUB OUT: DAVIS JR., MIKE			
02:39	SUB IN: ADWAY, TAYLOR			
02:10	MISSED JUMPER by ADWAY, TAYLOR			
02:07				REBOUND (DEF) by MYERS, TEYVON
02:07	FOUL (PERSONAL) by DUNN, JHONATHAN			
02:07	SUB OUT: ADWAY, TAYLOR			
02:07	SUB IN: WILLETT, SHAUN			
01:51		20-10	H 10	GOOD! LAYUP by MORRIS, JAMEL [PNT]
01:37	GOOD! LAYUP by SIMMONS, GEREL [PNT]	20-12	H 8	
01:27				MISSED 3PTR by MORRIS, JAMEL
01:21	REBOUND (DEF) by MCCULLUM, KENDALE			
01:19	MISSED 3PTR by DUNN, JHONATHAN			
01:12				REBOUND (DEF) by ADRIAN, NATHAN
01:10				MISSED LAYUP by STATEN, JUWAN
01:06	REBOUND (DEF) by WILLETT, SHAUN			
01:05				FOUL (PERSONAL) by ADRIAN, NATHAN
01:05				SUB OUT: MYERS, TEYVON
01:05				SUB OUT: ADRIAN, NATHAN
01:05				SUB IN: PHILLIP, TARIK
01:05				SUB IN: RUOFF, ALEX
01:03	TURNOVER (BADPASS) by SLEVA, DUSTIN			
01:03				STEAL by RUOFF, ALEX
00:47				MISSED JUMPER by FLOWERS, JOHN
00:43	REBOUND (DEF) by WILLETT, SHAUN			
00:41	MISSED 3PTR by SIMMONS, GEREL			
00:38				REBOUND (DEF) by PHILLIP, TARIK
00:29		22-12	H 10	GOOD! LAYUP by FLOWERS, JOHN
00:29				ASSIST by PHILLIP, TARIK
00:00	TURNOVER (DOUBLEDRIbble) by MCCULLUM, KENDALE			
00:00	SUB OUT: SLEVA, DUSTIN			
00:00	SUB IN: WITHERS, TODD			

D2 12, Best Virginia 22

Points (This Period)	DV2	BVA
In the Paint	6	10
Off Turns	2	4
2nd Chance	2	0
Fast Break	0	2
Bench	2	8
Per Poss	0.632 5/19	1.222 9/18

Official Box Score
D2 vs Best Virginia
Second Quarter Statistics Only
July 19, 2021 at Charleston Coliseum



D2 14

No.	Player	S	Pts	FG	3FG	FT	OR	DR	TR	PF	A	TO	Blk	Stl	Min	+/-
03	WILLETT, SHAUN	SF	6	3-5	0-1	0-0	1	0	1	0	1	0	0	0	7	8
04	DAVIS JR., MIKE	SG	0	0-0	0-0	0-0	1	1	2	1	1	2	0	1	7	1
10	MCCULLUM, KENDALE	SG	3	1-1	1-1	0-0	0	1	1	0	0	1	0	0	4	5
32	HAWLEY, JOSH	PF	0	0-1	0-1	0-0	0	3	3	1	0	0	0	0	5	1
33	WITHERS, TODD	SF	5	2-5	1-4	0-0	2	3	5	0	0	0	0	1	9	6
02	ADWAY, TAYLOR	PF	0	0-0	0-0	0-0	0	0	0	0	0	0	0	0	0	0
12	SIMMONS, GEREL	SG	0	0-2	0-0	0-0	1	1	2	0	0	0	0	0	7	6
14	SLEVA, DUSTIN	PF	0	0-1	0-0	0-0	0	1	1	1	0	1	0	0	4	5
22	DUNN, JHONATHAN	SG	0	0-1	0-1	0-0	0	0	0	0	0	1	0	0	2	-2
TEAM							0	0	0	0		0				
TOTALS			14	6-16	2-8	0-0	5	10	15	3	2	5	0	2	45	

Shooting By Period

Period	FG	FG%	3FG	3FG%	FT	FT%
3rd Qtr	4-13	31%	1-7	14%	7-10	70%
4th Qtr	3-13	23%	1-8	13%	2-5	40%
2nd Half	6-16	38%	2-8	25%	0-0	0%
2nd Half	7-26	27%	2-15	13%	9-15	60%
Game	18-57	31.6%	6-30	20.0%	9-15	60.0%

Deadball Rebounds: 3,0

Best Virginia 8

No.	Player	S	Pts	FG	3FG	FT	OR	DR	TR	PF	A	TO	Blk	Stl	Min	+/-
03	STATEN, JUWAN	PG	0	0-3	0-0	0-0	0	0	0	0	0	0	0	0	7	-8
05	JONES, KEVIN	PF	2	1-2	0-0	0-0	0	2	2	0	0	1	1	0	7	-2
12	PHILLIP, TARIK	PG	0	0-1	0-0	0-0	0	1	1	1	3	0	0	0	7	-6
22	RUOFF, ALEX	SG	3	1-2	1-1	0-0	1	1	2	1	0	0	0	1	7	-1
41	FLOWERS, JOHN	SF	2	1-2	0-1	0-0	0	0	0	0	0	0	0	0	4	-4
00	MYERS, TEYVON	SG	0	0-4	0-0	0-0	2	1	3	1	0	1	0	0	4	-2
01	HOLTON, JOHNATHAN	PF	0	0-0	0-0	0-0	0	0	0	0	0	0	0	0	0	0
04	MORRIS, JAMEL	SG	1	0-1	0-1	1-2	0	0	0	1	0	1	0	1	6	-9
11	ADRIAN, NATHAN	PF	0	0-0	0-0	0-0	0	0	0	0	0	0	0	0	3	2
14	HARLER, CHASE	SG	0	0-0	0-0	0-0	0	0	0	0	0	0	0	0	0	0
TEAM							0	0	0	0		0				
TOTALS			8	3-15	1-3	1-2	3	5	8	4	3	3	1	2	45	

Shooting By Period

Period	FG	FG%	3FG	3FG%	FT	FT%
3rd Qtr	6-11	55%	0-3	00%	3-6	50%
4th Qtr	6-14	43%	4-6	67%	2-4	50%
2nd Half	3-15	20%	1-3	33%	1-2	50%
2nd Half	12-25	48%	4-9	44%	5-10	50%
Game	24-56	42.9%	9-19	47.4%	6-12	50.0%

Deadball Rebounds: 3,0

Game Notes:

Officials: Earl Walton, Jamal Ralls, Isacc Barnett

Start Time: 09:16 PM ET

End Time: 10:59 PM ET

Game Duration: 1:43

Score	1st	2nd	3rd	4th	TOT
DV2	12	14	16	9	51
BVA	22	8	15	18	63

Points (This Period)	DV2	BVA
In the Paint	8	4
Off Turns	2	0
2nd Chance	5	0
Fast Break	2	1
Bench	0	1
Per Poss	0.875 6/16	0.500 4/16

Official Play-By-Play
D2 vs Best Virginia
Second Quarter
July 19, 2021 at Charleston Coliseum



Period 2

Starters:

D2: 3 WILLETT,SHAUN (SF); 4 DAVIS JR.,MIKE (SG); 10 MCCULLUM,KENDALE (SG); 32 HAWLEY,JOSH (PF); 33 WITHERS,TODD (SF);
Best Virginia: 3 STATEN,JUWAN (PG); 5 JONES,KEVIN (PF); 12 PHILLIP,TARIK (PG); 22 RUOFF,ALEX (SG); 41 FLOWERS,JOHN (SF);

Time	VISITORS: D2	Score	Margin	HOME: Best Virginia
09:00	SUB OUT: MCCULLUM, KENDALE			
09:00	SUB OUT: DUNN, JHONATHAN			
09:00	SUB IN: DAVIS JR., MIKE			
09:00	SUB IN: HAWLEY, JOSH			
08:44				MISSED JUMPER by PHILLIP, TARIK
08:41	REBOUND (DEF) by HAWLEY, JOSH			
08:25	GOOD! LAYUP by WILLETT, SHAUN [PNT]	22-14	H 8	
07:54		24-14	H 10	GOOD! LAYUP by FLOWERS, JOHN [PNT]
07:54				ASSIST by PHILLIP, TARIK
07:34	MISSED JUMPER by SIMMONS, GEREL			
07:31				REBOUND (DEF) by RUOFF, ALEX
07:26	FOUL (PERSONAL) by DAVIS JR., MIKE			
07:26		25-14	H 11	GOOD! FT by MORRIS, JAMEL [FB]
07:26				SUB OUT: FLOWERS, JOHN
07:26				SUB IN: MYERS, TEYVON
07:25				MISSED FT by MORRIS, JAMEL
07:24	REBOUND (DEF) by HAWLEY, JOSH			
07:07	GOOD! 3PTR by WITHERS, TODD	25-17	H 8	
07:07	ASSIST by WILLETT, SHAUN			
06:53				TURNOVER (BADPASS) by MYERS, TEYVON
06:53	STEAL by DAVIS JR., MIKE			
06:48	GOOD! LAYUP by WILLETT, SHAUN [FB]	25-19	H 6	
06:48	ASSIST by DAVIS JR., MIKE			
06:48				TIMEOUT 30SEC
06:48				SUB OUT: MORRIS, JAMEL
06:48				SUB IN: JONES, KEVIN
06:29				MISSED JUMPER by RUOFF, ALEX
06:22				REBOUND (OFF) by RUOFF, ALEX
06:19				MISSED JUMPER by STATEN, JUWAN
06:15				REBOUND (OFF) by MYERS, TEYVON
06:14				MISSED JUMPER by MYERS, TEYVON
06:10				REBOUND (OFF) by MYERS, TEYVON
06:09				MISSED JUMPER by MYERS, TEYVON
06:06	REBOUND (DEF) by SIMMONS, GEREL			
06:04	GOOD! LAYUP by WILLETT, SHAUN [PNT]	25-21	H 4	
05:43		28-21	H 7	GOOD! 3PTR by RUOFF, ALEX
05:43				ASSIST by PHILLIP, TARIK
05:24				FOUL (PERSONAL) by MYERS, TEYVON
05:24				SUB OUT: STATEN, JUWAN
05:24				SUB IN: ADRIAN, NATHAN
05:24	SUB OUT: WILLETT, SHAUN			
05:24	SUB IN: DUNN, JHONATHAN			
05:20	MISSED 3PTR by DUNN, JHONATHAN			
05:12	REBOUND (OFF) by WITHERS, TODD			
05:06	TURNOVER (BADPASS) by DUNN, JHONATHAN			
05:06				STEAL by RUOFF, ALEX
04:54	FOUL (PERSONAL) by HAWLEY, JOSH			
04:45				MISSED JUMPER by MYERS, TEYVON
04:42	REBOUND (DEF) by HAWLEY, JOSH			
04:31	MISSED 3PTR by WITHERS, TODD			
04:24				REBOUND (DEF) by JONES, KEVIN
04:19		30-21	H 9	GOOD! DUNK by JONES, KEVIN
04:19				ASSIST by PHILLIP, TARIK
04:03	MISSED 3PTR by HAWLEY, JOSH			
03:58				REBOUND (DEF) by PHILLIP, TARIK
03:55				MISSED JUMPER by MYERS, TEYVON
03:52	REBOUND (DEF) by WITHERS, TODD			
03:45	MISSED JUMPER by SIMMONS, GEREL			
03:42				REBOUND (DEF) by MYERS, TEYVON
03:34				TURNOVER (BADPASS) by JONES, KEVIN
03:34	STEAL by WITHERS, TODD			
03:31				FOUL (PERSONAL) by PHILLIP, TARIK
03:31				
03:31				SUB OUT: PHILLIP, TARIK
03:31				SUB IN: STATEN, JUWAN

Time	VISITORS: D2	Score	Margin	HOME: Best Virginia
03:31				SUB OUT: MYERS, TEYVON
03:31				SUB IN: MORRIS, JAMEL
03:31	SUB OUT: SIMMONS, GEREL			
03:31	SUB OUT: DUNN, JHONATHAN			
03:31	SUB OUT: HAWLEY, JOSH			
03:31	SUB IN: WILLETT, SHAUN			
03:31	SUB IN: MCCULLUM, KENDALE			
03:31	SUB IN: SLEVA, DUSTIN			
03:15	MISSED 3PTR by WILLETT, SHAUN			
03:13				REBOUND (DEF) by JONES, KEVIN
03:13	FOUL (OFF) by SLEVA, DUSTIN			
03:13	TURNOVER (OFFENSIVE) by SLEVA, DUSTIN			
03:02				MISSED 3PTR by MORRIS, JAMEL
02:58	REBOUND (DEF) by DAVIS JR., MIKE			
02:54	TURNOVER (TRAVEL) by DAVIS JR., MIKE			
02:44				MISSED JUMPER by STATEN, JUWAN
02:41	REBOUND (DEF) by SLEVA, DUSTIN			
02:28	MISSED 3PTR by WITHERS, TODD			
02:25				FOUL (PERSONAL) by RUOFF, ALEX
02:25				SUB OUT: RUOFF, ALEX
02:25				SUB IN: FLOWERS, JOHN
02:24	REBOUND (OFF) by DAVIS JR., MIKE			
02:21	TURNOVER (BADPASS) by MCCULLUM, KENDALE			
02:21				STEAL by MORRIS, JAMEL
02:18				FOUL (OFF) by MORRIS, JAMEL
02:18				TURNOVER (OFFENSIVE) by MORRIS, JAMEL
02:00	TURNOVER (DOUBLEDRIbble) by DAVIS JR., MIKE			
02:00				SUB OUT: ADRIAN, NATHAN
02:00				SUB IN: PHILLIP, TARIK
02:00	SUB OUT: DAVIS JR., MIKE			
02:00	SUB IN: SIMMONS, GEREL			
01:45				MISSED JUMPER by STATEN, JUWAN
01:41	REBOUND (DEF) by WITHERS, TODD			
01:24	MISSED JUMPER by SLEVA, DUSTIN			
01:21	REBOUND (OFF) by WITHERS, TODD			
01:20	GOOD! JUMPER by WITHERS, TODD [PNT]	30-23	H 7	
00:55				MISSED 3PTR by FLOWERS, JOHN
00:51	REBOUND (DEF) by MCCULLUM, KENDALE			
00:44	MISSED JUMPER by WILLETT, SHAUN			
00:44				BLOCK by JONES, KEVIN
00:38	REBOUND (OFF) by WILLETT, SHAUN			
00:37	MISSED 3PTR by WITHERS, TODD			
00:34	REBOUND (OFF) by SIMMONS, GEREL			
00:27	GOOD! 3PTR by MCCULLUM, KENDALE	30-26	H 4	
00:00				MISSED LAYUP by JONES, KEVIN
00:00	REBOUND (DEF) by WITHERS, TODD			

D2 26, Best Virginia 30

Points (This Period)	DV2	BVA
In the Paint	8	4
Off Turns	2	0
2nd Chance	5	0
Fast Break	2	1
Bench	0	1
Per Poss	0.875 6/16	0.500 4/16

Official Box Score
D2 vs Best Virginia
Second Half Statistics Only
July 19, 2021 at Charleston Coliseum



D2 25

No.	Player	S	Pts	FG	3FG	FT	OR	DR	TR	PF	A	TO	Blk	Stl	Min	+/-
02	ADWAY, TAYLOR	PF	2	1-1	0-0	0-0	1	1	2	2	0	1	0	0	6	-2
03	WILLETT, SHAUN	SF	4	1-5	0-2	2-4	0	4	4	1	1	0	0	1	12	-6
04	DAVIS JR., MIKE	SG	7	2-6	2-5	1-2	0	1	1	0	0	1	0	0	14	-4
10	MCCULLUM, KENDALE	SG	1	0-1	0-0	1-3	0	1	1	1	0	1	0	1	14	-4
12	SIMMONS, GEREL	SG	4	1-4	0-3	2-2	0	0	0	1	0	0	0	0	8	-7
14	SLEVA, DUSTIN	PF	4	1-2	0-1	2-2	2	0	2	1	0	2	0	0	6	-2
22	DUNN, JHONATHAN	SG	1	0-1	0-1	1-2	0	0	0	1	0	0	0	0	4	-4
32	HAWLEY, JOSH	PF	2	1-2	0-1	0-0	2	2	4	1	1	0	1	0	10	-1
33	WITHERS, TODD	SF	0	0-4	0-2	0-0	1	2	3	2	1	0	0	1	16	-10
	TEAM		0	0-0	0-0	0-0	1	0	1	0	0	0	0	0	0	
TOTALS			25	7-26	2-15	9-15	7	11	18	10	3	5	1	3	90	

Shooting By Period

Period	FG	FG%	3FG	3FG%	FT	FT%
3rd Qtr	4-13	31%	1-7	14%	7-10	70%
4th Qtr	3-13	23%	1-8	13%	2-5	40%
2nd Half	7-26	27%	2-15	13%	9-15	60%
Game	18-57	31.6%	6-30	20.0%	9-15	60.0%

Deadball Rebounds: 3,0
Last FG Half: DV2 4th-03:58

Best Virginia 33

No.	Player	S	Pts	FG	3FG	FT	OR	DR	TR	PF	A	TO	Blk	Stl	Min	+/-
00	MYERS, TEYVON	SG	3	1-2	0-0	1-2	0	0	0	3	0	0	0	0	3	0
01	HOLTON, JOHNATHAN	PF	0	0-0	0-0	0-0	0	0	0	0	0	0	0	0	1	0
03	STATEN, JUWAN	PG	2	1-1	0-0	0-2	0	1	1	1	1	1	0	3	14	8
04	MORRIS, JAMEL	SG	2	1-3	0-1	0-0	0	1	1	0	0	0	0	0	11	9
05	JONES, KEVIN	PF	4	1-4	0-0	2-4	1	1	2	2	1	1	1	0	13	6
11	ADRIAN, NATHAN	PF	11	4-5	1-1	2-2	1	1	2	0	0	1	0	0	10	5
12	PHILLIP, TARIK	PG	8	3-7	2-5	0-0	0	1	1	3	1	2	0	0	14	9
14	HARLER, CHASE	SG	0	0-0	0-0	0-0	0	0	0	2	0	0	0	0	3	2
22	RUOFF, ALEX	SG	0	0-1	0-0	0-0	1	6	7	2	0	1	0	0	13	0
41	FLOWERS, JOHN	SF	3	1-2	1-2	0-0	1	4	5	2	0	0	0	0	8	3
	TEAM		0	0-0	0-0	0-0	0	0	0	0	0	0	0	0	0	
TOTALS			33	12-25	4-9	5-10	4	15	19	15	3	6	1	3	90	

Shooting By Period

Period	FG	FG%	3FG	3FG%	FT	FT%
3rd Qtr	6-11	55%	0-3	00%	3-6	50%
4th Qtr	6-14	43%	4-6	67%	2-4	50%
2nd Half	12-25	48%	4-9	44%	5-10	50%
Game	24-56	42.9%	9-19	47.4%	6-12	50.0%

Deadball Rebounds: 3,0
Last FG Half: BVA 4th-03:19

Game Notes:

Officials: Earl Walton, Jamal Ralls, Isacc Barnett

Start Time: 09:16 PM ET

End Time: 10:59 PM ET

Game Duration: 1:43

Score	1st	2nd	3rd	4th	TOT
DV2	12	14	16	9	51
BVA	22	8	15	18	63

Points from (This Period)	DV2	BVA
In the Paint	10	12
Off Turns	2	8
2nd Chance	7	7
Fast Break	4	0
Bench	11	16

Official Box Score
D2 vs Best Virginia
Third Quarter Statistics Only
July 19, 2021 at Charleston Coliseum



D2 25

No.	Player	S	Pts	FG	3FG	FT	OR	DR	TR	PF	A	TO	Blk	Stl	Min	+/-
03	WILLETT, SHAUN	SF	0	0-2	0-1	0-0	0	2	2	0	1	0	0	0	3	3
04	DAVIS JR., MIKE	SG	4	1-4	1-3	1-2	0	0	0	0	0	0	0	0	6	2
10	MCCULLUM, KENDALE	SG	1	0-0	0-0	1-2	0	0	0	1	0	0	0	1	6	2
32	HAWLEY, JOSH	PF	2	1-1	0-0	0-0	1	1	2	0	1	0	0	0	3	3
33	WITHERS, TODD	SF	0	0-2	0-1	0-0	1	1	2	0	0	0	0	0	9	1
02	ADWAY, TAYLOR	PF	2	1-1	0-0	0-0	1	1	2	2	0	1	0	0	6	-2
12	SIMMONS, GEREL	SG	2	0-1	0-1	2-2	0	0	0	0	0	0	0	0	3	-1
14	SLEVA, DUSTIN	PF	4	1-2	0-1	2-2	2	0	2	1	0	2	0	0	6	-2
22	DUNN, JHONATHAN	SG	1	0-0	0-0	1-2	0	0	0	1	0	0	0	0	3	-1
TEAM							0	0	0	0		0				
TOTALS			16	4-13	1-7	7-10	5	5	10	5	2	3	0	1	45	

Shooting By Period

Period	FG	FG%	3FG	3FG%	FT	FT%
2nd Half	0-0	0%	0-0	0%	0-0	0%
Game	18-57	31.6%	6-30	20.0%	9-15	60.0%

Deadball Rebounds: 3,0

Best Virginia 33

No.	Player	S	Pts	FG	3FG	FT	OR	DR	TR	PF	A	TO	Blk	Stl	Min	+/-
03	STATEN, JUWAN	PG	2	1-1	0-0	0-2	0	0	0	1	0	1	0	1	7	-2
05	JONES, KEVIN	PF	0	0-0	0-0	0-0	0	0	0	0	0	0	0	0	4	-3
12	PHILLIP, TARIK	PG	2	1-2	0-1	0-0	0	0	0	1	0	1	0	0	5	0
22	RUOFF, ALEX	SG	0	0-1	0-0	0-0	0	4	4	0	0	0	0	0	7	-1
41	FLOWERS, JOHN	SF	0	0-1	0-1	0-0	0	1	1	1	0	0	0	0	3	-3
00	MYERS, TEYVON	SG	3	1-2	0-0	1-2	0	0	0	3	0	0	0	0	3	0
01	HOLTON, JOHNATHAN	PF	0	0-0	0-0	0-0	0	0	0	0	0	0	0	0	1	0
04	MORRIS, JAMEL	SG	0	0-1	0-1	0-0	0	0	0	0	0	0	0	0	6	2
11	ADRIAN, NATHAN	PF	8	3-3	0-0	2-2	1	0	1	0	0	0	0	0	6	2
14	HARLER, CHASE	SG	0	0-0	0-0	0-0	0	0	0	2	0	0	0	0	3	2
TEAM							0	0	0	0		0				
TOTALS			15	6-11	0-3	3-6	1	5	6	8	0	2	0	1	45	

Shooting By Period

Period	FG	FG%	3FG	3FG%	FT	FT%
2nd Half	0-0	0%	0-0	0%	0-0	0%
Game	24-56	42.9%	9-19	47.4%	6-12	50.0%

Deadball Rebounds: 3,0

Game Notes:

Officials: Earl Walton, Jamal Ralls, Isacc Barnett

Start Time: 09:16 PM ET

End Time: 10:59 PM ET

Game Duration: 1:43

Score	1st	2nd	3rd	4th	TOT
DV2	12	14	16	9	51
BVA	22	8	15	18	63

Points (This Period)	DV2	BVA
In the Paint	6	10
Off Turns	0	2
2nd Chance	7	2
Fast Break	2	0
Bench	9	11
Per Poss	1.067 8/15	1.071 8/14

Official Play-By-Play
D2 vs Best Virginia
Third Quarter
July 19, 2021 at Charleston Coliseum



Period 3

Starters:

D2: 3 WILLETT,SHAUN (SF); 4 DAVIS JR.,MIKE (SG); 10 MCCULLUM,KENDALE (SG); 32 HAWLEY,JOSH (PF); 33 WITHERS,TODD (SF);

Best Virginia: 3 STATEN,JUWAN (PG); 5 JONES,KEVIN (PF); 12 PHILLIP,TARIK (PG); 22 RUOFF,ALEX (SG); 41 FLOWERS,JOHN (SF);

Time	VISITORS: D2	Score	Margin	HOME: Best Virginia
09:00				SUB OUT: MORRIS, JAMEL
09:00				SUB IN: RUOFF, ALEX
09:00	SUB OUT: SIMMONS, GEREL			
09:00	SUB OUT: SLEVA, DUSTIN			
09:00	SUB IN: DAVIS JR., MIKE			
09:00	SUB IN: HAWLEY, JOSH			
08:39	MISSED 3PTR by DAVIS JR., MIKE			
08:34	REBOUND (OFF) by HAWLEY, JOSH			
08:33	GOOD! 3PTR by DAVIS JR., MIKE	30-29	H 1	
08:33	ASSIST by HAWLEY, JOSH			
08:04		32-29	H 3	GOOD! JUMPER by STATEN, JUWAN [PNT]
07:45				FOUL (PERSONAL) by FLOWERS, JOHN
07:37	MISSED JUMPER by WITHERS, TODD			
07:34				REBOUND (DEF) by RUOFF, ALEX
07:30				FOUL (OFF) by PHILLIP, TARIK
07:30				TURNOVER (OFFENSIVE) by PHILLIP, TARIK
07:13	MISSED JUMPER by DAVIS JR., MIKE			
07:09				REBOUND (DEF) by RUOFF, ALEX
07:08				TURNOVER (BADPASS) by STATEN, JUWAN
07:08	STEAL by MCCULLUM, KENDALE			
06:59	MISSED 3PTR by WILLETT, SHAUN			
06:52				REBOUND (DEF) by FLOWERS, JOHN
06:39				MISSED 3PTR by PHILLIP, TARIK
06:34	REBOUND (DEF) by WILLETT, SHAUN			
06:30	GOOD! JUMPER by HAWLEY, JOSH [PNT]	32-31	H 1	
06:30	ASSIST by WILLETT, SHAUN			
06:14				MISSED 3PTR by FLOWERS, JOHN
06:07	REBOUND (DEF) by WILLETT, SHAUN			
05:55	MISSED JUMPER by WILLETT, SHAUN			
05:53				REBOUND (DEF) by RUOFF, ALEX
05:53				SUB OUT: PHILLIP, TARIK
05:53				SUB OUT: RUOFF, ALEX
05:53				SUB OUT: FLOWERS, JOHN
05:53				SUB IN: MYERS, TEYVON
05:53				SUB IN: MORRIS, JAMEL
05:53				SUB IN: ADRIAN, NATHAN
05:53	SUB OUT: WILLETT, SHAUN			
05:53	SUB OUT: HAWLEY, JOSH			
05:53	SUB IN: ADWAY, TAYLOR			
05:53	SUB IN: SLEVA, DUSTIN			
05:30				FOUL (PERSONAL) by MYERS, TEYVON
05:17				FOUL (PERSONAL) by MYERS, TEYVON
05:16	GOOD! FT by SLEVA, DUSTIN	32-32	T	
05:16				SUB OUT: MYERS, TEYVON
05:16				SUB IN: HARLER, CHASE
05:16	GOOD! FT by SLEVA, DUSTIN	32-33	V 1	
04:58	FOUL (PERSONAL) by ADWAY, TAYLOR			
04:58		33-33	T	GOOD! FT by ADRIAN, NATHAN
04:58				SUB OUT: STATEN, JUWAN
04:58				SUB IN: MYERS, TEYVON
04:58		34-33	H 1	GOOD! FT by ADRIAN, NATHAN
04:39				FOUL (PERSONAL) by HARLER, CHASE
04:39	MISSED FT by MCCULLUM, KENDALE			
04:39	REBOUND (OFF) by TEAM			
04:39				SUB OUT: JONES, KEVIN
04:39				SUB IN: HOLTON, JOHNNATHAN
04:39	GOOD! FT by MCCULLUM, KENDALE	34-34	T	
04:28	FOUL (PERSONAL) by MCCULLUM, KENDALE			
04:28				MISSED FT by MYERS, TEYVON
04:28				REBOUND (OFF) by TEAM
04:28		35-34	H 1	GOOD! FT by MYERS, TEYVON
04:17	MISSED 3PTR by SLEVA, DUSTIN			
04:12	REBOUND (OFF) by WITHERS, TODD			
04:11	MISSED 3PTR by DAVIS JR., MIKE			
04:06	REBOUND (OFF) by SLEVA, DUSTIN			

Time	VISITORS: D2	Score	Margin	HOME: Best Virginia
03:59	MISSED 3PTR by WITHERS, TODD			
03:49	REBOUND (OFF) by SLEVA, DUSTIN			
03:49	GOOD! LAYUP by SLEVA, DUSTIN	35-36	V 1	
03:43		37-36	H 1	GOOD! JUMPER by MYERS, TEYVON
03:33				FOUL (PERSONAL) by HARLER, CHASE
03:33				
03:33				SUB OUT: HOLTON, JOHNATHAN
03:33				SUB IN: RUOFF, ALEX
03:33	MISSED FT by DAVIS JR., MIKE			
03:33	REBOUND (OFF) by TEAM			
03:33	GOOD! FT by DAVIS JR., MIKE	37-37	T	
03:14		39-37	H 2	GOOD! JUMPER by ADRIAN, NATHAN [PNT]
03:04	FOUL (OFF) by ADWAY, TAYLOR			
03:04	TURNOVER (OFFENSIVE) by ADWAY, TAYLOR			
03:04	SUB OUT: DAVIS JR., MIKE			
03:04	SUB OUT: MCCULLUM, KENDALE			
03:04	SUB IN: SIMMONS, GEREL			
03:04	SUB IN: DUNN, JHONATHAN			
02:46				MISSED JUMPER by MYERS, TEYVON
02:41	REBOUND (DEF) by ADWAY, TAYLOR			
02:38				FOUL (PERSONAL) by MYERS, TEYVON
02:38	GOOD! FT by SIMMONS, GEREL [FB]	39-38	H 1	
02:38				SUB OUT: MYERS, TEYVON
02:38				SUB IN: STATEN, JUWAN
02:38	GOOD! FT by SIMMONS, GEREL [FB]	39-39	T	
02:21		41-39	H 2	GOOD! JUMPER by PHILLIP, TARIK [PNT]
02:15				SUB OUT: HARLER, CHASE
02:15				SUB IN: PHILLIP, TARIK
02:05	MISSED 3PTR by SIMMONS, GEREL			
02:00	REBOUND (OFF) by ADWAY, TAYLOR			
01:58	GOOD! JUMPER by ADWAY, TAYLOR [PNT]	41-41	T	
01:37		43-41	H 2	GOOD! LAYUP by ADRIAN, NATHAN [PNT]
01:19	FOUL (OFF) by SLEVA, DUSTIN			
01:19	TURNOVER (OFFENSIVE) by SLEVA, DUSTIN			
01:00				MISSED JUMPER by RUOFF, ALEX
00:57	REBOUND (DEF) by WITHERS, TODD			
00:43	TURNOVER (BADPASS) by SLEVA, DUSTIN			
00:43				STEAL by STATEN, JUWAN
00:37				MISSED 3PTR by MORRIS, JAMEL
00:32				REBOUND (OFF) by ADRIAN, NATHAN
00:32		45-41	H 4	GOOD! LAYUP by ADRIAN, NATHAN
00:22				FOUL (PERSONAL) by STATEN, JUWAN
00:22	GOOD! FT by DUNN, JHONATHAN	45-42	H 3	
00:22	SUB OUT: ADWAY, TAYLOR			
00:22	SUB OUT: SLEVA, DUSTIN			
00:22	SUB IN: WILLETT, SHAUN			
00:22	SUB IN: HAWLEY, JOSH			
00:21	MISSED FT by DUNN, JHONATHAN			
00:19				REBOUND (DEF) by RUOFF, ALEX
00:00	FOUL (PERSONAL) by DUNN, JHONATHAN			
00:00				MISSED FT by STATEN, JUWAN
00:00				REBOUND (OFF) by TEAM
00:00				MISSED FT by STATEN, JUWAN
00:00	REBOUND (DEF) by HAWLEY, JOSH			

D2 42, Best Virginia 45

Points (This Period)	DV2	BVA
In the Paint	6	10
Off Turns	0	2
2nd Chance	7	2
Fast Break	2	0
Bench	9	11
Per Poss	1.067 8/15	1.071 8/14

Official Box Score
D2 vs Best Virginia
Fourth Quarter Statistics Only
July 19, 2021 at Charleston Coliseum



D2 9

No.	Player	S	Pts	FG	3FG	FT	OR	DR	TR	PF	A	TO	Blk	Stl	Min	+/-
03	WILLETT, SHAUN	SF	4	1-3	0-1	2-4	0	2	2	1	0	0	0	1	9	-9
04	DAVIS JR., MIKE	SG	3	1-2	1-2	0-0	0	1	1	0	0	1	0	0	8	-6
10	MCCULLUM, KENDALE	SG	0	0-1	0-0	0-1	0	1	1	0	0	1	0	0	8	-6
32	HAWLEY, JOSH	PF	0	0-1	0-1	0-0	1	1	2	1	0	0	1	0	7	-4
33	WITHERS, TODD	SF	0	0-2	0-1	0-0	0	1	1	2	1	0	0	1	7	-11
02	ADWAY, TAYLOR	PF	0	0-0	0-0	0-0	0	0	0	0	0	0	0	0	0	0
12	SIMMONS, GEREL	SG	2	1-3	0-2	0-0	0	0	0	1	0	0	0	0	5	-6
14	SLEVA, DUSTIN	PF	0	0-0	0-0	0-0	0	0	0	0	0	0	0	0	0	0
22	DUNN, JHONATHAN	SG	0	0-1	0-1	0-0	0	0	0	0	0	0	0	0	1	-3
TEAM							1	0	1	0		0				
TOTALS			9	3-13	1-8	2-5	2	6	8	5	1	2	1	2	45	

Shooting By Period

Period	FG	FG%	3FG	3FG%	FT	FT%
Game	18-57	31.6%	6-30	20.0%	9-15	60.0%

Deadball Rebounds: 3,0

Best Virginia 18

No.	Player	S	Pts	FG	3FG	FT	OR	DR	TR	PF	A	TO	Blk	Stl	Min	+/-
03	STATEN, JUWAN	PG	0	0-0	0-0	0-0	0	1	1	0	1	0	0	2	7	10
05	JONES, KEVIN	PF	4	1-4	0-0	2-4	1	1	2	2	1	1	1	0	9	9
12	PHILLIP, TARIK	PG	6	2-5	2-4	0-0	0	1	1	2	1	1	0	0	9	9
22	RUOFF, ALEX	SG	0	0-0	0-0	0-0	1	2	3	2	0	1	0	0	6	1
41	FLOWERS, JOHN	SF	3	1-1	1-1	0-0	1	3	4	1	0	0	0	0	5	6
00	MYERS, TEYVON	SG	0	0-0	0-0	0-0	0	0	0	0	0	0	0	0	0	0
01	HOLTON, JOHNATHAN	PF	0	0-0	0-0	0-0	0	0	0	0	0	0	0	0	0	0
04	MORRIS, JAMEL	SG	2	1-2	0-0	0-0	0	1	1	0	0	0	0	0	5	7
11	ADRIAN, NATHAN	PF	3	1-2	1-1	0-0	0	1	1	0	0	1	0	0	4	3
14	HARLER, CHASE	SG	0	0-0	0-0	0-0	0	0	0	0	0	0	0	0	0	0
TEAM							0	0	0	0		0				
TOTALS			18	6-14	4-6	2-4	3	10	13	7	3	4	1	2	45	

Shooting By Period

Period	FG	FG%	3FG	3FG%	FT	FT%
Game	24-56	42.9%	9-19	47.4%	6-12	50.0%

Deadball Rebounds: 3,0

Game Notes:

Officials: Earl Walton, Jamal Ralls, Isacc Barnett

Start Time: 09:16 PM ET

End Time: 10:59 PM ET

Game Duration: 1:43

Score	1st	2nd	3rd	4th	TOT
DV2	12	14	16	9	51
BVA	22	8	15	18	63

Points (This Period)	DV2	BVA
In the Paint	4	2
Off Turns	2	6
2nd Chance	0	5
Fast Break	2	0
Bench	2	5
Per Poss	0.600 4/15	1.059 7/17

Official Play-By-Play
D2 vs Best Virginia
Fourth Quarter
July 19, 2021 at Charleston Coliseum



Period 4

Starters:

D2: 3 WILLETT,SHAUN (SF); 4 DAVIS JR.,MIKE (SG); 10 MCCULLUM,KENDALE (SG); 32 HAWLEY,JOSH (PF); 33 WITHERS,TODD (SF);

Best Virginia: 3 STATEN,JUWAN (PG); 5 JONES,KEVIN (PF); 12 PHILLIP,TARIK (PG); 22 RUOFF,ALEX (SG); 41 FLOWERS,JOHN (SF);

Time	VISITORS: D2	Score	Margin	HOME: Best Virginia
09:00				SUB OUT: ADRIAN, NATHAN
09:00				SUB OUT: RUOFF, ALEX
09:00				SUB IN: JONES, KEVIN
09:00				SUB IN: FLOWERS, JOHN
08:44				MISSED JUMPER by PHILLIP, TARIK
08:44	BLOCK by HAWLEY, JOSH			
08:36				REBOUND (OFF) by FLOWERS, JOHN
08:32		48-42	H 6	GOOD! 3PTR by FLOWERS, JOHN
08:17	MISSED 3PTR by DUNN, JHONATHAN			
08:13				REBOUND (DEF) by STATEN, JUWAN
08:00	FOUL (PERSONAL) by HAWLEY, JOSH			
07:56				MISSED JUMPER by JONES, KEVIN
07:48	REBOUND (DEF) by WILLETT, SHAUN			
07:38	MISSED 3PTR by HAWLEY, JOSH			
07:34				REBOUND (DEF) by FLOWERS, JOHN
07:34	FOUL (PERSONAL) by SIMMONS, GEREL			
07:34				MISSED FT by JONES, KEVIN
07:34				REBOUND (OFF) by TEAM
07:34	SUB OUT: DUNN, JHONATHAN			
07:34	SUB OUT: HAWLEY, JOSH			
07:34	SUB IN: DAVIS JR., MIKE			
07:34	SUB IN: MCCULLUM, KENDALE			
07:34				MISSED FT by JONES, KEVIN
07:32	REBOUND (DEF) by MCCULLUM, KENDALE			
07:20	TURNOVER (BADPASS) by MCCULLUM, KENDALE			
07:20				STEAL by STATEN, JUWAN
07:15		51-42	H 9	GOOD! 3PTR by PHILLIP, TARIK
07:15				ASSIST by STATEN, JUWAN
07:11	TIMEOUT 30SEC			
06:43	MISSED 3PTR by SIMMONS, GEREL			
06:41				REBOUND (DEF) by JONES, KEVIN
06:41	FOUL (PERSONAL) by WILLETT, SHAUN			
06:20		53-42	H 11	GOOD! JUMPER by MORRIS, JAMEL
06:12				FOUL (PERSONAL) by FLOWERS, JOHN
06:07	MISSED 3PTR by WITHERS, TODD			
06:04				REBOUND (DEF) by PHILLIP, TARIK
05:59	FOUL (PERSONAL) by WITHERS, TODD			
05:52				MISSED JUMPER by JONES, KEVIN
05:49	REBOUND (DEF) by WITHERS, TODD			
05:37	MISSED LAYUP by WITHERS, TODD			
05:33				REBOUND (DEF) by FLOWERS, JOHN
05:33				TURNOVER (OUTOFBOUNDS) by JONES, KEVIN
05:33				SUB OUT: STATEN, JUWAN
05:33				SUB IN: RUOFF, ALEX
05:33	SUB OUT: WITHERS, TODD			
05:33	SUB IN: HAWLEY, JOSH			
05:26				FOUL (PERSONAL) by PHILLIP, TARIK
05:06	MISSED 3PTR by SIMMONS, GEREL			
05:02				REBOUND (DEF) by FLOWERS, JOHN
04:53				MISSED JUMPER by JONES, KEVIN
04:50	REBOUND (DEF) by HAWLEY, JOSH			
04:45	GOOD! LAYUP by SIMMONS, GEREL	53-44	H 9	
04:25				MISSED LAYUP by MORRIS, JAMEL
04:22	REBOUND (DEF) by WILLETT, SHAUN			
04:19	MISSED LAYUP by WILLETT, SHAUN			
04:18	REBOUND (OFF) by HAWLEY, JOSH			
04:18				FOUL (PERSONAL) by JONES, KEVIN
04:18				SUB OUT: FLOWERS, JOHN
04:18				SUB IN: ADRIAN, NATHAN
04:08				FOUL (PERSONAL) by JONES, KEVIN
04:05	MISSED 3PTR by WILLETT, SHAUN			
04:00				REBOUND (DEF) by MORRIS, JAMEL
03:58				TIMEOUT 30SEC
03:58				
03:58	SUB OUT: SIMMONS, GEREL			

Time	VISITORS: D2	Score	Margin	HOME: Best Virginia
03:58	SUB IN: WITHERS, TODD			
03:58				MISSED 3PTR by PHILLIP, TARIK
03:58	FOUL (PERSONAL) by WITHERS, TODD			
03:58		54-44	H 10	GOOD! FT by JONES, KEVIN
03:58				SUB OUT: MORRIS, JAMEL
03:58				SUB IN: STATEN, JUWAN
03:58		55-44	H 11	GOOD! FT by JONES, KEVIN
03:58				FOUL (PERSONAL) by RUOFF, ALEX
03:58	GOOD! FT by WILLETT, SHAUN [FB]	55-45	H 10	
03:58	GOOD! FT by WILLETT, SHAUN [FB]	55-46	H 9	
03:58	MISSED LAYUP by MCCULLUM, KENDALE			
03:58				BLOCK by JONES, KEVIN
03:58				REBOUND (DEF) by RUOFF, ALEX
03:58				TIMEOUT TEAM
03:58				TURNOVER (BADPASS) by PHILLIP, TARIK
03:58				FOUL (PERSONAL) by PHILLIP, TARIK
03:58	MISSED FT by MCCULLUM, KENDALE			
03:58	REBOUND (OFF) by TEAM			
03:58				TURNOVER (BADPASS) by ADRIAN, NATHAN
03:58	STEAL by WILLETT, SHAUN			
03:58	GOOD! DUNK by WILLETT, SHAUN [PNT]	55-48	H 7	
03:58		57-48	H 9	GOOD! JUMPER by JONES, KEVIN [PNT]
03:58	GOOD! 3PTR by DAVIS JR., MIKE	57-51	H 6	
03:58	ASSIST by WITHERS, TODD			
03:58		60-51	H 9	GOOD! 3PTR by PHILLIP, TARIK
03:58				ASSIST by JONES, KEVIN
03:58	MISSED 3PTR by DAVIS JR., MIKE			
03:58				REBOUND (DEF) by ADRIAN, NATHAN
03:58				MISSED JUMPER by ADRIAN, NATHAN
03:58	REBOUND (DEF) by DAVIS JR., MIKE			
03:58				FOUL (PERSONAL) by RUOFF, ALEX
03:58	MISSED FT by WILLETT, SHAUN			
03:58	REBOUND (OFF) by TEAM			
03:58	MISSED FT by WILLETT, SHAUN			
03:58				REBOUND (DEF) by RUOFF, ALEX
03:57				REBOUND (OFF) by JONES, KEVIN
03:43				MISSED 3PTR by PHILLIP, TARIK
03:39				REBOUND (OFF) by RUOFF, ALEX
03:37				TURNOVER (BADPASS) by RUOFF, ALEX
03:37	STEAL by WITHERS, TODD			
03:29	TURNOVER (BADPASS) by DAVIS JR., MIKE			
03:29				STEAL by STATEN, JUWAN
03:19		63-51	H 12	GOOD! 3PTR by ADRIAN, NATHAN
03:19				ASSIST by PHILLIP, TARIK

D2 51, Best Virginia 63

Points (This Period)	DV2	BVA
In the Paint	4	2
Off Turns	2	6
2nd Chance	0	5
Fast Break	2	0
Bench	2	5
Per Poss	0.600 4/15	1.059 7/17

Official Scoring/Possession Reference Chart
D2 vs Best Virginia
Period 1
July 19, 2021 at Charleston Coliseum



Period 1

Starters:

D2: 3 WILLETT,SHAUN (SF); 4 DAVIS JR.,MIKE (SG); 10 MCCULLUM,KENDALE (SG); 32 HAWLEY,JOSH (PF); 33 WITHERS,TODD (SF);

Best Virginia: 3 STATEN,JUWAN (PG); 5 JONES,KEVIN (PF); 12 PHILLIP,TARIK (PG); 22 RUOFF,ALEX (SG); 41 FLOWERS,JOHN (SF);

Time	VISITORS: D2	Score	Margin	HOME: Best Virginia
08:45	GOOD! 3PTR by WITHERS, TODD	0-3	V 3	
08:19		3-3	T	GOOD! 3PTR by PHILLIP, TARIK
07:51		5-3	H 2	GOOD! LAYUP by JONES, KEVIN [PNT]
07:36		8-3	H 5	GOOD! 3PTR by JONES, KEVIN
05:48	GOOD! LAYUP by WILLETT, SHAUN	8-5	H 3	
05:43	GOOD! 3PTR by WITHERS, TODD	8-8	T	
04:56		10-8	H 2	GOOD! LAYUP by RUOFF, ALEX [FB/PNT]
04:28		12-8	H 4	GOOD! LAYUP by JONES, KEVIN [PNT]
04:12		15-8	H 7	GOOD! 3PTR by MORRIS, JAMEL
03:16	GOOD! LAYUP by MCCULLUM, KENDALE	15-10	H 5	
02:44		18-10	H 8	GOOD! 3PTR by MORRIS, JAMEL
01:51		20-10	H 10	GOOD! LAYUP by MORRIS, JAMEL [PNT]
01:37	GOOD! LAYUP by SIMMONS, GEREL [PNT]	20-12	H 8	
00:29		22-12	H 10	GOOD! LAYUP by FLOWERS, JOHN

D2 12, Best Virginia 22

Official Scoring/Possession Reference Chart
D2 vs Best Virginia
Period 2
July 19, 2021 at Charleston Coliseum



Period 2

Starters:

D2: 3 WILLETT,SHAUN (SF); 4 DAVIS JR.,MIKE (SG); 10 MCCULLUM,KENDALE (SG); 32 HAWLEY,JOSH (PF); 33 WITHERS,TODD (SF);

Best Virginia: 3 STATEN,JUWAN (PG); 5 JONES,KEVIN (PF); 12 PHILLIP,TARIK (PG); 22 RUOFF,ALEX (SG); 41 FLOWERS,JOHN (SF);

Time	VISITORS: D2	Score	Margin	HOME: Best Virginia
08:25	GOOD! LAYUP by WILLETT, SHAUN [PNT]	22-14	H 8	
07:54		24-14	H 10	GOOD! LAYUP by FLOWERS, JOHN [PNT]
07:26		25-14	H 11	GOOD! FT by MORRIS, JAMEL [FB]
07:07	GOOD! 3PTR by WITHERS, TODD	25-17	H 8	
06:48	GOOD! LAYUP by WILLETT, SHAUN [FB]	25-19	H 6	
06:04	GOOD! LAYUP by WILLETT, SHAUN [PNT]	25-21	H 4	
05:43		28-21	H 7	GOOD! 3PTR by RUOFF, ALEX
04:19		30-21	H 9	GOOD! DUNK by JONES, KEVIN
01:20	GOOD! JUMPER by WITHERS, TODD [PNT]	30-23	H 7	
00:27	GOOD! 3PTR by MCCULLUM, KENDALE	30-26	H 4	

D2 26, Best Virginia 30

Official Scoring/Possession Reference Chart
D2 vs Best Virginia
Period 3
July 19, 2021 at Charleston Coliseum



Period 3

Starters:

D2: 3 WILLETT,SHAUN (SF); 4 DAVIS JR.,MIKE (SG); 10 MCCULLUM,KENDALE (SG); 32 HAWLEY,JOSH (PF); 33 WITHERS,TODD (SF);

Best Virginia: 3 STATEN,JUWAN (PG); 5 JONES,KEVIN (PF); 12 PHILLIP,TARIK (PG); 22 RUOFF,ALEX (SG); 41 FLOWERS,JOHN (SF);

Time	VISITORS: D2	Score	Margin	HOME: Best Virginia
08:33	GOOD! 3PTR by DAVIS JR., MIKE	30-29	H 1	
08:04		32-29	H 3	GOOD! JUMPER by STATEN, JUWAN [PNT]
06:30	GOOD! JUMPER by HAWLEY, JOSH [PNT]	32-31	H 1	
05:16	GOOD! FT by SLEVA, DUSTIN	32-32	T	
05:16	GOOD! FT by SLEVA, DUSTIN	32-33	V 1	
04:58		33-33	T	GOOD! FT by ADRIAN, NATHAN
04:58		34-33	H 1	GOOD! FT by ADRIAN, NATHAN
04:39	GOOD! FT by MCCULLUM, KENDALE	34-34	T	
04:28		35-34	H 1	GOOD! FT by MYERS, TEYVON
03:49	GOOD! LAYUP by SLEVA, DUSTIN	35-36	V 1	
03:43		37-36	H 1	GOOD! JUMPER by MYERS, TEYVON
03:33	GOOD! FT by DAVIS JR., MIKE	37-37	T	
03:14		39-37	H 2	GOOD! JUMPER by ADRIAN, NATHAN [PNT]
02:38	GOOD! FT by SIMMONS, GEREL [FB]	39-38	H 1	
02:38	GOOD! FT by SIMMONS, GEREL [FB]	39-39	T	
02:21		41-39	H 2	GOOD! JUMPER by PHILLIP, TARIK [PNT]
01:58	GOOD! JUMPER by ADWAY, TAYLOR [PNT]	41-41	T	
01:37		43-41	H 2	GOOD! LAYUP by ADRIAN, NATHAN [PNT]
00:32		45-41	H 4	GOOD! LAYUP by ADRIAN, NATHAN
00:22	GOOD! FT by DUNN, JHONATHAN	45-42	H 3	

D2 42, Best Virginia 45

Official Scoring/Possession Reference Chart
D2 vs Best Virginia
Period 4
July 19, 2021 at Charleston Coliseum



Period 4

Starters:

D2: 3 WILLETT,SHAUN (SF); 4 DAVIS JR.,MIKE (SG); 10 MCCULLUM,KENDALE (SG); 32 HAWLEY,JOSH (PF); 33 WITHERS,TODD (SF);

Best Virginia: 3 STATEN,JUWAN (PG); 5 JONES,KEVIN (PF); 12 PHILLIP,TARIK (PG); 22 RUOFF,ALEX (SG); 41 FLOWERS,JOHN (SF);

Time	VISITORS: D2	Score	Margin	HOME: Best Virginia
08:32		48-42	H 6	GOOD! 3PTR by FLOWERS, JOHN
07:15		51-42	H 9	GOOD! 3PTR by PHILLIP, TARIK
06:20		53-42	H 11	GOOD! JUMPER by MORRIS, JAMEL
04:45	GOOD! LAYUP by SIMMONS, GEREL	53-44	H 9	
03:58		54-44	H 10	GOOD! FT by JONES, KEVIN
03:58		55-44	H 11	GOOD! FT by JONES, KEVIN
03:58	GOOD! FT by WILLETT, SHAUN [FB]	55-45	H 10	
03:58	GOOD! FT by WILLETT, SHAUN [FB]	55-46	H 9	
03:58	GOOD! DUNK by WILLETT, SHAUN [PNT]	55-48	H 7	
03:58		57-48	H 9	GOOD! JUMPER by JONES, KEVIN [PNT]
03:58	GOOD! 3PTR by DAVIS JR., MIKE	57-51	H 6	
03:58		60-51	H 9	GOOD! 3PTR by PHILLIP, TARIK
03:19		63-51	H 12	GOOD! 3PTR by ADRIAN, NATHAN

D2 51, Best Virginia 63

Official Substitutions Log
D2 vs Best Virginia
Period 1
July 19, 2021 at Charleston Coliseum



VISITORS: D2	Time	Score	HOME: Best Virginia
3 WILLETT,SHAUN			3 STATEN,JUWAN
4 DAVIS JR.,MIKE			5 JONES,KEVIN
10 MCCULLUM,KENDALE			12 PHILLIP,TARIK
32 HAWLEY,JOSH			22 RUOFF,ALEX
33 WITHERS,TODD			41 FLOWERS,JOHN
	05:43	5-8	SUB OUT: STATEN,JUWAN
	05:43		SUB OUT: FLOWERS,JOHN
	05:43		SUB IN: MYERS,TEYVON
	05:43		SUB IN: MORRIS,JAMEL
	04:39	8-10	SUB OUT: RUOFF,ALEX
	04:39		SUB IN: ADRIAN,NATHAN
SUB OUT: 32 HAWLEY,JOSH	04:39		
SUB IN: 2 ADWAY,TAYLOR	04:39		
SUB OUT: 33 WITHERS,TODD	04:06	8-15	
SUB IN: 14 SLEVA,DUSTIN	04:06		
SUB OUT: 3 WILLETT,SHAUN	03:41	8-15	
SUB IN: 12 SIMMONS,GEREL	03:41		
	03:08	10-15	SUB OUT: JONES,KEVIN
	03:08		SUB OUT: PHILLIP,TARIK
	03:08		SUB IN: STATEN,JUWAN
	03:08		SUB IN: FLOWERS,JOHN
SUB OUT: 2 ADWAY,TAYLOR	03:08		
SUB IN: 22 DUNN,JHONATHAN	03:08		
SUB OUT: 4 DAVIS JR.,MIKE	02:39	10-18	
SUB IN: 2 ADWAY,TAYLOR	02:39		
SUB OUT: 2 ADWAY,TAYLOR	02:07	10-18	
SUB IN: 3 WILLETT,SHAUN	02:07		
	01:05	12-20	SUB OUT: MYERS,TEYVON
	01:05		SUB OUT: ADRIAN,NATHAN
	01:05		SUB IN: PHILLIP,TARIK
	01:05		SUB IN: RUOFF,ALEX
SUB OUT: 14 SLEVA,DUSTIN	00:00	12-22	
SUB IN: 33 WITHERS,TODD	00:00		

D2 12, Best Virginia 22

Official Substitutions Log
D2 vs Best Virginia
Period 2
July 19, 2021 at Charleston Coliseum



VISITORS: D2	Time	Score	HOME: Best Virginia
3 WILLETT,SHAUN			3 STATEN,JUWAN
4 DAVIS JR.,MIKE			5 JONES,KEVIN
10 MCCULLUM,KENDALE			12 PHILLIP,TARIK
32 HAWLEY,JOSH			22 RUOFF,ALEX
33 WITHERS,TODD			41 FLOWERS,JOHN
SUB OUT: 10 MCCULLUM,KENDALE	09:00	-	
SUB OUT: 22 DUNN,JHONATHAN	09:00		
SUB IN: 4 DAVIS JR.,MIKE	09:00		
SUB IN: 32 HAWLEY,JOSH	09:00		
	07:26	14-25	SUB OUT: FLOWERS,JOHN
	07:26		SUB IN: MYERS,TEYVON
	06:48	19-25	SUB OUT: MORRIS,JAMEL
	06:48		SUB IN: JONES,KEVIN
	05:24	21-28	SUB OUT: STATEN,JUWAN
	05:24		SUB IN: ADRIAN,NATHAN
SUB OUT: 3 WILLETT,SHAUN	05:24		
SUB IN: 22 DUNN,JHONATHAN	05:24		
	03:31	21-30	SUB OUT: PHILLIP,TARIK
	03:31		SUB IN: STATEN,JUWAN
	03:31		SUB OUT: MYERS,TEYVON
	03:31		SUB IN: MORRIS,JAMEL
SUB OUT: 12 SIMMONS,GEREL	03:31		
SUB OUT: 22 DUNN,JHONATHAN	03:31		
SUB OUT: 32 HAWLEY,JOSH	03:31		
SUB IN: 3 WILLETT,SHAUN	03:31		
SUB IN: 10 MCCULLUM,KENDALE	03:31		
SUB IN: 14 SLEVA,DUSTIN	03:31		
	02:25	21-30	SUB OUT: RUOFF,ALEX
	02:25		SUB IN: FLOWERS,JOHN
	02:00	21-30	SUB OUT: ADRIAN,NATHAN
	02:00		SUB IN: PHILLIP,TARIK
SUB OUT: 4 DAVIS JR.,MIKE	02:00		
SUB IN: 12 SIMMONS,GEREL	02:00		

D2 26, Best Virginia 30

Official Substitutions Log
D2 vs Best Virginia
Period 3
July 19, 2021 at Charleston Coliseum



VISITORS: D2	Time	Score	HOME: Best Virginia
3 WILLETT,SHAUN			3 STATEN,JUWAN
4 DAVIS JR.,MIKE			5 JONES,KEVIN
10 MCCULLUM,KENDALE			12 PHILLIP,TARIK
32 HAWLEY,JOSH			22 RUOFF,ALEX
33 WITHERS,TODD			41 FLOWERS,JOHN
	09:00	-	SUB OUT: MORRIS,JAMEL
	09:00		SUB IN: RUOFF,ALEX
SUB OUT: 12 SIMMONS,GEREL	09:00		
SUB OUT: 14 SLEVA,DUSTIN	09:00		
SUB IN: 4 DAVIS JR.,MIKE	09:00		
SUB IN: 32 HAWLEY,JOSH	09:00		
	05:53	31-32	SUB OUT: PHILLIP,TARIK
	05:53		SUB OUT: RUOFF,ALEX
	05:53		SUB OUT: FLOWERS,JOHN
	05:53		SUB IN: MYERS,TEYVON
	05:53		SUB IN: MORRIS,JAMEL
	05:53		SUB IN: ADRIAN,NATHAN
SUB OUT: 3 WILLETT,SHAUN	05:53		
SUB OUT: 32 HAWLEY,JOSH	05:53		
SUB IN: 2 ADWAY,TAYLOR	05:53		
SUB IN: 14 SLEVA,DUSTIN	05:53		
	05:16	32-32	SUB OUT: MYERS,TEYVON
	05:16		SUB IN: HARLER,CHASE
	04:58	33-33	SUB OUT: STATEN,JUWAN
	04:58		SUB IN: MYERS,TEYVON
	04:39	33-34	SUB OUT: JONES,KEVIN
	04:39		SUB IN: HOLTON,JOHNATHAN
	03:33	36-37	SUB OUT: HOLTON,JOHNATHAN
	03:33		SUB IN: RUOFF,ALEX
SUB OUT: 4 DAVIS JR.,MIKE	03:04	37-39	
SUB OUT: 10 MCCULLUM,KENDALE	03:04		
SUB IN: 12 SIMMONS,GEREL	03:04		
SUB IN: 22 DUNN,JHONATHAN	03:04		
	02:38	38-39	SUB OUT: MYERS,TEYVON
	02:38		SUB IN: STATEN,JUWAN
	02:15	39-41	SUB OUT: HARLER,CHASE
	02:15		SUB IN: PHILLIP,TARIK
SUB OUT: 2 ADWAY,TAYLOR	00:22	42-45	
SUB OUT: 14 SLEVA,DUSTIN	00:22		
SUB IN: 3 WILLETT,SHAUN	00:22		
SUB IN: 32 HAWLEY,JOSH	00:22		

D2 42, Best Virginia 45

Official Substitutions Log
D2 vs Best Virginia
Period 4
July 19, 2021 at Charleston Coliseum



VISITORS: D2	Time	Score	HOME: Best Virginia
3 WILLETT,SHAUN			3 STATEN,JUWAN
4 DAVIS JR.,MIKE			5 JONES,KEVIN
10 MCCULLUM,KENDALE			12 PHILLIP,TARIK
32 HAWLEY,JOSH			22 RUOFF,ALEX
33 WITHERS,TODD			41 FLOWERS,JOHN
	09:00	-	SUB OUT: ADRIAN,NATHAN
	09:00		SUB OUT: RUOFF,ALEX
	09:00		SUB IN: JONES,KEVIN
	09:00		SUB IN: FLOWERS,JOHN
SUB OUT: 22 DUNN,JHONATHAN	07:34	42-48	
SUB OUT: 32 HAWLEY,JOSH	07:34		
SUB IN: 4 DAVIS JR.,MIKE	07:34		
SUB IN: 10 MCCULLUM,KENDALE	07:34		
	05:33	42-53	SUB OUT: STATEN,JUWAN
	05:33		SUB IN: RUOFF,ALEX
SUB OUT: 33 WITHERS,TODD	05:33		
SUB IN: 32 HAWLEY,JOSH	05:33		
	04:18	44-53	SUB OUT: FLOWERS,JOHN
	04:18		SUB IN: ADRIAN,NATHAN
SUB OUT: 12 SIMMONS,GEREL	03:58	44-53	
SUB IN: 33 WITHERS,TODD	03:58		
	03:58		SUB OUT: MORRIS,JAMEL
	03:58		SUB IN: STATEN,JUWAN

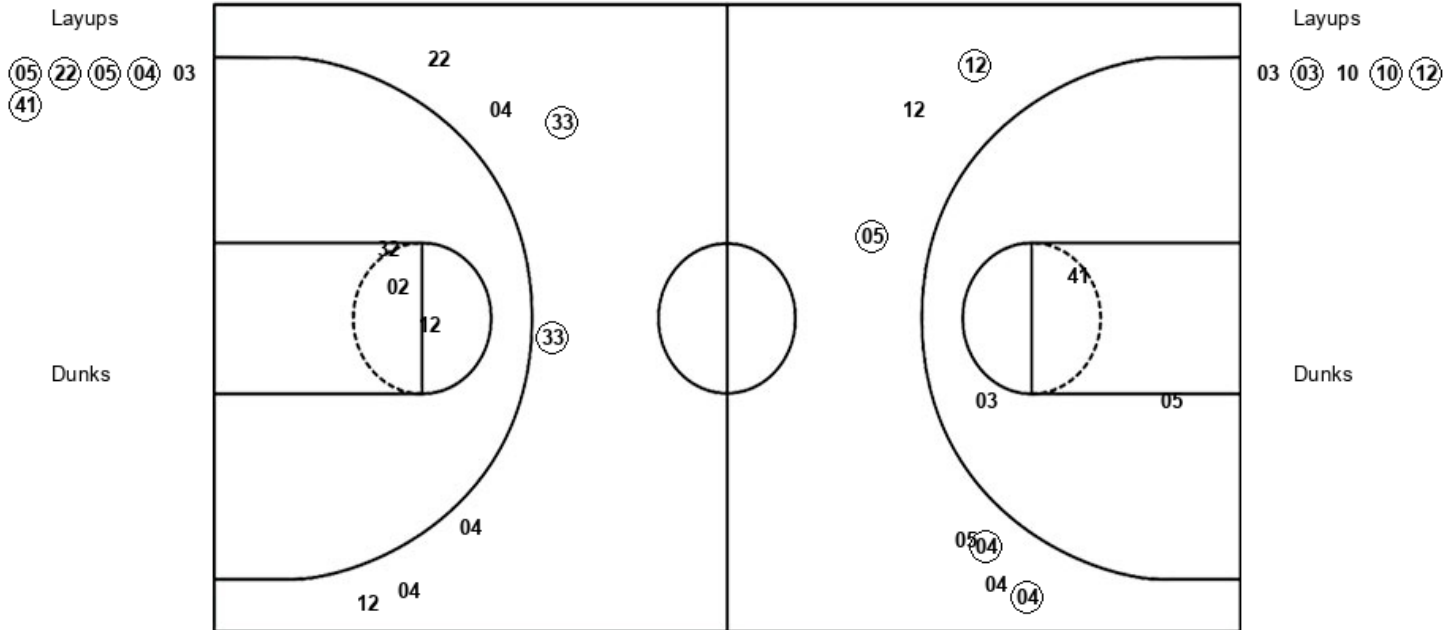
D2 51, Best Virginia 63

Official Shot Chart
D2 vs Best Virginia
 PERIOD 1 Shots
 July 19, 2021 at Charleston Coliseum



Best Virginia

D2



BVA : Period 1	Made	Att	Pct
Layups	5	6	83.3
Dunks	0	0	0
2PT Field Goals	5	9	55.6
3PT Field Goals	4	7	57.1
Total Field Goals	9	16	56.3

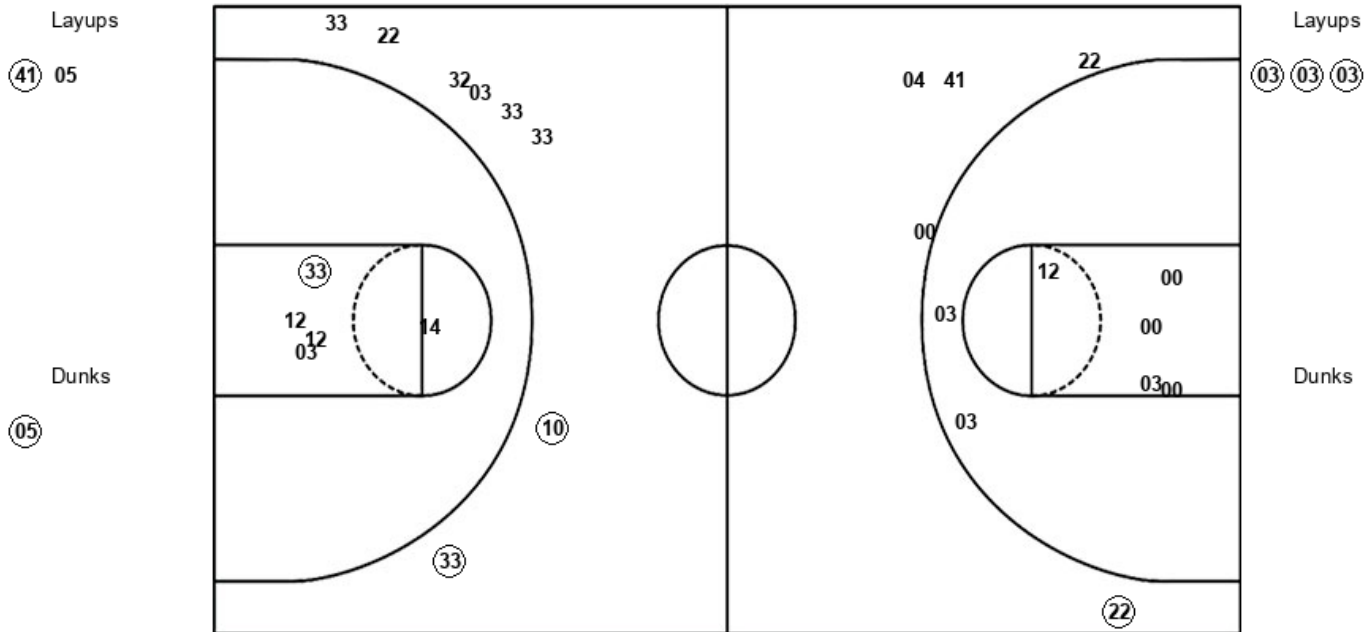
DV2 : Period 1	Made	Att	Pct
Layups	3	5	60.0
Dunks	0	0	0
2PT Field Goals	3	8	37.5
3PT Field Goals	2	7	28.6
Total Field Goals	5	15	33.3

Official Shot Chart
D2 vs Best Virginia
 PERIOD 2 Shots
 July 19, 2021 at Charleston Coliseum



Best Virginia

D2



BVA : Period 2	Made	Att	Pct
Layups	1	2	50.0
Dunks	1	1	100.0
2PT Field Goals	2	12	16.7
3PT Field Goals	1	3	33.3
Total Field Goals	3	15	20.0

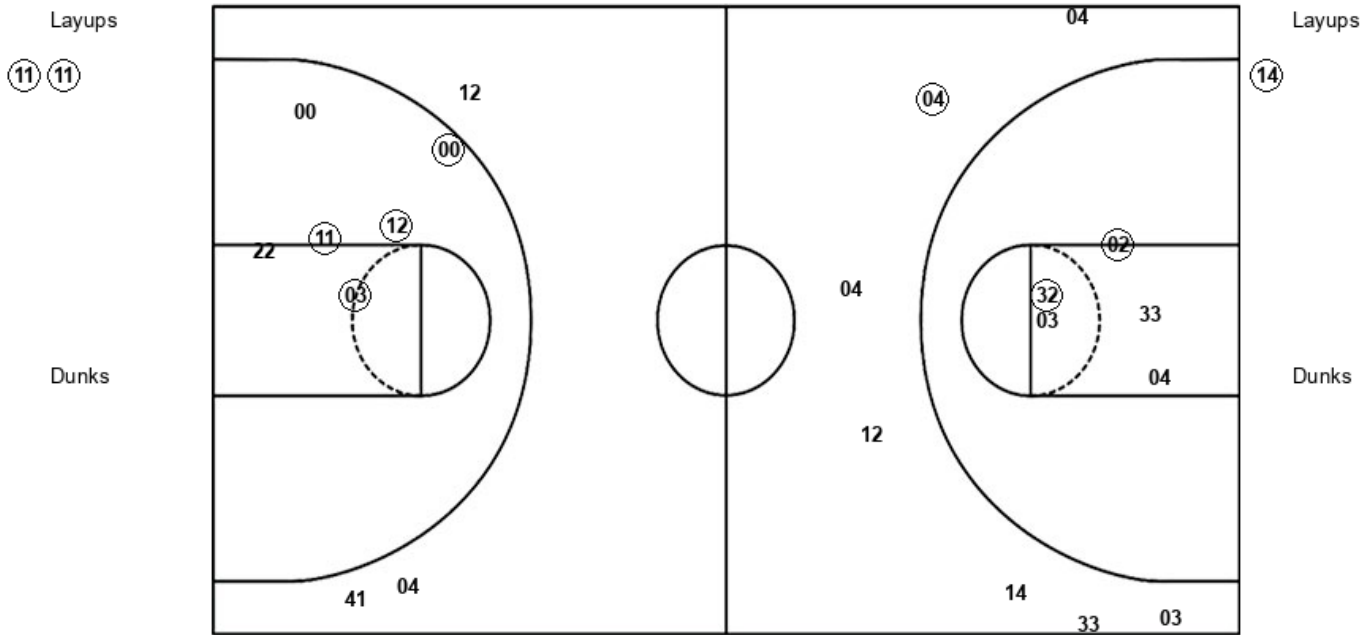
DV2 : Period 2	Made	Att	Pct
Layups	3	3	100.0
Dunks	0	0	0
2PT Field Goals	4	8	50.0
3PT Field Goals	2	8	25.0
Total Field Goals	6	16	37.5

Official Shot Chart
D2 vs Best Virginia
 PERIOD 3 Shots
 July 19, 2021 at Charleston Coliseum



Best Virginia

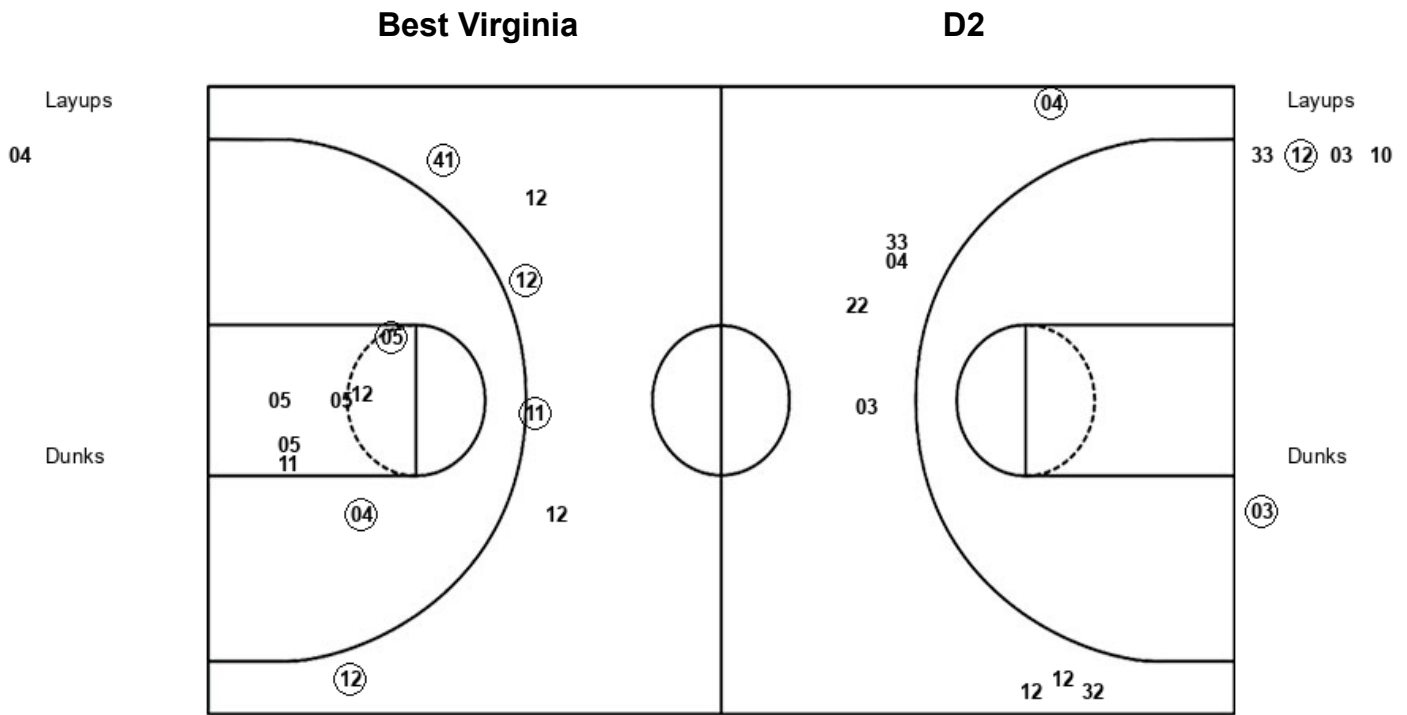
D2



BVA : Period 3	Made	Att	Pct
Layups	2	2	100.0
Dunks	0	0	0
2PT Field Goals	6	8	75.0
3PT Field Goals	0	3	00.0
Total Field Goals	6	11	54.5

DV2 : Period 3	Made	Att	Pct
Layups	1	1	100.0
Dunks	0	0	0
2PT Field Goals	3	6	50.0
3PT Field Goals	1	7	14.3
Total Field Goals	4	13	30.8

Official Shot Chart
D2 vs Best Virginia
 PERIOD 4 Shots
 July 19, 2021 at Charleston Coliseum



BVA : Period 4	Made	Att	Pct
Layups	0	1	00.0
Dunks	0	0	0
2PT Field Goals	2	8	25.0
3PT Field Goals	4	6	66.7
Total Field Goals	6	14	42.9

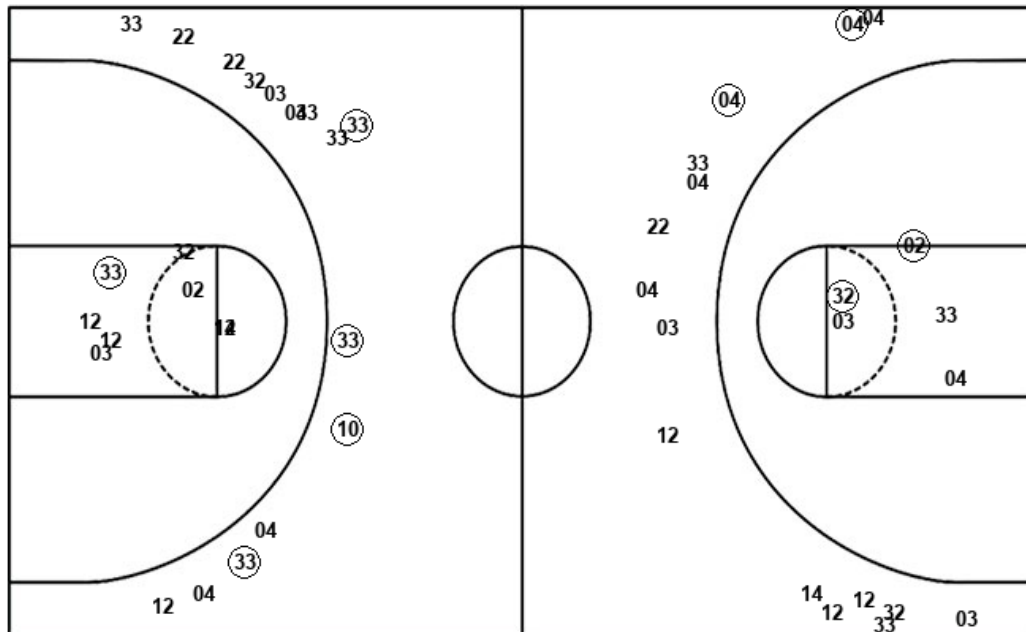
DV2 : Period 4	Made	Att	Pct
Layups	1	4	25.0
Dunks	1	1	100.0
2PT Field Goals	2	5	40.0
3PT Field Goals	1	8	12.5
Total Field Goals	3	13	23.1

Official Shot Chart
D2 vs Best Virginia
D2 Team Shots
July 19, 2021 at Charleston Coliseum



Layups

Dunks



Layups

Dunks

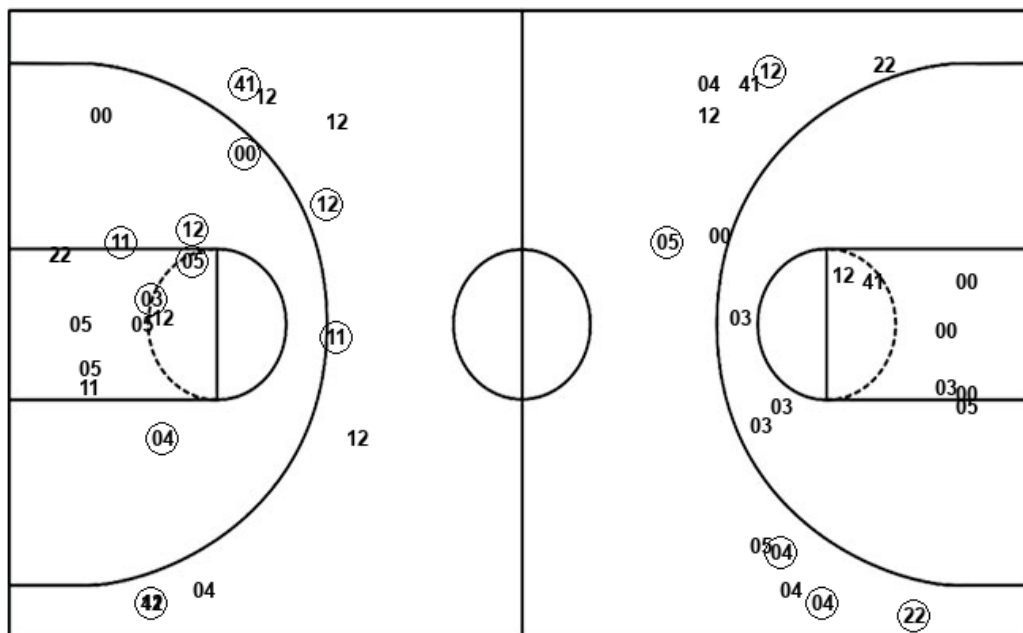
DV2 : Period 1	Made	Att	Pct
Layups	3	5	60.0
Dunks	0	0	0
2PT Field Goals	3	8	37.5
3PT Field Goals	2	7	28.6
Total Field Goals	5	15	33.3

DV2 : Period 3	Made	Att	Pct
Layups	1	1	100.0
Dunks	0	0	0
2PT Field Goals	3	6	50.0
3PT Field Goals	1	7	14.3
Total Field Goals	4	13	30.8

DV2 : Period 2	Made	Att	Pct
Layups	3	3	100.0
Dunks	0	0	0
2PT Field Goals	4	8	50.0
3PT Field Goals	2	8	25.0
Total Field Goals	6	16	37.5

DV2 : Period 4	Made	Att	Pct
Layups	1	4	25.0
Dunks	1	1	100.0
2PT Field Goals	2	5	40.0
3PT Field Goals	1	8	12.5
Total Field Goals	3	13	23.1

TBT
THE BASKETBALL TOURNAMENT



05 22 05 04 03
41 41 05 11 11
04

Dunks

BVA : Period 2	Made	Att	Pct
Layups	1	2	50.0
Dunks	1	1	100.0
2PT Field Goals	2	12	16.7
3PT Field Goals	1	3	33.3
Total Field Goals	3	15	20.0

BVA : Period 4	Made	Att	Pct
Layups	0	1	00.0
Dunks	0	0	0
2PT Field Goals	2	8	25.0
3PT Field Goals	4	6	66.7
Total Field Goals	6	14	42.9