

FINAL SCORE

Team Tate

0-0,0-0

21

Team Hummel

0-0,0-0

18

Dos Equis 3X3U National Championship

April 04, 2021 • All Star

FINAL STATISTICS

Official Box Score
Team Tate vs Team Hummel
Game Totals -- Final Statistics
April 04, 2021 at All Star



Team Tate 21

Record: 0-0,0-0

No.	Player	S	Pts	FG	3FG	FT	OR	DR	TR	PF	A	TO	Blk	Stl	Min	+/-
01	RYAN DALY		9	6-11	3-7	0-0	0	2	2	1	0	0	0	0	5	2
02	DAQUAN BRACEY		6	4-6	1-3	1-1	0	1	1	0	0	0	0	0	6	0
04	TERRY TAYLOR		1	1-2	0-1	0-1	1	2	3	0	0	0	1	0	4	1
03	CASDON JARDINE		5	2-2	1-1	2-2	0	4	4	0	0	0	0	0	3	6
TOTALS			21	13-21	5-12	3-4	1	9	10	1	0	0	1	0	18.2	

Shooting By Period

Period	FG	FG%	3FG	3FG%	FT	FT%
1st Half	0-0	0%	0-0	0%	0-0	0%
Game	13-21	61.9%	5-12	41.7%	3-4	75.0%

*Last FG: 1st-3:57
Largest lead: By at
Technical Fouls: None.*

Team Hummel 18

Record: 0-0,0-0

No.	Player	S	Pts	FG	3FG	FT	OR	DR	TR	PF	A	TO	Blk	Stl	Min	+/-
01	CLAY MOUNCE		7	4-8	3-7	0-0	1	0	1	2	1	0	0	0	5	-2
02	SACAR ANIM		4	2-6	2-5	0-0	0	6	6	0	0	1	0	0	5	0
03	MCKINLEY WRIGHT		2	1-3	1-3	0-0	2	2	4	1	5	1	1	0	5	-5
02	TJ GIBBS		5	3-6	2-3	0-0	1	0	1	1	0	0	0	0	5	-2
TOTALS			18	10-23	8-18	0-0	4	8	12	4	6	2	1	0	18.2	

Shooting By Period

Period	FG	FG%	3FG	3FG%	FT	FT%
1st Half	0-0	0%	0-0	0%	0-0	0%
Game	10-23	43.5%	8-18	44.4%	0-0	0%

*Last FG: 1st-4:34
Largest lead: By at
Technical Fouls: None.*

Game Notes:

Officials:

Start Time: **4:30 PM**
Game Duration: **0:10**

Score	1st	TOT
	18	18
TR	21	21

led for 0:0. TR led for 0:0.
Game was tied for 0:0.
Times tied: **0** Lead Changes: **0**

Points	TR
In the Paint	8 2
Off Turns	0 0
2nd Chance	1 4
Fast Break	0 0
Bench	7 8
Per Poss	0.955 0.857 15/22 10/21

Official Box Score
Team Tate vs Team Hummel
 First Half Statistics Only
 April 04, 2021 at All Star



Team Tate 21

Record: 0-0,0-0

No.	Player	S	Pts	FG	3FG	FT	OR	DR	TR	PF	A	TO	Blk	Stl	Min	+/-
TOTALS										1						

Shooting By Period

Period	FG	FG%	3FG	3FG%	FT	FT%
1st Half	0-0	0%	0-0	0%	0-0	0%
Game	13- 21	61.9%	5-12	41.7%	3-4	75.0%

Last FG Half: 1st-3:57

Team Hummel 18

Record: 0-0,0-0

No.	Player	S	Pts	FG	3FG	FT	OR	DR	TR	PF	A	TO	Blk	Stl	Min	+/-
TOTALS										4						

Shooting By Period

Period	FG	FG%	3FG	3FG%	FT	FT%
1st Half	0-0	0%	0-0	0%	0-0	0%
Game	10- 23	43.5%	8-18	44.4%	0-0	0%

Last FG Half: TR 1st-4:34

Game Notes:

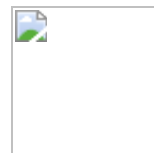
Officials:

Start Time: **4:30 PM**
 Game Duration: **0:10**

Score	1st	TOT
	18	18
TR	21	21

Points (This Period)	TR
Per Poss	0/0 0/0

Official By-Play
Team Tate vs Team Hummel
First Half
April 04, 2021 at All Star



Period 1

Starters:

Team Hummel: 1 CLAY MOUNCE; 2 SACAR ANIM; 3 MCKINLEY WRIGHT;

Team Tate: 1 RYAN DALY; 2 DAQUAN BRACEY; 4 TERRY TAYLOR;

Time	VISITORS: Team Tate	Score	Margin	HOME: Team Hummel
9:55	GOOD! 3PTR by RYAN DALY	0-2	V 2	
9:55				MISSED 3PTR by MCKINLEY WRIGHT
9:55	REBOUND (DEF) by DAQUAN BRACEY			
9:44	MISSED 3PTR by TERRY TAYLOR			
9:44				REBOUND (DEF) by MCKINLEY WRIGHT
9:38				MISSED 3PTR by CLAY MOUNCE
9:38				REBOUND (OFF) by MCKINLEY WRIGHT
9:31		2-2	T	GOOD! 3PTR by SACAR ANIM
9:31				ASSIST by MCKINLEY WRIGHT
9:27	MISSED 3PTR by DAQUAN BRACEY			
9:27				REBOUND (DEF) by SACAR ANIM
9:17		4-2	H 2	GOOD! 3PTR by CLAY MOUNCE
9:17				ASSIST by MCKINLEY WRIGHT
9:06	GOOD! JUMPER by RYAN DALY	4-3	H 1	
8:56		6-3	H 3	GOOD! 3PTR by CLAY MOUNCE
8:56				ASSIST by MCKINLEY WRIGHT
8:42	GOOD! JUMPER by DAQUAN BRACEY	6-4	H 2	
8:36				MISSED 3PTR by SACAR ANIM
8:36	REBOUND (DEF) by RYAN DALY			
8:28	GOOD! 3PTR by RYAN DALY	6-6	T	
8:18		8-6	H 2	GOOD! 3PTR by MCKINLEY WRIGHT
8:04	GOOD! JUMPER by DAQUAN BRACEY	8-7	H 1	
8:04				FOUL by CLAY MOUNCE
8:04		8-7	H 1	SUB OUT: CLAY MOUNCE
8:04		8-7	H 1	SUB IN: TJ GIBBS
8:04	SUB OUT: TERRY TAYLOR	8-7	H 1	
8:04	SUB IN: CASDON JARDINE	8-7	H 1	
8:04	GOOD! FT by DAQUAN BRACEY	8-8	T	
7:56				TURNOVER by SACAR ANIM
7:49	MISSED 3PTR by RYAN DALY			
7:49				REBOUND (DEF) by SACAR ANIM
7:44				MISSED 3PTR by SACAR ANIM
7:44	REBOUND (DEF) by CASDON JARDINE			
7:38	GOOD! 3PTR by DAQUAN BRACEY	8-10	V 2	
7:31		10-10	T	GOOD! 3PTR by TJ GIBBS
7:31				ASSIST by MCKINLEY WRIGHT
7:28		10-10	T	SUB OUT: SACAR ANIM
7:28		10-10	T	SUB IN: CLAY MOUNCE
7:19	MISSED JUMPER by RYAN DALY			
7:19				REBOUND (DEF) by MCKINLEY WRIGHT
7:14		12-10	H 2	GOOD! 3PTR by TJ GIBBS
7:14				ASSIST by MCKINLEY WRIGHT
7:09	GOOD! 3PTR by RYAN DALY	12-12	T	
7:01	SUB OUT: DAQUAN BRACEY	12-12	T	
7:01	SUB IN: TERRY TAYLOR	12-12	T	
6:54				MISSED 3PTR by MCKINLEY WRIGHT
6:54	REBOUND (DEF) by TERRY TAYLOR			
6:48	GOOD! LAYUP by RYAN DALY	12-13	V 1	
6:45				MISSED 3PTR by TJ GIBBS
6:45	REBOUND (DEF) by CASDON JARDINE			
6:40	GOOD! 3PTR by CASDON JARDINE	12-15	V 3	
6:33				TURNOVER by MCKINLEY WRIGHT
6:27	FOUL by RYAN DALY			
6:27		12-15	V 3	SUB OUT: TJ GIBBS
6:27		12-15	V 3	SUB IN: SACAR ANIM
6:27	SUB OUT: RYAN DALY	12-15	V 3	
6:27	SUB IN: DAQUAN BRACEY	12-15	V 3	
6:16	MISSED 3PTR by DAQUAN BRACEY			
6:16				BLOCK by MCKINLEY WRIGHT
6:14				REBOUND (DEF) by SACAR ANIM
6:09				MISSED 3PTR by CLAY MOUNCE
6:09				REBOUND (OFF) by MCKINLEY WRIGHT
6:03				MISSED 3PTR by SACAR ANIM
6:03				REBOUND (OFF) by CLAY MOUNCE
6:03		13-15	V 2	GOOD! LAYUP by CLAY MOUNCE

Time	VISITORS: Team Tate	Score	Margin	HOME: Team Hummel
5:50	GOOD! JUMPER by CASDON JARDINE	13-16	V 3	
5:50				FOUL by MCKINLEY WRIGHT
5:50	GOOD! FT by CASDON JARDINE	13-17	V 4	
5:39				MISSED JUMPER by SACAR ANIM
5:39	REBOUND (DEF) by CASDON JARDINE			
5:31				FOUL by CLAY MOUNCE
5:31	SUB OUT: CASDON JARDINE	13-17	V 4	
5:31	SUB IN: RYAN DALY	13-17	V 4	
5:31		13-17	V 4	SUB OUT: MCKINLEY WRIGHT
5:31		13-17	V 4	SUB IN: TJ GIBBS
5:31	MISSED FT by TERRY TAYLOR	13-17	V 4	
5:31				REBOUND (DEF) by SACAR ANIM
5:24				MISSED LAYUP by TJ GIBBS
5:24				REBOUND (OFF) by TJ GIBBS
5:24		14-17	V 3	GOOD! LAYUP by TJ GIBBS
5:17	MISSED 3PTR by RYAN DALY			
5:17				REBOUND (DEF) by SACAR ANIM
5:10		16-17	V 1	GOOD! 3PTR by CLAY MOUNCE
5:01	MISSED 3PTR by RYAN DALY			
5:01	REBOUND (OFF) by TERRY TAYLOR			
5:01	GOOD! LAYUP by TERRY TAYLOR	16-18	V 2	
4:46				MISSED JUMPER by TJ GIBBS
4:46	BLOCK by TERRY TAYLOR			
4:46	REBOUND (DEF) by TERRY TAYLOR			
4:46		16-18	V 2	SUB OUT: CLAY MOUNCE
4:46		16-18	V 2	SUB IN: MCKINLEY WRIGHT
4:46	SUB OUT: TERRY TAYLOR	16-18	V 2	
4:46	SUB IN: CASDON JARDINE	16-18	V 2	
4:40				FOUL by TJ GIBBS
4:40		16-18	V 2	SUB OUT: TJ GIBBS
4:40		16-18	V 2	SUB IN: CLAY MOUNCE
4:40	GOOD! FT by CASDON JARDINE	16-19	V 3	
4:34		18-19	V 1	GOOD! 3PTR by SACAR ANIM
4:34				ASSIST by CLAY MOUNCE
4:24	MISSED 3PTR by RYAN DALY			
4:24				REBOUND (DEF) by SACAR ANIM
4:18				MISSED 3PTR by CLAY MOUNCE
4:18	REBOUND (DEF) by CASDON JARDINE			
4:05	GOOD! LAYUP by DAQUAN BRACEY	18-20	V 2	
4:01				MISSED 3PTR by CLAY MOUNCE
4:01	REBOUND (DEF) by RYAN DALY			
3:57	GOOD! JUMPER by RYAN DALY	18-21	V 3	
3:55		18-21	V 3	

Team Tate 21, Team Hummel 18

Points (This Period)	TR
Per Poss	0/0 0/0

Official Box Score
Team Tate vs Team Hummel
Second Half Statistics Only
April 04, 2021 at All Star



Team Tate

Record: 0-0,0-0

No.	Player	S	Pts	FG	3FG	FT	OR	DR	TR	PF	A	TO	Blk	Stl	Min	+/-
-----	--------	---	-----	----	-----	----	----	----	----	----	---	----	-----	-----	-----	-----

Shooting By Period

Period	FG	FG%	3FG	3FG%	FT	FT%	Last FG Half: -
Game	13- 21	61.9%	5-12	41.7%	3-4	75.0%	

Team Hummel

Record: 0-0,0-0

No.	Player	S	Pts	FG	3FG	FT	OR	DR	TR	PF	A	TO	Blk	Stl	Min	+/-
-----	--------	---	-----	----	-----	----	----	----	----	----	---	----	-----	-----	-----	-----

Shooting By Period

Period	FG	FG%	3FG	3FG%	FT	FT%	Last FG Half: TR -
Game	10- 23	43.5%	8-18	44.4%	0-0	0%	

Game Notes:

Officials:

Start Time: **4:30 PM**
 Game Duration: **0:10**

Score	1st	TOT	Points (This Period)	TR
	18	18	Per Poss	0 0 0/0 0/0
TR	21	21		

Official Play-By-Play
Team Tate vs Team Hummel
Second Half
April 04, 2021 at All Star



Period 2

Starters:

Team Hummel: 1 CLAY MOUNCE; 2 SACAR ANIM; 3 MCKINLEY WRIGHT;

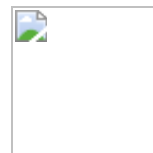
Team Tate: 1 RYAN DALY; 2 DAQUAN BRACEY; 4 TERRY TAYLOR;

Time	VISITORS: Team Tate	Score	Margin	HOME: Team Hummel
------	---------------------	-------	--------	-------------------

Team Tate NaN, Team Hummel NaN

Points (This Period)	TR	
Per Poss	0 0/0	0 0/0

Official Scoring/Possession Reference Chart
Team Tate vs Team Hummel
Period 1
April 04, 2021 at All Star



Period 1

Starters:

Team Hummel: 1 CLAY MOUNCE; 2 SACAR ANIM; 3 MCKINLEY WRIGHT;

Team Tate: 1 RYAN DALY; 2 DAQUAN BRACEY; 4 TERRY TAYLOR;

Time	VISITORS: Team Tate	Score	Margin	HOME: Team Hummel
9:55	GOOD! 3PTR by RYAN DALY	0-2	V 2	
9:31		2-2	T	GOOD! 3PTR by SACAR ANIM
9:17		4-2	H 2	GOOD! 3PTR by CLAY MOUNCE
9:06	GOOD! JUMPER by RYAN DALY	4-3	H 1	
8:56		6-3	H 3	GOOD! 3PTR by CLAY MOUNCE
8:42	GOOD! JUMPER by DAQUAN BRACEY	6-4	H 2	
8:28	GOOD! 3PTR by RYAN DALY	6-6	T	
8:18		8-6	H 2	GOOD! 3PTR by MCKINLEY WRIGHT
8:04	GOOD! JUMPER by DAQUAN BRACEY	8-7	H 1	
8:04		8-7	H 1	SUB OUT: CLAY MOUNCE
8:04		8-7	H 1	SUB IN: TJ GIBBS
8:04	SUB OUT: TERRY TAYLOR	8-7	H 1	
8:04	SUB IN: CASDON JARDINE	8-7	H 1	
8:04	GOOD! FT by DAQUAN BRACEY	8-8	T	
7:38	GOOD! 3PTR by DAQUAN BRACEY	8-10	V 2	
7:31		10-10	T	GOOD! 3PTR by TJ GIBBS
7:28		10-10	T	SUB OUT: SACAR ANIM
7:28		10-10	T	SUB IN: CLAY MOUNCE
7:14		12-10	H 2	GOOD! 3PTR by TJ GIBBS
7:09	GOOD! 3PTR by RYAN DALY	12-12	T	
7:01	SUB OUT: DAQUAN BRACEY	12-12	T	
7:01	SUB IN: TERRY TAYLOR	12-12	T	
6:48	GOOD! LAYUP by RYAN DALY	12-13	V 1	
6:40	GOOD! 3PTR by CASDON JARDINE	12-15	V 3	
6:27		12-15	V 3	SUB OUT: TJ GIBBS
6:27		12-15	V 3	SUB IN: SACAR ANIM
6:27	SUB OUT: RYAN DALY	12-15	V 3	
6:27	SUB IN: DAQUAN BRACEY	12-15	V 3	
6:03		13-15	V 2	GOOD! LAYUP by CLAY MOUNCE
5:50	GOOD! JUMPER by CASDON JARDINE	13-16	V 3	
5:50	GOOD! FT by CASDON JARDINE	13-17	V 4	
5:31	SUB OUT: CASDON JARDINE	13-17	V 4	
5:31	SUB IN: RYAN DALY	13-17	V 4	
5:31		13-17	V 4	SUB OUT: MCKINLEY WRIGHT
5:31		13-17	V 4	SUB IN: TJ GIBBS
5:31	MISSED FT by TERRY TAYLOR	13-17	V 4	
5:24		14-17	V 3	GOOD! LAYUP by TJ GIBBS
5:10		16-17	V 1	GOOD! 3PTR by CLAY MOUNCE
5:01	GOOD! LAYUP by TERRY TAYLOR	16-18	V 2	
4:46		16-18	V 2	SUB OUT: CLAY MOUNCE
4:46		16-18	V 2	SUB IN: MCKINLEY WRIGHT
4:46	SUB OUT: TERRY TAYLOR	16-18	V 2	
4:46	SUB IN: CASDON JARDINE	16-18	V 2	
4:40		16-18	V 2	SUB OUT: TJ GIBBS

Time	VISITORS: Team Tate	Score	Margin	HOME: Team Hummel
4:40		16-18	V 2	SUB IN: CLAY MOUNCE
4:40	GOOD! FT by CASDON JARDINE	16-19	V 3	
4:34		18-19	V 1	GOOD! 3PTR by SACAR ANIM
4:05	GOOD! LAYUP by DAQUAN BRACEY	18-20	V 2	
3:57	GOOD! JUMPER by RYAN DALY	18-21	V 3	
3:55		18-21	V 3	

Team Tate 21, Team Hummel 18

Official Substitutions Log
Team Tate vs Team Hummel
Period 1
April 04, 2021 at All Star



VISITORS: Team Tate	Time	Score	HOME: Team Hummel
1 RYAN DALY			1 CLAY MOUNCE
2 DAQUAN BRACEY			2 SACAR ANIM
4 TERRY TAYLOR			3 MCKINLEY WRIGHT
	8:04	7-8	SUB OUT: CLAY MOUNCE
	8:04		SUB IN: TJ GIBBS
SUB OUT: 4 TERRY TAYLOR	8:04		
SUB IN: 3 CASDON JARDINE	8:04		
	7:28	10-10	SUB OUT: SACAR ANIM
	7:28		SUB IN: CLAY MOUNCE
SUB OUT: 2 DAQUAN BRACEY	7:01	12-12	
SUB IN: 4 TERRY TAYLOR	7:01		
	6:27	15-12	SUB OUT: TJ GIBBS
	6:27		SUB IN: SACAR ANIM
SUB OUT: 1 RYAN DALY	6:27		
SUB IN: 2 DAQUAN BRACEY	6:27		
SUB OUT: 3 CASDON JARDINE	5:31	17-13	
SUB IN: 1 RYAN DALY	5:31		
	5:31		SUB OUT: MCKINLEY WRIGHT
	5:31		SUB IN: TJ GIBBS
	4:46	18-16	SUB OUT: CLAY MOUNCE
	4:46		SUB IN: MCKINLEY WRIGHT
SUB OUT: 4 TERRY TAYLOR	4:46		
SUB IN: 3 CASDON JARDINE	4:46		
	4:40	18-16	SUB OUT: TJ GIBBS
	4:40		SUB IN: CLAY MOUNCE

Team Tate 21, Team Hummel 18

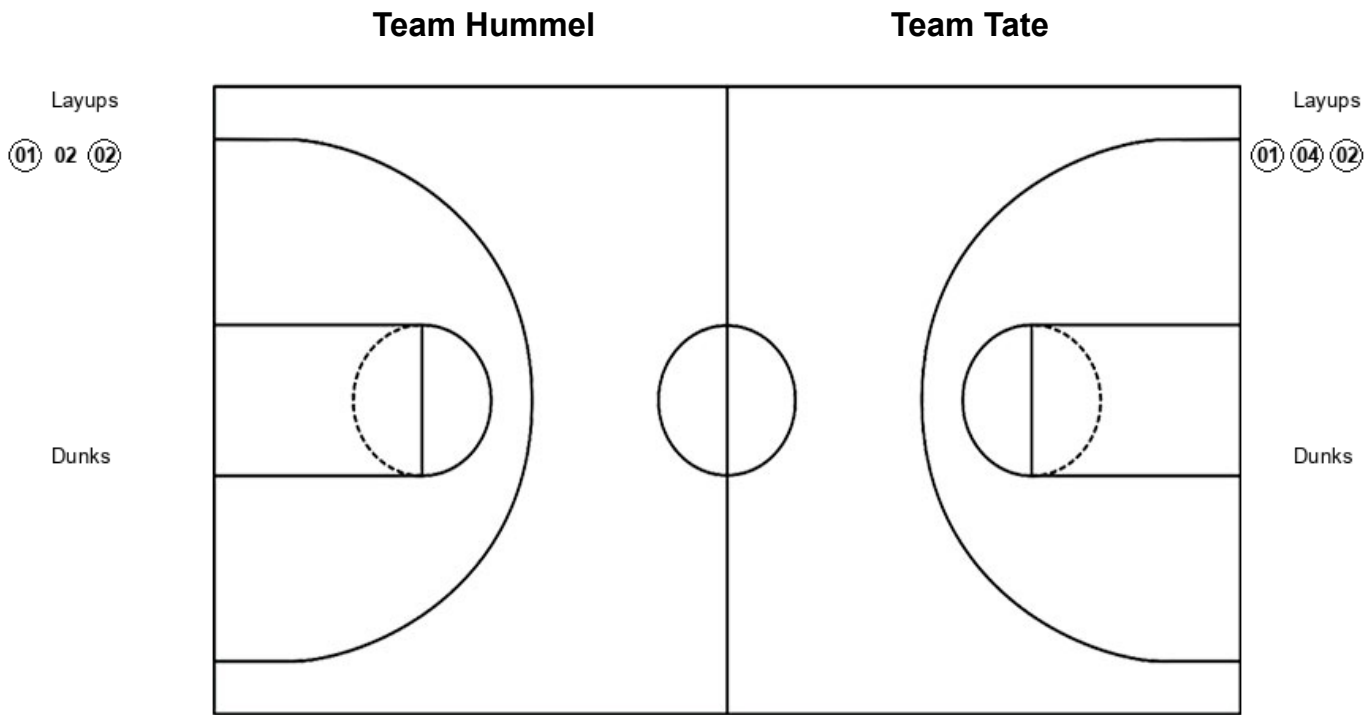
Official Substitutions Log
Team Tate vs Team Hummel
Period 2
April 04, 2021 at All Star



VISITORS: Team Tate		Time	Score	HOME: Team Hummel	
1 RYAN DALY				1 CLAY MOUNCE	
2 DAQUAN BRACEY				2 SACAR ANIM	
4 TERRY TAYLOR				3 MCKINLEY WRIGHT	

Team Tate NaN, Team Hummel NaN

Official Shot Chart
Team Tate vs Team Hummel
 PERIOD 1 Shots
 April 04, 2021 at All Star



TR : Period 1	Made	Att	Pct
Layups	2	3	66.7
Dunks	0	0	0
2PT Field Goals	0	0	0
3PT Field Goals			0
Total Field Goals			0

: Period 1	Made	Att	Pct
Layups	3	3	100.0
Dunks	0	0	0
2PT Field Goals	0	0	0
3PT Field Goals			0
Total Field Goals			0

Official Shot Chart
Team Tate vs Team Hummel
Team Hummel Team Shots
April 04, 2021 at All Star



TR : Period 1	Made	Att	Pct
Layups	2	3	66.7
Dunks	0	0	0
2PT Field Goals	0	0	0
3PT Field Goals			0
Total Field Goals			0

Official Shot Chart
Team Tate vs Team Hummel
 Team Tate Team Shots
 April 04, 2021 at All Star



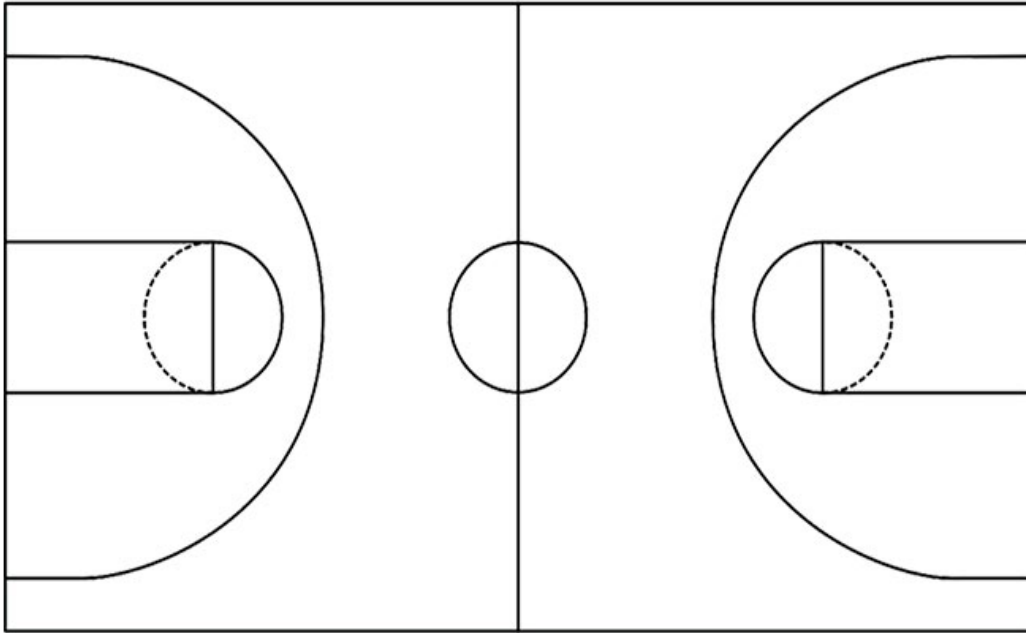
Layups

Layups

01 04 02

Dunks

Dunks



: Period 1	Made	Att	Pct
Layups	3	3	100.0
Dunks	0	0	0
2PT Field Goals	0	0	0
3PT Field Goals			0
Total Field Goals			0