

FINAL SCORE

Toronto5

74

Sacramento5

81

The 5 Tournament

July 29, 2020 •

FINAL STATISTICS

Official Box Score
Toronto5 vs Sacramento5
Game Totals -- Final Statistics
July 29, 2020



Toronto5 74

| No. | Player | S | Pts | FG | 3FG | FT | OR | DR | TR | PF | A | TO | Blk | Stl | Min | +/- |
|---------------|-------------------|---|-----------|--------------|--------------|--------------|----------|-----------|-----------|-----------|-----------|----------|----------|----------|------------|-----|
| 06 | ANDERSON, ALAN | * | 8 | 2-8 | 1-5 | 3-4 | 3 | 5 | 8 | 7 | 0 | 1 | 0 | 0 | 36 | -7 |
| 13 | O'BRYANT, PATRICK | * | 9 | 2-8 | 1-3 | 4-4 | 0 | 7 | 7 | 3 | 4 | 0 | 1 | 2 | 36 | -7 |
| 30 | WRIGHT, JULIAN | * | 4 | 2-5 | 0-1 | 0-0 | 1 | 3 | 4 | 2 | 2 | 1 | 0 | 1 | 36 | -7 |
| 33 | MOON, JAMARIO | * | 19 | 8-16 | 2-4 | 1-1 | 1 | 7 | 8 | 4 | 3 | 1 | 0 | 2 | 36 | -7 |
| 88 | TAYLOR, MIKE | * | 34 | 12-24 | 6-12 | 4-5 | 1 | 7 | 8 | 5 | 5 | 2 | 0 | 0 | 36 | -7 |
| TEAM | | | | | | | 0 | 1 | 1 | 0 | | 0 | | | | |
| TOTALS | | | 74 | 26-61 | 10-25 | 12-14 | 6 | 30 | 36 | 21 | 14 | 5 | 1 | 5 | 180 | |

Shooting By Period

| Period | FG | FG% | 3FG | 3FG% | FT | FT% |
|-------------|--------------|--------------|--------------|--------------|--------------|--------------|
| 1st Qtr | 10-18 | 56% | 6-8 | 75% | 4-5 | 80% |
| 2nd Qtr | 5-15 | 33% | 0-5 | 00% | 5-6 | 83% |
| 3rd Qtr | 6-16 | 38% | 3-7 | 43% | 3-3 | 100% |
| 4th Qtr | 5-12 | 42% | 1-5 | 20% | 0-0 | 0% |
| 1st Half | 15-33 | 45% | 6-13 | 46% | 9-11 | 82% |
| 2nd Half | 11-28 | 39% | 4-12 | 33% | 3-3 | 100% |
| Game | 26-61 | 42.6% | 10-25 | 40.0% | 12-14 | 85.7% |

Deadball Rebounds: 1,0

Last FG: 4th-00:45

Biggest Run: 9-0

Largest lead: By 13 at 2nd-06:30

Technical Fouls: #06 ANDERSON (Class A) @ 4th - 02:13;

Sacramento5 81

| No. | Player | S | Pts | FG | 3FG | FT | OR | DR | TR | PF | A | TO | Blk | Stl | Min | +/- |
|---------------|------------------|---|-----------|--------------|--------------|--------------|----------|-----------|-----------|-----------|-----------|----------|----------|----------|------------|-----|
| 01 | TAYLOR, JERMAINE | * | 3 | 1-9 | 1-5 | 0-0 | 0 | 2 | 2 | 6 | 0 | 0 | 0 | 0 | 36 | 7 |
| 10 | BIBBY, MIKE | * | 21 | 7-8 | 7-8 | 0-0 | 0 | 4 | 4 | 2 | 5 | 2 | 0 | 1 | 36 | 7 |
| 15 | JOHNSON, AMIR | * | 8 | 4-7 | 0-0 | 0-0 | 0 | 7 | 7 | 2 | 0 | 2 | 0 | 0 | 36 | 7 |
| 20 | GREENE, DONTE | * | 31 | 10-23 | 3-10 | 8-10 | 4 | 9 | 13 | 1 | 4 | 3 | 0 | 1 | 36 | 7 |
| 30 | JONES, DAHNTAY | * | 18 | 5-12 | 2-4 | 6-7 | 1 | 8 | 9 | 7 | 3 | 0 | 0 | 2 | 36 | 7 |
| TEAM | | | | | | | 0 | 0 | 0 | 0 | | 0 | | | | |
| TOTALS | | | 81 | 27-59 | 13-27 | 14-17 | 5 | 30 | 35 | 18 | 12 | 7 | 0 | 4 | 180 | |

Shooting By Period

| Period | FG | FG% | 3FG | 3FG% | FT | FT% |
|-------------|--------------|--------------|--------------|--------------|--------------|--------------|
| 1st Qtr | 6-18 | 33% | 3-9 | 33% | 5-5 | 100% |
| 2nd Qtr | 9-16 | 56% | 4-7 | 57% | 4-4 | 100% |
| 3rd Qtr | 7-15 | 47% | 3-5 | 60% | 1-2 | 50% |
| 4th Qtr | 5-10 | 50% | 3-6 | 50% | 4-6 | 67% |
| 1st Half | 15-34 | 44% | 7-16 | 44% | 9-9 | 100% |
| 2nd Half | 12-25 | 48% | 6-11 | 55% | 5-8 | 63% |
| Game | 27-59 | 45.8% | 13-27 | 48.1% | 14-17 | 82.4% |

Deadball Rebounds: 0,0

Last FG: 4th-00:02

Biggest Run: 7-0

Largest lead: By 11 at 3rd-02:56

Technical Fouls: None.

Game Notes:

Officials: , ,

Start Time: **08:42 PM ET**

End Time: **09:43 PM ET**

Game Duration: **1:01**

Neutral Court;

| Score | 1st | 2nd | 3rd | 4th | TOT |
|-------|-----|-----|-----|-----|-----------|
| TOR | 30 | 15 | 18 | 11 | 74 |
| SAC | 20 | 26 | 18 | 17 | 81 |

TOR led for 12:48. SAC led for 21:04.

Game was tied for 2:07.

Times tied: 3 Lead Changes: 6

| Points from | TOR | SAC |
|--------------|-----|-----|
| In the Paint | 24 | 26 |
| Off Turns | 5 | 9 |
| 2nd Chance | 2 | 5 |
| Fast Break | 2 | 3 |
| Bench | 0 | 0 |

Official Box Score
Toronto5 vs Sacramento5
First Half Statistics Only
July 29, 2020



Toronto5 45

| No. | Player | S | Pts | FG | 3FG | FT | OR | DR | TR | PF | A | TO | Blk | Stl | Min | +/- |
|---------------|-------------------|---|-----------|--------------|-------------|-------------|----------|-----------|-----------|----------|----------|----------|----------|----------|-----------|-----|
| 30 | WRIGHT, JULIAN | * | 4 | 2-4 | 0-1 | 0-0 | 0 | 1 | 1 | 1 | 2 | 1 | 0 | 0 | 18 | -1 |
| 88 | TAYLOR, MIKE | * | 23 | 8-15 | 5-8 | 2-3 | 1 | 7 | 8 | 4 | 2 | 1 | 0 | 0 | 18 | -1 |
| 06 | ANDERSON, ALAN | * | 6 | 1-4 | 1-2 | 3-4 | 1 | 4 | 5 | 2 | 0 | 0 | 0 | 0 | 18 | -1 |
| 13 | O'BRYANT, PATRICK | * | 3 | 0-2 | 0-1 | 3-3 | 0 | 2 | 2 | 2 | 1 | 0 | 1 | 0 | 18 | -1 |
| 33 | MOON, JAMARIO | * | 9 | 4-8 | 0-1 | 1-1 | 1 | 3 | 4 | 0 | 2 | 0 | 0 | 1 | 18 | -1 |
| | TEAM | | 0 | 0-0 | 0-0 | 0-0 | 0 | 0 | 0 | 0 | 0 | 0 | 0 | 0 | 0 | |
| TOTALS | | | 45 | 15-33 | 6-13 | 9-11 | 3 | 17 | 20 | 9 | 7 | 2 | 1 | 1 | 90 | |

Shooting By Period

| Period | FG | FG% | 3FG | 3FG% | FT | FT% |
|----------|-------|-------|-------|-------|-------|-------|
| 1st Qtr | 10-18 | 56% | 6-8 | 75% | 4-5 | 80% |
| 2nd Qtr | 5-15 | 33% | 0-5 | 00% | 5-6 | 83% |
| 1st Half | 15-33 | 45% | 6-13 | 46% | 9-11 | 82% |
| Game | 26-61 | 42.6% | 10-25 | 40.0% | 12-14 | 85.7% |

Deadball Rebounds: 1,0

Last FG Half: TOR 2nd-01:53

Sacramento5 46

| No. | Player | S | Pts | FG | 3FG | FT | OR | DR | TR | PF | A | TO | Blk | Stl | Min | +/- |
|---------------|------------------|---|-----------|--------------|-------------|------------|----------|-----------|-----------|----------|----------|----------|----------|----------|-----------|-----|
| 10 | BIBBY, MIKE | * | 12 | 4-5 | 4-5 | 0-0 | 0 | 1 | 1 | 1 | 2 | 0 | 0 | 0 | 18 | 1 |
| 01 | TAYLOR, JERMAINE | * | 3 | 1-7 | 1-4 | 0-0 | 0 | 2 | 2 | 3 | 0 | 0 | 0 | 0 | 18 | 1 |
| 15 | JOHNSON, AMIR | * | 0 | 0-2 | 0-0 | 0-0 | 0 | 3 | 3 | 1 | 0 | 0 | 0 | 0 | 18 | 1 |
| 30 | JONES, DAHNTAY | * | 9 | 3-6 | 1-2 | 2-2 | 0 | 6 | 6 | 3 | 2 | 0 | 0 | 1 | 18 | 1 |
| 20 | GREENE, DONTE | * | 22 | 7-14 | 1-5 | 7-7 | 2 | 4 | 6 | 0 | 1 | 1 | 0 | 0 | 18 | 1 |
| | TEAM | | 0 | 0-0 | 0-0 | 0-0 | 0 | 0 | 0 | 0 | 0 | 0 | 0 | 0 | 0 | |
| TOTALS | | | 46 | 15-34 | 7-16 | 9-9 | 2 | 16 | 18 | 8 | 5 | 1 | 0 | 1 | 90 | |

Shooting By Period

| Period | FG | FG% | 3FG | 3FG% | FT | FT% |
|----------|-------|-------|-------|-------|-------|-------|
| 1st Qtr | 6-18 | 33% | 3-9 | 33% | 5-5 | 100% |
| 2nd Qtr | 9-16 | 56% | 4-7 | 57% | 4-4 | 100% |
| 1st Half | 15-34 | 44% | 7-16 | 44% | 9-9 | 100% |
| Game | 27-59 | 45.8% | 13-27 | 48.1% | 14-17 | 82.4% |

Deadball Rebounds: 0,0

Last FG Half: SAC 2nd-00:05

Game Notes:

Officials: , ,

Start Time: **08:42 PM ET**

End Time: **09:43 PM ET**

Game Duration: **1:01**

Neutral Court;

| Score | 1st | 2nd | 3rd | 4th | TOT |
|-------|-----|-----|-----|-----|-----------|
| TOR | 30 | 15 | 18 | 11 | 74 |
| SAC | 20 | 26 | 18 | 17 | 81 |

| Points from (This Period) | TOR | SAC |
|---------------------------|-----|-----|
| In the Paint | 14 | 14 |
| Off Turns | 0 | 4 |
| 2nd Chance | 2 | 2 |
| Fast Break | 0 | 2 |
| Bench | 0 | 0 |

Official Box Score
Toronto5 vs Sacramento5
First Quarter Statistics Only
July 29, 2020



Toronto5 30

| No. | Player | S | Pts | FG | 3FG | FT | OR | DR | TR | PF | A | TO | Blk | Stl | Min | +/- |
|---------------|-------------------|---|-----------|--------------|------------|------------|----------|-----------|-----------|----------|----------|----------|----------|----------|-----------|-----|
| 06 | ANDERSON, ALAN | * | 3 | 1-3 | 1-1 | 0-0 | 1 | 4 | 5 | 1 | 0 | 0 | 0 | 0 | 9 | 10 |
| 13 | O'BRYANT, PATRICK | * | 3 | 0-2 | 0-1 | 3-3 | 0 | 2 | 2 | 0 | 0 | 0 | 1 | 0 | 9 | 10 |
| 30 | WRIGHT, JULIAN | * | 0 | 0-1 | 0-0 | 0-0 | 0 | 0 | 0 | 0 | 1 | 0 | 0 | 0 | 9 | 10 |
| 33 | MOON, JAMARIO | * | 3 | 1-2 | 0-0 | 1-1 | 0 | 0 | 0 | 0 | 2 | 0 | 0 | 0 | 9 | 10 |
| 88 | TAYLOR, MIKE | * | 21 | 8-10 | 5-6 | 0-1 | 0 | 6 | 6 | 2 | 1 | 0 | 0 | 0 | 9 | 10 |
| TEAM | | | | | | | 0 | 0 | 0 | 0 | | 0 | | | | |
| TOTALS | | | 30 | 10-18 | 6-8 | 4-5 | 1 | 12 | 13 | 3 | 4 | 0 | 1 | 0 | 45 | |

Shooting By Period

| Period | FG | FG% | 3FG | 3FG% | FT | FT% |
|----------|-------|-------|-------|-------|-------|-------|
| 1st Qtr | 10-18 | 56% | 6-8 | 75% | 4-5 | 80% |
| 2nd Qtr | 5-15 | 33% | 0-5 | 00% | 5-6 | 83% |
| 1st Half | 10-18 | 56% | 6-8 | 75% | 4-5 | 80% |
| 1st Half | 15-33 | 45% | 6-13 | 46% | 9-11 | 82% |
| Game | 26-61 | 42.6% | 10-25 | 40.0% | 12-14 | 85.7% |

Deadball Rebounds: 1,0

Sacramento5 20

| No. | Player | S | Pts | FG | 3FG | FT | OR | DR | TR | PF | A | TO | Blk | Stl | Min | +/- |
|---------------|------------------|---|-----------|-------------|------------|------------|----------|----------|----------|----------|----------|----------|----------|----------|-----------|-----|
| 01 | TAYLOR, JERMAINE | * | 3 | 1-7 | 1-4 | 0-0 | 0 | 2 | 2 | 1 | 0 | 0 | 0 | 0 | 9 | -10 |
| 10 | BIBBY, MIKE | * | 6 | 2-2 | 2-2 | 0-0 | 0 | 1 | 1 | 1 | 0 | 0 | 0 | 0 | 9 | -10 |
| 15 | JOHNSON, AMIR | * | 0 | 0-1 | 0-0 | 0-0 | 0 | 1 | 1 | 1 | 0 | 0 | 0 | 0 | 9 | -10 |
| 20 | GREENE, DONTE | * | 7 | 1-4 | 0-2 | 5-5 | 0 | 1 | 1 | 0 | 1 | 0 | 0 | 0 | 9 | -10 |
| 30 | JONES, DAHNTAY | * | 4 | 2-4 | 0-1 | 0-0 | 0 | 3 | 3 | 1 | 0 | 0 | 0 | 0 | 9 | -10 |
| TEAM | | | | | | | 0 | 0 | 0 | 0 | | 0 | | | | |
| TOTALS | | | 20 | 6-18 | 3-9 | 5-5 | 0 | 8 | 8 | 4 | 1 | 0 | 0 | 0 | 45 | |

Shooting By Period

| Period | FG | FG% | 3FG | 3FG% | FT | FT% |
|----------|-------|-------|-------|-------|-------|-------|
| 1st Qtr | 6-18 | 33% | 3-9 | 33% | 5-5 | 100% |
| 2nd Qtr | 9-16 | 56% | 4-7 | 57% | 4-4 | 100% |
| 1st Half | 6-18 | 33% | 3-9 | 33% | 5-5 | 100% |
| 1st Half | 15-34 | 44% | 7-16 | 44% | 9-9 | 100% |
| Game | 27-59 | 45.8% | 13-27 | 48.1% | 14-17 | 82.4% |

Deadball Rebounds: 0,0

Game Notes:

Officials: , ,

Start Time: **08:42 PM ET**

End Time: **09:43 PM ET**

Game Duration: **1:01**

Neutral Court;

| Score | 1st | 2nd | 3rd | 4th | TOT |
|-------|-----|-----|-----|-----|-----------|
| TOR | 30 | 15 | 18 | 11 | 74 |
| SAC | 20 | 26 | 18 | 17 | 81 |

| Points from (This Period) | TOR | SAC |
|---------------------------|-----|-----|
| In the Paint | 8 | 6 |
| Off Turns | 0 | 1 |
| 2nd Chance | 0 | 0 |
| Fast Break | 0 | 2 |
| Bench | 0 | 0 |

Official Play-By-Play
Toronto5 vs Sacramento5
First Quarter
July 29, 2020



Period 1

Starters:

Toronto5: 30 WRIGHT, JULIAN; 88 TAYLOR, MIKE ; 6 ANDERSON, ALAN; 13 O'BRYANT, PATRICK; 33 MOON, JAMARIO;

Sacramento5: 10 BIBBY, MIKE; 1 TAYLOR, JERMAINE ; 15 JOHNSON, AMIR; 30 JONES, DAHNTAY; 20 GREENE, DONTÉ ;

| Time | VISITORS: Toronto5 | Score | Margin | HOME: Sacramento5 |
|-------|-------------------------------------|-------|--------|-----------------------------------|
| 08:39 | | | | MISSED 3PTR by GREENE, DONTÉ |
| 08:37 | REBOUND (DEF) by TAYLOR, MIKE | | | |
| 08:33 | MISSED LAYUP by MOON, JAMARIO | | | |
| 08:28 | | | | REBOUND (DEF) by BIBBY, MIKE |
| 08:26 | | 3-0 | H 3 | GOOD! 3PTR by BIBBY, MIKE |
| 08:12 | GOOD! JUMPER by MOON, JAMARIO [PNT] | 3-2 | H 1 | |
| 08:07 | | | | FOUL (PERSONAL) by BIBBY, MIKE |
| 07:53 | GOOD! FT by MOON, JAMARIO | 3-3 | T | |
| 07:40 | | | | MISSED 3PTR by JONES, DAHNTAY |
| 07:38 | REBOUND (DEF) by TAYLOR, MIKE | | | |
| 07:10 | | 5-3 | H 2 | GOOD! JUMPER by GREENE, DONTÉ |
| 07:04 | FOUL (PERSONAL) by TAYLOR, MIKE | | | |
| 06:50 | | 6-3 | H 3 | GOOD! FT by GREENE, DONTÉ |
| 06:36 | MISSED JUMPER by WRIGHT, JULIAN | | | |
| 06:33 | | | | REBOUND (DEF) by JONES, DAHNTAY |
| 06:26 | | 8-3 | H 5 | GOOD! LAYUP by JONES, DAHNTAY |
| 06:14 | MISSED 3PTR by TAYLOR, MIKE | | | |
| 06:09 | | | | REBOUND (DEF) by JONES, DAHNTAY |
| 06:06 | | | | FOUL (PERSONAL) by JONES, DAHNTAY |
| 05:48 | GOOD! 3PTR by TAYLOR, MIKE | 8-6 | H 2 | |
| 05:48 | ASSIST by MOON, JAMARIO | | | |
| 05:14 | | 11-6 | H 5 | GOOD! 3PTR by BIBBY, MIKE |
| 05:14 | | | | ASSIST by GREENE, DONTÉ |
| 05:03 | GOOD! 3PTR by TAYLOR, MIKE | 11-9 | H 2 | |
| 05:03 | ASSIST by MOON, JAMARIO | | | |
| 04:43 | | | | MISSED 3PTR by GREENE, DONTÉ |
| 04:40 | REBOUND (DEF) by TAYLOR, MIKE | | | |
| 04:34 | GOOD! 3PTR by TAYLOR, MIKE | 11-12 | V 1 | |
| 04:34 | ASSIST by WRIGHT, JULIAN | | | |
| 04:20 | | 13-12 | H 1 | GOOD! LAYUP by JONES, DAHNTAY |
| 04:06 | GOOD! 3PTR by TAYLOR, MIKE | 13-15 | V 2 | |
| 03:57 | FOUL (PERSONAL) by TAYLOR, MIKE | | | |
| 03:32 | | 14-15 | V 1 | GOOD! FT by GREENE, DONTÉ |
| 03:16 | | 15-15 | T | GOOD! FT by GREENE, DONTÉ |
| 02:50 | MISSED JUMPER by O'BRYANT, PATRICK | | | |
| 02:47 | | | | REBOUND (DEF) by JOHNSON, AMIR |
| 02:43 | | | | MISSED LAYUP by TAYLOR, JERMAINE |
| 02:43 | BLOCK by O'BRYANT, PATRICK | | | |
| 02:38 | REBOUND (DEF) by TAYLOR, MIKE | | | |
| 02:36 | GOOD! LAYUP by TAYLOR, MIKE | 15-17 | V 2 | |
| 02:21 | | | | MISSED LAYUP by JONES, DAHNTAY |
| 02:19 | REBOUND (DEF) by TAYLOR, MIKE | | | |
| 02:17 | GOOD! 3PTR by TAYLOR, MIKE | 15-20 | V 5 | |
| 02:03 | | | | MISSED LAYUP by TAYLOR, JERMAINE |
| 01:58 | REBOUND (DEF) by ANDERSON, ALAN | | | |
| 01:58 | MISSED LAYUP by ANDERSON, ALAN | | | |
| 01:54 | | | | REBOUND (DEF) by JONES, DAHNTAY |
| 01:51 | | 18-20 | V 2 | GOOD! 3PTR by TAYLOR, JERMAINE |
| 01:44 | GOOD! LAYUP by TAYLOR, MIKE | 18-22 | V 4 | |
| 01:42 | | | | MISSED 3PTR by TAYLOR, JERMAINE |
| 01:40 | REBOUND (DEF) by O'BRYANT, PATRICK | | | |
| 01:33 | MISSED LAYUP by ANDERSON, ALAN | | | |
| 01:29 | REBOUND (OFF) by ANDERSON, ALAN | | | |
| 01:27 | MISSED 3PTR by O'BRYANT, PATRICK | | | |
| 01:24 | | | | REBOUND (DEF) by TAYLOR, JERMAINE |
| 01:17 | | | | MISSED JUMPER by JOHNSON, AMIR |
| 01:13 | REBOUND (DEF) by ANDERSON, ALAN | | | |
| 01:07 | MISSED LAYUP by TAYLOR, MIKE | | | |
| 01:05 | | | | REBOUND (DEF) by TAYLOR, JERMAINE |
| 01:03 | | | | MISSED 3PTR by TAYLOR, JERMAINE |
| 00:59 | REBOUND (DEF) by ANDERSON, ALAN | | | |
| 00:56 | GOOD! 3PTR by ANDERSON, ALAN | 18-25 | V 7 | |
| 00:56 | ASSIST by TAYLOR, MIKE | | | |
| 00:55 | | | | TIMEOUT 30SEC |
| 00:45 | | | | MISSED JUMPER by GREENE, DONTÉ |
| 00:41 | REBOUND (DEF) by TAYLOR, MIKE | | | |
| 00:38 | | | | FOUL (PERSONAL) by JOHNSON, AMIR |
| 00:38 | MISSED FT by TAYLOR, MIKE | | | |
| 00:38 | | | | REBOUND (DEF) by GREENE, DONTÉ |
| 00:33 | FOUL (PERSONAL) by ANDERSON, ALAN | | | |

| Time | VISITORS: Toronto5 | Score | Margin | HOME: Sacramento5 |
|-------|------------------------------------|-------|--------|-------------------------------------|
| 00:33 | | 19-25 | V 6 | GOOD! FT by GREENE, DONTE [FB] |
| 00:33 | | 20-25 | V 5 | GOOD! FT by GREENE, DONTE [FB] |
| 00:26 | GOOD! LAYUP by TAYLOR, MIKE | 20-27 | V 7 | |
| 00:20 | | | | MISSED LAYUP by TAYLOR, JERMAINE |
| 00:18 | REBOUND (DEF) by O'BRYANT, PATRICK | | | |
| 00:07 | | | | FOUL (PERSONAL) by TAYLOR, JERMAINE |
| 00:07 | GOOD! FT by O'BRYANT, PATRICK | 20-28 | V 8 | |
| 00:07 | GOOD! FT by O'BRYANT, PATRICK | 20-29 | V 9 | |
| 00:07 | GOOD! FT by O'BRYANT, PATRICK | 20-30 | V 10 | |
| 00:05 | | | | MISSED 3PTR by TAYLOR, JERMAINE |
| 00:00 | REBOUND (DEF) by ANDERSON, ALAN | | | |

Toronto5 30, Sacramento5 20

| Points from (This Period) | TOR | SAC |
|---------------------------|-----|-----|
| In the Paint | 8 | 6 |
| Off Turns | 0 | 1 |
| 2nd Chance | 0 | 0 |
| Fast Break | 0 | 2 |
| Bench | 0 | 0 |

Official Box Score
Toronto5 vs Sacramento5
Second Quarter Statistics Only
July 29, 2020



Toronto5 15

| No. | Player | S | Pts | FG | 3FG | FT | OR | DR | TR | PF | A | TO | Blk | Stl | Min | +/- |
|---------------|-------------------|---|-----------|-------------|------------|------------|----------|----------|----------|----------|----------|----------|----------|----------|-----------|-----|
| 06 | ANDERSON, ALAN | * | 3 | 0-1 | 0-1 | 3-4 | 0 | 0 | 0 | 1 | 0 | 0 | 0 | 0 | 9 | -11 |
| 13 | O'BRYANT, PATRICK | * | 0 | 0-0 | 0-0 | 0-0 | 0 | 0 | 0 | 2 | 1 | 0 | 0 | 0 | 9 | -11 |
| 30 | WRIGHT, JULIAN | * | 4 | 2-3 | 0-1 | 0-0 | 0 | 1 | 1 | 1 | 1 | 1 | 0 | 0 | 9 | -11 |
| 33 | MOON, JAMARIO | * | 6 | 3-6 | 0-1 | 0-0 | 1 | 3 | 4 | 0 | 0 | 0 | 0 | 1 | 9 | -11 |
| 88 | TAYLOR, MIKE | * | 2 | 0-5 | 0-2 | 2-2 | 1 | 1 | 2 | 2 | 1 | 1 | 0 | 0 | 9 | -11 |
| TEAM | | | | | | | 0 | 0 | 0 | 0 | | 0 | | | | |
| TOTALS | | | 15 | 5-15 | 0-5 | 5-6 | 2 | 5 | 7 | 6 | 3 | 2 | 0 | 1 | 45 | |

Shooting By Period

| Period | FG | FG% | 3FG | 3FG% | FT | FT% |
|----------|-------|-------|-------|-------|-------|-------|
| 3rd Qtr | 6-16 | 38% | 3-7 | 43% | 3-3 | 100% |
| 4th Qtr | 5-12 | 42% | 1-5 | 20% | 0-0 | 0% |
| 2nd Half | 5-15 | 33% | 0-5 | 00% | 5-6 | 83% |
| 2nd Half | 11-28 | 39% | 4-12 | 33% | 3-3 | 100% |
| Game | 26-61 | 42.6% | 10-25 | 40.0% | 12-14 | 85.7% |

Deadball Rebounds: 1,0

Sacramento5 26

| No. | Player | S | Pts | FG | 3FG | FT | OR | DR | TR | PF | A | TO | Blk | Stl | Min | +/- |
|---------------|------------------|---|-----------|-------------|------------|------------|----------|----------|-----------|----------|----------|----------|----------|----------|-----------|-----|
| 01 | TAYLOR, JERMAINE | * | 0 | 0-0 | 0-0 | 0-0 | 0 | 0 | 0 | 2 | 0 | 0 | 0 | 0 | 9 | 11 |
| 10 | BIBBY, MIKE | * | 6 | 2-3 | 2-3 | 0-0 | 0 | 0 | 0 | 0 | 2 | 0 | 0 | 0 | 9 | 11 |
| 15 | JOHNSON, AMIR | * | 0 | 0-1 | 0-0 | 0-0 | 0 | 2 | 2 | 0 | 0 | 0 | 0 | 0 | 9 | 11 |
| 20 | GREENE, DONTE | * | 15 | 6-10 | 1-3 | 2-2 | 2 | 3 | 5 | 0 | 0 | 1 | 0 | 0 | 9 | 11 |
| 30 | JONES, DAHNTAY | * | 5 | 1-2 | 1-1 | 2-2 | 0 | 3 | 3 | 2 | 2 | 0 | 0 | 1 | 9 | 11 |
| TEAM | | | | | | | 0 | 0 | 0 | 0 | | 0 | | | | |
| TOTALS | | | 26 | 9-16 | 4-7 | 4-4 | 2 | 8 | 10 | 4 | 4 | 1 | 0 | 1 | 45 | |

Shooting By Period

| Period | FG | FG% | 3FG | 3FG% | FT | FT% |
|----------|-------|-------|-------|-------|-------|-------|
| 3rd Qtr | 7-15 | 47% | 3-5 | 60% | 1-2 | 50% |
| 4th Qtr | 5-10 | 50% | 3-6 | 50% | 4-6 | 67% |
| 2nd Half | 9-16 | 56% | 4-7 | 57% | 4-4 | 100% |
| 2nd Half | 12-25 | 48% | 6-11 | 55% | 5-8 | 63% |
| Game | 27-59 | 45.8% | 13-27 | 48.1% | 14-17 | 82.4% |

Deadball Rebounds: 0,0

Game Notes:

Officials: , ,

Start Time: 08:42 PM ET

End Time: 09:43 PM ET

Game Duration: 1:01

Neutral Court;

| Score | 1st | 2nd | 3rd | 4th | TOT |
|-------|-----|-----|-----|-----|-----------|
| TOR | 30 | 15 | 18 | 11 | 74 |
| SAC | 20 | 26 | 18 | 17 | 81 |

| Points from (This Period) | TOR | SAC |
|---------------------------|-----|-----|
| In the Paint | 6 | 8 |
| Off Turns | 0 | 3 |
| 2nd Chance | 2 | 2 |
| Fast Break | 0 | 0 |
| Bench | 0 | 0 |

Official Play-By-Play
Toronto5 vs Sacramento5
Second Quarter
July 29, 2020



Period 2

Starters:

Toronto5: 30 WRIGHT,JULIAN; 88 TAYLOR,MIKE ; 6 ANDERSON,ALAN; 13 O'BRYANT,PATRICK; 33 MOON,JAMARIO;

Sacramento5: 10 BIBBY,MIKE; 1 TAYLOR,JERMAINE ; 15 JOHNSON,AMIR; 30 JONES,DAHNTAY; 20 GREENE,DONTE ;

| Time | VISITORS: Toronto5 | Score | Margin | HOME: Sacramento5 |
|-------|---------------------------------------|-------|--------|--------------------------------------|
| 08:35 | | | | FOUL (PERSONAL) by TAYLOR, JERMAINE |
| 08:11 | GOOD! FT by ANDERSON, ALAN | 20-31 | V 11 | |
| 08:08 | GOOD! FT by ANDERSON, ALAN | 20-32 | V 12 | |
| 07:52 | | 22-32 | V 10 | GOOD! JUMPER by GREENE, DONTE |
| 07:34 | | | | FOUL (PERSONAL) by TAYLOR, JERMAINE |
| 07:10 | GOOD! FT by ANDERSON, ALAN | 22-33 | V 11 | |
| 06:55 | MISSED FT by ANDERSON, ALAN | | | |
| 06:54 | | | | REBOUND (DEF) by JOHNSON, AMIR |
| 06:42 | | | | MISSED JUMPER by JOHNSON, AMIR |
| 06:40 | REBOUND (DEF) by MOON, JAMARIO | | | |
| 06:30 | GOOD! LAYUP by MOON, JAMARIO | 22-35 | V 13 | |
| 06:30 | ASSIST by O'BRYANT, PATRICK | | | |
| 06:12 | | 25-35 | V 10 | GOOD! 3PTR by JONES, DAHNTAY |
| 06:12 | | | | ASSIST by BIBBY, MIKE |
| 05:58 | MISSED 3PTR by ANDERSON, ALAN | | | |
| 05:55 | | | | REBOUND (DEF) by GREENE, DONTE |
| 05:47 | | 27-35 | V 8 | GOOD! JUMPER by GREENE, DONTE [PNT] |
| 05:42 | FOUL (PERSONAL) by ANDERSON, ALAN | | | |
| 05:26 | | 28-35 | V 7 | GOOD! FT by GREENE, DONTE |
| 05:10 | GOOD! JUMPER by MOON, JAMARIO | 28-37 | V 9 | |
| 05:10 | ASSIST by WRIGHT, JULIAN | | | |
| 04:57 | | | | MISSED 3PTR by GREENE, DONTE |
| 04:55 | REBOUND (DEF) by TAYLOR, MIKE | | | |
| 04:51 | MISSED LAYUP by TAYLOR, MIKE | | | |
| 04:48 | | | | REBOUND (DEF) by JONES, DAHNTAY |
| 04:46 | | 31-37 | V 6 | GOOD! 3PTR by BIBBY, MIKE |
| 04:46 | | | | ASSIST by JONES, DAHNTAY |
| 04:27 | GOOD! JUMPER by MOON, JAMARIO | 31-39 | V 8 | |
| 04:22 | | | | MISSED JUMPER by JONES, DAHNTAY |
| 04:20 | REBOUND (DEF) by MOON, JAMARIO | | | |
| 04:18 | MISSED JUMPER by TAYLOR, MIKE | | | |
| 04:15 | | | | REBOUND (DEF) by JONES, DAHNTAY |
| 04:13 | | 34-39 | V 5 | GOOD! 3PTR by GREENE, DONTE |
| 04:13 | | | | ASSIST by JONES, DAHNTAY |
| 03:56 | | | | FOUL (PERSONAL) by JONES, DAHNTAY |
| 03:47 | GOOD! FT by TAYLOR, MIKE | 34-40 | V 6 | |
| 03:35 | GOOD! FT by TAYLOR, MIKE | 34-41 | V 7 | |
| 03:23 | | 36-41 | V 5 | GOOD! LAYUP by GREENE, DONTE |
| 03:23 | | | | ASSIST by BIBBY, MIKE |
| 03:10 | TURNOVER (LOSTBALL) by WRIGHT, JULIAN | | | |
| 03:10 | | | | STEAL by JONES, DAHNTAY |
| 03:02 | | | | MISSED 3PTR by BIBBY, MIKE |
| 02:58 | REBOUND (DEF) by WRIGHT, JULIAN | | | |
| 02:53 | GOOD! LAYUP by WRIGHT, JULIAN | 36-43 | V 7 | |
| 02:40 | | 38-43 | V 5 | GOOD! JUMPER by GREENE, DONTE |
| 02:37 | FOUL (PERSONAL) by WRIGHT, JULIAN | | | |
| 02:16 | | 39-43 | V 4 | GOOD! FT by GREENE, DONTE |
| 02:01 | MISSED JUMPER by MOON, JAMARIO | | | |
| 01:58 | REBOUND (OFF) by TAYLOR, MIKE | | | |
| 01:53 | GOOD! JUMPER by WRIGHT, JULIAN | 39-45 | V 6 | |
| 01:53 | ASSIST by TAYLOR, MIKE | | | |
| 01:42 | | | | MISSED 3PTR by GREENE, DONTE |
| 01:40 | REBOUND (DEF) by MOON, JAMARIO | | | |
| 01:32 | MISSED 3PTR by WRIGHT, JULIAN | | | |
| 01:28 | REBOUND (OFF) by MOON, JAMARIO | | | |
| 01:19 | MISSED LAYUP by MOON, JAMARIO | | | |
| 01:14 | | | | REBOUND (DEF) by GREENE, DONTE |
| 01:13 | | | | MISSED LAYUP by GREENE, DONTE |
| 01:07 | | | | REBOUND (OFF) by GREENE, DONTE |
| 01:07 | | | | MISSED LAYUP by GREENE, DONTE |
| 01:06 | | | | REBOUND (OFF) by GREENE, DONTE |
| 01:04 | | 41-45 | V 4 | GOOD! LAYUP by GREENE, DONTE |
| 01:02 | MISSED 3PTR by MOON, JAMARIO | | | |
| 00:57 | REBOUND (OFF) by TEAM | | | |
| 00:50 | MISSED JUMPER by TAYLOR, MIKE | | | |
| 00:46 | | | | REBOUND (DEF) by GREENE, DONTE |
| 00:42 | | | | TURNOVER (LOSTBALL) by GREENE, DONTE |
| 00:42 | STEAL by MOON, JAMARIO | | | |
| 00:38 | MISSED 3PTR by TAYLOR, MIKE | | | |
| 00:35 | | | | REBOUND (DEF) by JOHNSON, AMIR |

| Time | VISITORS: Toronto5 | Score | Margin | HOME: Sacramento5 |
|-------|--------------------------------------|-------|--------|-----------------------------------|
| 00:35 | FOUL (PERSONAL) by O'BRYANT, PATRICK | | | |
| 00:21 | FOUL (PERSONAL) by TAYLOR, MIKE | | | |
| 00:21 | | 42-45 | V 3 | GOOD! FT by JONES, DAHNTAY |
| 00:21 | | 43-45 | V 2 | GOOD! FT by JONES, DAHNTAY |
| 00:17 | | | | FOUL (PERSONAL) by JONES, DAHNTAY |
| 00:15 | FOUL (OFF) by TAYLOR, MIKE | | | |
| 00:15 | TURNOVER (OFFENSIVE) by TAYLOR, MIKE | | | |
| 00:09 | FOUL (PERSONAL) by O'BRYANT, PATRICK | | | |
| 00:05 | | 46-45 | H 1 | GOOD! 3PTR by BIBBY, MIKE |
| 00:01 | MISSED 3PTR by TAYLOR, MIKE | | | |
| 00:01 | | | | REBOUND (DEF) by JONES, DAHNTAY |

Toronto5 45, Sacramento5 46

| Points from (This Period) | TOR | SAC |
|---------------------------|-----|-----|
| In the Paint | 6 | 8 |
| Off Turns | 0 | 3 |
| 2nd Chance | 2 | 2 |
| Fast Break | 0 | 0 |
| Bench | 0 | 0 |

Official Box Score
Toronto5 vs Sacramento5
Second Half Statistics Only
July 29, 2020



Toronto5 29

| No. | Player | S | Pts | FG | 3FG | FT | OR | DR | TR | PF | A | TO | Blk | Stl | Min | +/- |
|---------------|-------------------|---|-----------|--------------|-------------|------------|----------|-----------|-----------|-----------|----------|----------|----------|----------|-----------|-----|
| 30 | WRIGHT, JULIAN | * | 0 | 0-1 | 0-0 | 0-0 | 1 | 2 | 3 | 1 | 0 | 0 | 0 | 1 | 18 | -6 |
| 88 | TAYLOR, MIKE | * | 11 | 4-9 | 1-4 | 2-2 | 0 | 0 | 0 | 1 | 3 | 1 | 0 | 0 | 18 | -6 |
| 06 | ANDERSON, ALAN | * | 2 | 1-4 | 0-3 | 0-0 | 2 | 1 | 3 | 5 | 0 | 1 | 0 | 0 | 18 | -6 |
| 13 | O'BRYANT, PATRICK | * | 6 | 2-6 | 1-2 | 1-1 | 0 | 5 | 5 | 1 | 3 | 0 | 0 | 2 | 18 | -6 |
| 33 | MOON, JAMARIO | * | 10 | 4-8 | 2-3 | 0-0 | 0 | 4 | 4 | 4 | 1 | 1 | 0 | 1 | 18 | -6 |
| | TEAM | | 0 | 0-0 | 0-0 | 0-0 | 0 | 1 | 1 | 0 | 0 | 0 | 0 | 0 | 0 | |
| TOTALS | | | 29 | 11-28 | 4-12 | 3-3 | 3 | 13 | 16 | 12 | 7 | 3 | 0 | 4 | 90 | |

Shooting By Period

| Period | FG | FG% | 3FG | 3FG% | FT | FT% |
|----------|-------|-------|-------|-------|-------|-------|
| 3rd Qtr | 6-16 | 38% | 3-7 | 43% | 3-3 | 100% |
| 4th Qtr | 5-12 | 42% | 1-5 | 20% | 0-0 | 0% |
| 2nd Half | 11-28 | 39% | 4-12 | 33% | 3-3 | 100% |
| Game | 26-61 | 42.6% | 10-25 | 40.0% | 12-14 | 85.7% |

Deadball Rebounds: 1,0

Last FG Half: TOR 4th-00:45

Sacramento5 35

| No. | Player | S | Pts | FG | 3FG | FT | OR | DR | TR | PF | A | TO | Blk | Stl | Min | +/- |
|---------------|------------------|---|-----------|--------------|-------------|------------|----------|-----------|-----------|-----------|----------|----------|----------|----------|-----------|-----|
| 10 | BIBBY, MIKE | * | 9 | 3-3 | 3-3 | 0-0 | 0 | 3 | 3 | 1 | 3 | 2 | 0 | 1 | 18 | 6 |
| 01 | TAYLOR, JERMAINE | * | 0 | 0-2 | 0-1 | 0-0 | 0 | 0 | 0 | 3 | 0 | 0 | 0 | 0 | 18 | 6 |
| 15 | JOHNSON, AMIR | * | 8 | 4-5 | 0-0 | 0-0 | 0 | 4 | 4 | 1 | 0 | 2 | 0 | 0 | 18 | 6 |
| 30 | JONES, DAHNTAY | * | 9 | 2-6 | 1-2 | 4-5 | 1 | 2 | 3 | 4 | 1 | 0 | 0 | 1 | 18 | 6 |
| 20 | GREENE, DONTE | * | 9 | 3-9 | 2-5 | 1-3 | 2 | 5 | 7 | 1 | 3 | 2 | 0 | 1 | 18 | 6 |
| | TEAM | | 0 | 0-0 | 0-0 | 0-0 | 0 | 0 | 0 | 0 | 0 | 0 | 0 | 0 | 0 | |
| TOTALS | | | 35 | 12-25 | 6-11 | 5-8 | 3 | 14 | 17 | 10 | 7 | 6 | 0 | 3 | 90 | |

Shooting By Period

| Period | FG | FG% | 3FG | 3FG% | FT | FT% |
|----------|-------|-------|-------|-------|-------|-------|
| 3rd Qtr | 7-15 | 47% | 3-5 | 60% | 1-2 | 50% |
| 4th Qtr | 5-10 | 50% | 3-6 | 50% | 4-6 | 67% |
| 2nd Half | 12-25 | 48% | 6-11 | 55% | 5-8 | 63% |
| Game | 27-59 | 45.8% | 13-27 | 48.1% | 14-17 | 82.4% |

Deadball Rebounds: 0,0

Last FG Half: SAC 4th-00:02

Game Notes:

Officials: , ,

Start Time: **08:42 PM ET**

End Time: **09:43 PM ET**

Game Duration: **1:01**

Neutral Court;

| Score | 1st | 2nd | 3rd | 4th | TOT |
|-------|-----|-----|-----|-----|-----------|
| TOR | 30 | 15 | 18 | 11 | 74 |
| SAC | 20 | 26 | 18 | 17 | 81 |

| Points from (This Period) | TOR | SAC |
|---------------------------|-----|-----|
| In the Paint | 10 | 12 |
| Off Turns | 5 | 5 |
| 2nd Chance | 0 | 3 |
| Fast Break | 2 | 1 |
| Bench | 0 | 0 |

Official Box Score
Toronto5 vs Sacramento5
Third Quarter Statistics Only
July 29, 2020



Toronto5 29

| No. | Player | S | Pts | FG | 3FG | FT | OR | DR | TR | PF | A | TO | Blk | Stl | Min | +/- |
|---------------|-------------------|---|-----------|-------------|------------|------------|----------|----------|-----------|----------|----------|----------|----------|----------|-----------|-----|
| 06 | ANDERSON, ALAN | * | 0 | 0-2 | 0-2 | 0-0 | 1 | 1 | 2 | 1 | 0 | 1 | 0 | 0 | 9 | 0 |
| 13 | O'BRYANT, PATRICK | * | 6 | 2-4 | 1-2 | 1-1 | 0 | 1 | 1 | 0 | 2 | 0 | 0 | 1 | 9 | 0 |
| 30 | WRIGHT, JULIAN | * | 0 | 0-1 | 0-0 | 0-0 | 1 | 2 | 3 | 1 | 0 | 0 | 0 | 1 | 9 | 0 |
| 33 | MOON, JAMARIO | * | 10 | 4-6 | 2-2 | 0-0 | 0 | 3 | 3 | 0 | 1 | 0 | 0 | 0 | 9 | 0 |
| 88 | TAYLOR, MIKE | * | 2 | 0-3 | 0-1 | 2-2 | 0 | 0 | 0 | 1 | 3 | 0 | 0 | 0 | 9 | 0 |
| TEAM | | | | | | | 0 | 1 | 1 | 0 | | 0 | | | | |
| TOTALS | | | 18 | 6-16 | 3-7 | 3-3 | 2 | 8 | 10 | 3 | 6 | 1 | 0 | 2 | 45 | |

Shooting By Period

| Period | FG | FG% | 3FG | 3FG% | FT | FT% |
|----------|-------|-------|-------|-------|-------|-------|
| 2nd Half | 0-0 | 0% | 0-0 | 0% | 0-0 | 0% |
| Game | 26-61 | 42.6% | 10-25 | 40.0% | 12-14 | 85.7% |

Deadball Rebounds: 1,0

Sacramento5 35

| No. | Player | S | Pts | FG | 3FG | FT | OR | DR | TR | PF | A | TO | Blk | Stl | Min | +/- |
|---------------|------------------|---|-----------|-------------|------------|------------|----------|----------|----------|----------|----------|----------|----------|----------|-----------|-----|
| 01 | TAYLOR, JERMAINE | * | 0 | 0-2 | 0-1 | 0-0 | 0 | 0 | 0 | 3 | 0 | 0 | 0 | 0 | 9 | 0 |
| 10 | BIBBY, MIKE | * | 6 | 2-2 | 2-2 | 0-0 | 0 | 1 | 1 | 0 | 3 | 1 | 0 | 1 | 9 | 0 |
| 15 | JOHNSON, AMIR | * | 4 | 2-3 | 0-0 | 0-0 | 0 | 3 | 3 | 0 | 0 | 2 | 0 | 0 | 9 | 0 |
| 20 | GREENE, DONTE | * | 5 | 2-5 | 1-2 | 0-1 | 1 | 2 | 3 | 0 | 1 | 1 | 0 | 0 | 9 | 0 |
| 30 | JONES, DAHNTAY | * | 3 | 1-3 | 0-0 | 1-1 | 0 | 2 | 2 | 2 | 0 | 0 | 0 | 0 | 9 | 0 |
| TEAM | | | | | | | 0 | 0 | 0 | 0 | | 0 | | | | |
| TOTALS | | | 18 | 7-15 | 3-5 | 1-2 | 1 | 8 | 9 | 5 | 4 | 4 | 0 | 1 | 45 | |

Shooting By Period

| Period | FG | FG% | 3FG | 3FG% | FT | FT% |
|----------|-------|-------|-------|-------|-------|-------|
| 2nd Half | 0-0 | 0% | 0-0 | 0% | 0-0 | 0% |
| Game | 27-59 | 45.8% | 13-27 | 48.1% | 14-17 | 82.4% |

Deadball Rebounds: 0,0

Game Notes:

Officials: , ,

Start Time: **08:42 PM ET**

End Time: **09:43 PM ET**

Game Duration: **1:01**

Neutral Court;

| Score | 1st | 2nd | 3rd | 4th | TOT |
|-------|-----|-----|-----|-----|-----------|
| TOR | 30 | 15 | 18 | 11 | 74 |
| SAC | 20 | 26 | 18 | 17 | 81 |

| Points from (This Period) | TOR | SAC |
|---------------------------|-----|-----|
| In the Paint | 4 | 8 |
| Off Turns | 5 | 2 |
| 2nd Chance | 0 | 0 |
| Fast Break | 2 | 0 |
| Bench | 0 | 0 |

Official Play-By-Play
Toronto5 vs Sacramento5
Third Quarter
July 29, 2020



Period 3

Starters:

Toronto5: 30 WRIGHT,JULIAN; 88 TAYLOR,MIKE ; 6 ANDERSON,ALAN; 13 O'BRYANT,PATRICK; 33 MOON,JAMARIO;

Sacramento5: 10 BIBBY,MIKE; 1 TAYLOR,JERMAINE ; 15 JOHNSON,AMIR; 30 JONES,DAHNTAY; 20 GREENE,DONTE ;

| Time | VISITORS: Toronto5 | Score | Margin | HOME: Sacramento5 |
|-------|--------------------------------------|-------|--------|-------------------------------------|
| 08:35 | | | | FOUL (PERSONAL) by JONES, DAHNTAY |
| 08:02 | GOOD! FT by TAYLOR, MIKE [FB] | 46-46 | T | |
| 07:52 | GOOD! FT by TAYLOR, MIKE [FB] | 46-47 | V 1 | |
| 07:39 | | 48-47 | H 1 | GOOD! LAYUP by JONES, DAHNTAY |
| 07:35 | FOUL (PERSONAL) by TAYLOR, MIKE | | | |
| 07:07 | | 49-47 | H 2 | GOOD! FT by JONES, DAHNTAY |
| 06:52 | MISSED JUMPER by TAYLOR, MIKE | | | |
| 06:49 | | | | REBOUND (DEF) by JONES, DAHNTAY |
| 06:48 | | | | MISSED JUMPER by JONES, DAHNTAY |
| 06:44 | | | | REBOUND (OFF) by GREENE, DONTE |
| 06:28 | | | | MISSED JUMPER by GREENE, DONTE |
| 06:25 | REBOUND (DEF) by WRIGHT, JULIAN | | | |
| 06:23 | MISSED 3PTR by TAYLOR, MIKE | | | |
| 06:23 | | | | MISSED JUMPER by JOHNSON, AMIR |
| 06:23 | REBOUND (DEF) by TEAM | | | |
| 06:21 | REBOUND (OFF) by WRIGHT, JULIAN | | | |
| 06:08 | | | | MISSED JUMPER by JONES, DAHNTAY |
| 06:04 | REBOUND (DEF) by WRIGHT, JULIAN | | | |
| 06:03 | | 52-47 | H 5 | GOOD! 3PTR by BIBBY, MIKE |
| 06:03 | | | | ASSIST by GREENE, DONTE |
| 05:45 | | | | FOUL (PERSONAL) by JONES, DAHNTAY |
| 05:24 | | | | TURNOVER (BADPASS) by BIBBY, MIKE |
| 05:24 | STEAL by WRIGHT, JULIAN | | | |
| 05:11 | GOOD! JUMPER by MOON, JAMARIO | 52-49 | H 3 | |
| 05:11 | ASSIST by TAYLOR, MIKE | | | |
| 04:54 | | 55-49 | H 6 | GOOD! 3PTR by GREENE, DONTE |
| 04:54 | | | | ASSIST by BIBBY, MIKE |
| 04:45 | MISSED JUMPER by MOON, JAMARIO | | | |
| 04:41 | | | | REBOUND (DEF) by JONES, DAHNTAY |
| 04:38 | MISSED LAYUP by WRIGHT, JULIAN | | | |
| 04:35 | | | | REBOUND (DEF) by GREENE, DONTE |
| 04:31 | | 58-49 | H 9 | GOOD! 3PTR by BIBBY, MIKE |
| 04:15 | GOOD! LAYUP by MOON, JAMARIO | 58-51 | H 7 | |
| 04:15 | ASSIST by TAYLOR, MIKE | | | |
| 04:04 | | | | MISSED JUMPER by GREENE, DONTE |
| 03:59 | REBOUND (DEF) by MOON, JAMARIO | | | |
| 03:56 | MISSED LAYUP by TAYLOR, MIKE | | | |
| 03:53 | | | | REBOUND (DEF) by BIBBY, MIKE |
| 03:46 | FOUL (PERSONAL) by WRIGHT, JULIAN | | | |
| 03:17 | | 60-51 | H 9 | GOOD! DUNK by JOHNSON, AMIR |
| 03:17 | | | | ASSIST by BIBBY, MIKE |
| 03:02 | TURNOVER (BADPASS) by ANDERSON, ALAN | | | |
| 03:02 | | | | STEAL by BIBBY, MIKE |
| 02:56 | | 62-51 | H 11 | GOOD! DUNK by JOHNSON, AMIR |
| 02:56 | | | | ASSIST by BIBBY, MIKE |
| 02:51 | TIMEOUT 30SEC | | | |
| 02:43 | | | | FOUL (PERSONAL) by TAYLOR, JERMAINE |
| 02:11 | GOOD! LAYUP by O'BRYANT, PATRICK | 62-53 | H 9 | |
| 02:11 | ASSIST by TAYLOR, MIKE | | | |
| 02:03 | | | | FOUL (PERSONAL) by TAYLOR, JERMAINE |
| 01:59 | GOOD! FT by O'BRYANT, PATRICK | 62-54 | H 8 | |
| 01:52 | | 64-54 | H 10 | GOOD! LAYUP by GREENE, DONTE [PNT] |
| 01:52 | FOUL (PERSONAL) by ANDERSON, ALAN | | | |
| 01:52 | | | | MISSED FT by GREENE, DONTE |
| 01:51 | REBOUND (DEF) by MOON, JAMARIO | | | |
| 01:43 | GOOD! 3PTR by O'BRYANT, PATRICK | 64-57 | H 7 | |
| 01:43 | ASSIST by MOON, JAMARIO | | | |
| 01:36 | | | | TURNOVER (TRAVEL) by JOHNSON, AMIR |
| 01:32 | GOOD! 3PTR by MOON, JAMARIO | 64-60 | H 4 | |
| 01:32 | ASSIST by O'BRYANT, PATRICK | | | |
| 01:22 | | | | MISSED LAYUP by TAYLOR, JERMAINE |
| 01:19 | REBOUND (DEF) by O'BRYANT, PATRICK | | | |
| 01:17 | GOOD! 3PTR by MOON, JAMARIO | 64-63 | H 1 | |
| 01:17 | ASSIST by O'BRYANT, PATRICK | | | |
| 01:08 | | | | MISSED 3PTR by GREENE, DONTE |
| 01:05 | REBOUND (DEF) by ANDERSON, ALAN | | | |
| 01:02 | MISSED JUMPER by MOON, JAMARIO | | | |
| 00:59 | REBOUND (OFF) by ANDERSON, ALAN | | | |
| 00:57 | MISSED 3PTR by ANDERSON, ALAN | | | |
| 00:54 | | | | REBOUND (DEF) by JOHNSON, AMIR |

| Time | VISITORS: Toronto5 | Score | Margin | HOME: Sacramento5 |
|-------|------------------------------------|-------|--------|--------------------------------------|
| 00:52 | | | | MISSED 3PTR by TAYLOR, JERMAINE |
| 00:50 | REBOUND (DEF) by MOON, JAMARIO | | | |
| 00:44 | MISSED JUMPER by O'BRYANT, PATRICK | | | |
| 00:41 | | | | REBOUND (DEF) by JOHNSON, AMIR |
| 00:37 | | | | TURNOVER (TRAVEL) by GREENE, DONTE |
| 00:31 | MISSED 3PTR by O'BRYANT, PATRICK | | | |
| 00:28 | | | | REBOUND (DEF) by JOHNSON, AMIR |
| 00:18 | | | | TURNOVER (LOSTBALL) by JOHNSON, AMIR |
| 00:18 | STEAL by O'BRYANT, PATRICK | | | |
| 00:12 | | | | FOUL (PERSONAL) by TAYLOR, JERMAINE |
| 00:07 | MISSED 3PTR by ANDERSON, ALAN | | | |
| 00:03 | | | | REBOUND (DEF) by GREENE, DONTE |

Toronto5 63, Sacramento5 64

| Points from (This Period) | TOR | SAC |
|---------------------------|-----|-----|
| In the Paint | 4 | 8 |
| Off Turns | 5 | 2 |
| 2nd Chance | 0 | 0 |
| Fast Break | 2 | 0 |
| Bench | 0 | 0 |

Official Box Score
Toronto5 vs Sacramento5
Fourth Quarter Statistics Only
July 29, 2020



Toronto5 11

| No. | Player | S | Pts | FG | 3FG | FT | OR | DR | TR | PF | A | TO | Blk | Stl | Min | +/- |
|---------------|-------------------|---|-----------|-------------|------------|------------|----------|----------|----------|----------|----------|----------|----------|----------|-----------|-----|
| 06 | ANDERSON, ALAN | * | 2 | 1-2 | 0-1 | 0-0 | 1 | 0 | 1 | 4 | 0 | 0 | 0 | 0 | 9 | -6 |
| 13 | O'BRYANT, PATRICK | * | 0 | 0-2 | 0-0 | 0-0 | 0 | 4 | 4 | 1 | 1 | 0 | 0 | 1 | 9 | -6 |
| 30 | WRIGHT, JULIAN | * | 0 | 0-0 | 0-0 | 0-0 | 0 | 0 | 0 | 0 | 0 | 0 | 0 | 0 | 9 | -6 |
| 33 | MOON, JAMARIO | * | 0 | 0-2 | 0-1 | 0-0 | 0 | 1 | 1 | 4 | 0 | 1 | 0 | 1 | 9 | -6 |
| 88 | TAYLOR, MIKE | * | 9 | 4-6 | 1-3 | 0-0 | 0 | 0 | 0 | 0 | 0 | 1 | 0 | 0 | 9 | -6 |
| TEAM | | | | | | | 0 | 0 | 0 | 0 | | 0 | | | | |
| TOTALS | | | 11 | 5-12 | 1-5 | 0-0 | 1 | 5 | 6 | 9 | 1 | 2 | 0 | 2 | 45 | |

Shooting By Period

| Period | FG | FG% | 3FG | 3FG% | FT | FT% |
|--------|-------|-------|-------|-------|-------|-------|
| Game | 26-61 | 42.6% | 10-25 | 40.0% | 12-14 | 85.7% |

Deadball Rebounds: 1,0

Sacramento5 17

| No. | Player | S | Pts | FG | 3FG | FT | OR | DR | TR | PF | A | TO | Blk | Stl | Min | +/- |
|---------------|------------------|---|-----------|-------------|------------|------------|----------|----------|----------|----------|----------|----------|----------|----------|-----------|-----|
| 01 | TAYLOR, JERMAINE | * | 0 | 0-0 | 0-0 | 0-0 | 0 | 0 | 0 | 0 | 0 | 0 | 0 | 0 | 9 | 6 |
| 10 | BIBBY, MIKE | * | 3 | 1-1 | 1-1 | 0-0 | 0 | 2 | 2 | 1 | 0 | 1 | 0 | 0 | 9 | 6 |
| 15 | JOHNSON, AMIR | * | 4 | 2-2 | 0-0 | 0-0 | 0 | 1 | 1 | 1 | 0 | 0 | 0 | 0 | 9 | 6 |
| 20 | GREENE, DONTE | * | 4 | 1-4 | 1-3 | 1-2 | 1 | 3 | 4 | 1 | 2 | 1 | 0 | 1 | 9 | 6 |
| 30 | JONES, DAHNTAY | * | 6 | 1-3 | 1-2 | 3-4 | 1 | 0 | 1 | 2 | 1 | 0 | 0 | 1 | 9 | 6 |
| TEAM | | | | | | | 0 | 0 | 0 | 0 | | 0 | | | | |
| TOTALS | | | 17 | 5-10 | 3-6 | 4-6 | 2 | 6 | 8 | 5 | 3 | 2 | 0 | 2 | 45 | |

Shooting By Period

| Period | FG | FG% | 3FG | 3FG% | FT | FT% |
|--------|-------|-------|-------|-------|-------|-------|
| Game | 27-59 | 45.8% | 13-27 | 48.1% | 14-17 | 82.4% |

Deadball Rebounds: 0,0

Game Notes:

Officials: , ,

Start Time: **08:42 PM ET**

End Time: **09:43 PM ET**

Game Duration: **1:01**

Neutral Court;

| Score | 1st | 2nd | 3rd | 4th | TOT |
|-------|-----|-----|-----|-----|-----------|
| TOR | 30 | 15 | 18 | 11 | 74 |
| SAC | 20 | 26 | 18 | 17 | 81 |

| Points from (This Period) | TOR | SAC |
|---------------------------|-----|-----|
| In the Paint | 6 | 4 |
| Off Turns | 0 | 3 |
| 2nd Chance | 0 | 3 |
| Fast Break | 0 | 1 |
| Bench | 0 | 0 |

Official Play-By-Play
Toronto5 vs Sacramento5
Fourth Quarter
July 29, 2020



Period 4

Starters:

Toronto5: 30 WRIGHT,JULIAN; 88 TAYLOR,MIKE ; 6 ANDERSON,ALAN; 13 O'BRYANT,PATRICK; 33 MOON,JAMARIO;

Sacramento5: 10 BIBBY,MIKE; 1 TAYLOR,JERMAINE ; 15 JOHNSON,AMIR; 30 JONES,DAHNTAY; 20 GREENE,DONTE ;

| Time | VISITORS: Toronto5 | Score | Margin | HOME: Sacramento5 |
|-------|--------------------------------------|-------|--------|-------------------------------------|
| 08:39 | FOUL (PERSONAL) by ANDERSON, ALAN | | | |
| 08:14 | | 65-63 | H 2 | GOOD! FT by JONES, DAHNTAY [FB] |
| 08:01 | | | | MISSED FT by JONES, DAHNTAY |
| 07:58 | REBOUND (DEF) by MOON, JAMARIO | | | |
| 07:56 | MISSED 3PTR by TAYLOR, MIKE | | | |
| 07:54 | REBOUND (OFF) by ANDERSON, ALAN | | | |
| 07:51 | | | | FOUL (PERSONAL) by JONES, DAHNTAY |
| 07:35 | | | | FOUL (PERSONAL) by BIBBY, MIKE |
| 07:18 | MISSED 3PTR by MOON, JAMARIO | | | |
| 07:14 | | | | REBOUND (DEF) by BIBBY, MIKE |
| 07:02 | | 68-63 | H 5 | GOOD! 3PTR by BIBBY, MIKE |
| 07:02 | | | | ASSIST by GREENE, DONTE |
| 06:41 | | | | FOUL (PERSONAL) by JONES, DAHNTAY |
| 06:18 | GOOD! LAYUP by ANDERSON, ALAN | 68-65 | H 3 | |
| 06:01 | FOUL (PERSONAL) by ANDERSON, ALAN | | | |
| 05:37 | FOUL (PERSONAL) by MOON, JAMARIO | | | |
| 05:17 | | 69-65 | H 4 | GOOD! FT by JONES, DAHNTAY |
| 04:55 | | 70-65 | H 5 | GOOD! FT by JONES, DAHNTAY |
| 04:46 | | | | FOUL (PERSONAL) by GREENE, DONTE |
| 04:20 | GOOD! LAYUP by TAYLOR, MIKE | 70-67 | H 3 | |
| 04:00 | | | | MISSED JUMPER by JONES, DAHNTAY |
| 03:58 | REBOUND (DEF) by O'BRYANT, PATRICK | | | |
| 03:50 | TURNOVER (LOSTBALL) by TAYLOR, MIKE | | | |
| 03:50 | | | | STEAL by JONES, DAHNTAY |
| 03:46 | | 72-67 | H 5 | GOOD! DUNK by JOHNSON, AMIR |
| 03:28 | GOOD! JUMPER by TAYLOR, MIKE | 72-69 | H 3 | |
| 03:06 | | | | MISSED 3PTR by GREENE, DONTE |
| 03:03 | REBOUND (DEF) by O'BRYANT, PATRICK | | | |
| 02:57 | MISSED JUMPER by MOON, JAMARIO | | | |
| 02:52 | | | | REBOUND (DEF) by GREENE, DONTE |
| 02:49 | | 74-69 | H 5 | GOOD! LAYUP by JOHNSON, AMIR [PNT] |
| 02:49 | | | | ASSIST by GREENE, DONTE |
| 02:36 | TURNOVER (LOSTBALL) by MOON, JAMARIO | | | |
| 02:36 | | | | STEAL by GREENE, DONTE |
| 02:28 | FOUL (PERSONAL) by ANDERSON, ALAN | | | |
| 02:13 | FOUL (TECH) by ANDERSON, ALAN | | | |
| 02:08 | | 75-69 | H 6 | GOOD! FT by GREENE, DONTE |
| 01:56 | | | | MISSED 3PTR by GREENE, DONTE |
| 01:53 | REBOUND (DEF) by O'BRYANT, PATRICK | | | |
| 01:48 | MISSED 3PTR by ANDERSON, ALAN | | | |
| 01:45 | | | | REBOUND (DEF) by GREENE, DONTE |
| 01:42 | | | | FOUL (PERSONAL) by JOHNSON, AMIR |
| 01:40 | GOOD! 3PTR by TAYLOR, MIKE | 75-72 | H 3 | |
| 01:40 | ASSIST by O'BRYANT, PATRICK | | | |
| 01:21 | FOUL (PERSONAL) by MOON, JAMARIO | | | |
| 01:19 | | | | MISSED 3PTR by JONES, DAHNTAY |
| 01:14 | REBOUND (DEF) by O'BRYANT, PATRICK | | | |
| 01:12 | MISSED 3PTR by TAYLOR, MIKE | | | |
| 01:10 | | | | REBOUND (DEF) by JOHNSON, AMIR |
| 01:05 | | | | TURNOVER (BADPASS) by BIBBY, MIKE |
| 01:05 | STEAL by MOON, JAMARIO | | | |
| 00:58 | MISSED JUMPER by O'BRYANT, PATRICK | | | |
| 00:54 | | | | REBOUND (DEF) by BIBBY, MIKE |
| 00:52 | | 78-72 | H 6 | GOOD! 3PTR by GREENE, DONTE |
| 00:52 | | | | ASSIST by JONES, DAHNTAY |
| 00:52 | TIMEOUT 30SEC | | | |
| 00:45 | GOOD! LAYUP by TAYLOR, MIKE | 78-74 | H 4 | |
| 00:35 | | | | TURNOVER (BADPASS) by GREENE, DONTE |
| 00:35 | STEAL by O'BRYANT, PATRICK | | | |
| 00:33 | MISSED JUMPER by O'BRYANT, PATRICK | | | |
| 00:31 | | | | REBOUND (DEF) by GREENE, DONTE |
| 00:20 | | | | MISSED JUMPER by GREENE, DONTE |
| 00:16 | | | | REBOUND (OFF) by GREENE, DONTE |
| 00:12 | FOUL (PERSONAL) by MOON, JAMARIO | | | |
| 00:08 | FOUL (PERSONAL) by O'BRYANT, PATRICK | | | |
| 00:08 | FOUL (PERSONAL) by MOON, JAMARIO | | | |
| 00:08 | | | | MISSED FT by GREENE, DONTE |
| 00:06 | | | | REBOUND (OFF) by JONES, DAHNTAY |
| 00:02 | | 81-74 | H 7 | GOOD! 3PTR by JONES, DAHNTAY |

Toronto5 74, Sacramento5 81

| Points from (This Period) | TOR | SAC |
|---------------------------|-----|-----|
| In the Paint | 6 | 4 |
| Off Turns | 0 | 3 |
| 2nd Chance | 0 | 3 |
| Fast Break | 0 | 1 |
| Bench | 0 | 0 |

Official Scoring/Possession Reference Chart
Toronto5 vs Sacramento5
Period 1
July 29, 2020



Period 1

Starters:

Toronto5: 30 WRIGHT, JULIAN; 88 TAYLOR, MIKE ; 6 ANDERSON, ALAN; 13 O'BRYANT, PATRICK; 33 MOON, JAMARIO;

Sacramento5: 10 BIBBY, MIKE; 1 TAYLOR, JERMAINE ; 15 JOHNSON, AMIR; 30 JONES, DAHNTAY; 20 GREENE, DONTE ;

| Time | VISITORS: Toronto5 | Score | Margin | HOME: Sacramento5 |
|-------|-------------------------------------|-------|--------|--------------------------------|
| 08:26 | | 3-0 | H 3 | GOOD! 3PTR by BIBBY, MIKE |
| 08:12 | GOOD! JUMPER by MOON, JAMARIO [PNT] | 3-2 | H 1 | |
| 07:53 | GOOD! FT by MOON, JAMARIO | 3-3 | T | |
| 07:10 | | 5-3 | H 2 | GOOD! JUMPER by GREENE, DONTE |
| 06:50 | | 6-3 | H 3 | GOOD! FT by GREENE, DONTE |
| 06:26 | | 8-3 | H 5 | GOOD! LAYUP by JONES, DAHNTAY |
| 05:48 | GOOD! 3PTR by TAYLOR, MIKE | 8-6 | H 2 | |
| 05:14 | | 11-6 | H 5 | GOOD! 3PTR by BIBBY, MIKE |
| 05:03 | GOOD! 3PTR by TAYLOR, MIKE | 11-9 | H 2 | |
| 04:34 | GOOD! 3PTR by TAYLOR, MIKE | 11-12 | V 1 | |
| 04:20 | | 13-12 | H 1 | GOOD! LAYUP by JONES, DAHNTAY |
| 04:06 | GOOD! 3PTR by TAYLOR, MIKE | 13-15 | V 2 | |
| 03:32 | | 14-15 | V 1 | GOOD! FT by GREENE, DONTE |
| 03:16 | | 15-15 | T | GOOD! FT by GREENE, DONTE |
| 02:36 | GOOD! LAYUP by TAYLOR, MIKE | 15-17 | V 2 | |
| 02:17 | GOOD! 3PTR by TAYLOR, MIKE | 15-20 | V 5 | |
| 01:51 | | 18-20 | V 2 | GOOD! 3PTR by TAYLOR, JERMAINE |
| 01:44 | GOOD! LAYUP by TAYLOR, MIKE | 18-22 | V 4 | |
| 00:56 | GOOD! 3PTR by ANDERSON, ALAN | 18-25 | V 7 | |
| 00:33 | | 19-25 | V 6 | GOOD! FT by GREENE, DONTE [FB] |
| 00:33 | | 20-25 | V 5 | GOOD! FT by GREENE, DONTE [FB] |
| 00:26 | GOOD! LAYUP by TAYLOR, MIKE | 20-27 | V 7 | |
| 00:07 | GOOD! FT by O'BRYANT, PATRICK | 20-28 | V 8 | |
| 00:07 | GOOD! FT by O'BRYANT, PATRICK | 20-29 | V 9 | |
| 00:07 | GOOD! FT by O'BRYANT, PATRICK | 20-30 | V 10 | |

Toronto5 30, Sacramento5 20

Official Scoring/Possession Reference Chart
Toronto5 vs Sacramento5
Period 2
July 29, 2020



Period 2

Starters:

Toronto5: 30 WRIGHT,JULIAN; 88 TAYLOR,MIKE ; 6 ANDERSON,ALAN; 13 O'BRYANT,PATRICK; 33 MOON,JAMARIO;
Sacramento5: 10 BIBBY,MIKE; 1 TAYLOR,JERMAINE ; 15 JOHNSON,AMIR; 30 JONES,DAHNTAY; 20 GREENE,DONTE ;

| Time | VISITORS: Toronto5 | Score | Margin | HOME: Sacramento5 |
|-------|--------------------------------|-------|--------|-------------------------------------|
| 08:11 | GOOD! FT by ANDERSON, ALAN | 20-31 | V 11 | |
| 08:08 | GOOD! FT by ANDERSON, ALAN | 20-32 | V 12 | |
| 07:52 | | 22-32 | V 10 | GOOD! JUMPER by GREENE, DONTE |
| 07:10 | GOOD! FT by ANDERSON, ALAN | 22-33 | V 11 | |
| 06:30 | GOOD! LAYUP by MOON, JAMARIO | 22-35 | V 13 | |
| 06:12 | | 25-35 | V 10 | GOOD! 3PTR by JONES, DAHNTAY |
| 05:47 | | 27-35 | V 8 | GOOD! JUMPER by GREENE, DONTE [PNT] |
| 05:26 | | 28-35 | V 7 | GOOD! FT by GREENE, DONTE |
| 05:10 | GOOD! JUMPER by MOON, JAMARIO | 28-37 | V 9 | |
| 04:46 | | 31-37 | V 6 | GOOD! 3PTR by BIBBY, MIKE |
| 04:27 | GOOD! JUMPER by MOON, JAMARIO | 31-39 | V 8 | |
| 04:13 | | 34-39 | V 5 | GOOD! 3PTR by GREENE, DONTE |
| 03:47 | GOOD! FT by TAYLOR, MIKE | 34-40 | V 6 | |
| 03:35 | GOOD! FT by TAYLOR, MIKE | 34-41 | V 7 | |
| 03:23 | | 36-41 | V 5 | GOOD! LAYUP by GREENE, DONTE |
| 02:53 | GOOD! LAYUP by WRIGHT, JULIAN | 36-43 | V 7 | |
| 02:40 | | 38-43 | V 5 | GOOD! JUMPER by GREENE, DONTE |
| 02:16 | | 39-43 | V 4 | GOOD! FT by GREENE, DONTE |
| 01:53 | GOOD! JUMPER by WRIGHT, JULIAN | 39-45 | V 6 | |
| 01:04 | | 41-45 | V 4 | GOOD! LAYUP by GREENE, DONTE |
| 00:21 | | 42-45 | V 3 | GOOD! FT by JONES, DAHNTAY |
| 00:21 | | 43-45 | V 2 | GOOD! FT by JONES, DAHNTAY |
| 00:05 | | 46-45 | H 1 | GOOD! 3PTR by BIBBY, MIKE |

Toronto5 45, Sacramento5 46

Official Scoring/Possession Reference Chart
Toronto5 vs Sacramento5
Period 3
July 29, 2020



Period 3

Starters:

Toronto5: 30 WRIGHT,JULIAN; 88 TAYLOR,MIKE ; 6 ANDERSON,ALAN; 13 O'BRYANT,PATRICK; 33 MOON,JAMARIO;

Sacramento5: 10 BIBBY,MIKE; 1 TAYLOR,JERMAINE ; 15 JOHNSON,AMIR; 30 JONES,DAHNTAY; 20 GREENE,DONTE ;

| Time | VISITORS: Toronto5 | Score | Margin | HOME: Sacramento5 |
|-------|----------------------------------|-------|--------|------------------------------------|
| 08:02 | GOOD! FT by TAYLOR, MIKE [FB] | 46-46 | T | |
| 07:52 | GOOD! FT by TAYLOR, MIKE [FB] | 46-47 | V 1 | |
| 07:39 | | 48-47 | H 1 | GOOD! LAYUP by JONES, DAHNTAY |
| 07:07 | | 49-47 | H 2 | GOOD! FT by JONES, DAHNTAY |
| 06:03 | | 52-47 | H 5 | GOOD! 3PTR by BIBBY, MIKE |
| 05:11 | GOOD! JUMPER by MOON, JAMARIO | 52-49 | H 3 | |
| 04:54 | | 55-49 | H 6 | GOOD! 3PTR by GREENE, DONTE |
| 04:31 | | 58-49 | H 9 | GOOD! 3PTR by BIBBY, MIKE |
| 04:15 | GOOD! LAYUP by MOON, JAMARIO | 58-51 | H 7 | |
| 03:17 | | 60-51 | H 9 | GOOD! DUNK by JOHNSON, AMIR |
| 02:56 | | 62-51 | H 11 | GOOD! DUNK by JOHNSON, AMIR |
| 02:11 | GOOD! LAYUP by O'BRYANT, PATRICK | 62-53 | H 9 | |
| 01:59 | GOOD! FT by O'BRYANT, PATRICK | 62-54 | H 8 | |
| 01:52 | | 64-54 | H 10 | GOOD! LAYUP by GREENE, DONTE [PNT] |
| 01:43 | GOOD! 3PTR by O'BRYANT, PATRICK | 64-57 | H 7 | |
| 01:32 | GOOD! 3PTR by MOON, JAMARIO | 64-60 | H 4 | |
| 01:17 | GOOD! 3PTR by MOON, JAMARIO | 64-63 | H 1 | |

Toronto5 63, Sacramento5 64

Official Scoring/Possession Reference Chart
Toronto5 vs Sacramento5
Period 4
July 29, 2020



Period 4

Starters:

Toronto5: 30 WRIGHT,JULIAN; 88 TAYLOR,MIKE ; 6 ANDERSON,ALAN; 13 O'BRYANT,PATRICK; 33 MOON,JAMARIO;

Sacramento5: 10 BIBBY,MIKE; 1 TAYLOR,JERMAINE ; 15 JOHNSON,AMIR; 30 JONES,DAHNTAY; 20 GREENE,DONTE ;

| Time | VISITORS: Toronto5 | Score | Margin | HOME: Sacramento5 |
|-------|-------------------------------|-------|--------|------------------------------------|
| 08:14 | | 65-63 | H 2 | GOOD! FT by JONES, DAHNTAY [FB] |
| 07:02 | | 68-63 | H 5 | GOOD! 3PTR by BIBBY, MIKE |
| 06:18 | GOOD! LAYUP by ANDERSON, ALAN | 68-65 | H 3 | |
| 05:17 | | 69-65 | H 4 | GOOD! FT by JONES, DAHNTAY |
| 04:55 | | 70-65 | H 5 | GOOD! FT by JONES, DAHNTAY |
| 04:20 | GOOD! LAYUP by TAYLOR, MIKE | 70-67 | H 3 | |
| 03:46 | | 72-67 | H 5 | GOOD! DUNK by JOHNSON, AMIR |
| 03:28 | GOOD! JUMPER by TAYLOR, MIKE | 72-69 | H 3 | |
| 02:49 | | 74-69 | H 5 | GOOD! LAYUP by JOHNSON, AMIR [PNT] |
| 02:08 | | 75-69 | H 6 | GOOD! FT by GREENE, DONTE |
| 01:40 | GOOD! 3PTR by TAYLOR, MIKE | 75-72 | H 3 | |
| 00:52 | | 78-72 | H 6 | GOOD! 3PTR by GREENE, DONTE |
| 00:45 | GOOD! LAYUP by TAYLOR, MIKE | 78-74 | H 4 | |
| 00:02 | | 81-74 | H 7 | GOOD! 3PTR by JONES, DAHNTAY |

Toronto5 74, Sacramento5 81

Official Substitutions Log
Toronto5 vs Sacramento5
Period 1
July 29, 2020



| VISITORS: Toronto5 | | Time | Score | HOME: Sacramento5 |
|----------------------|--|------|-------|--------------------|
| 30 WRIGHT, JULIAN | | | | 10 BIBBY, MIKE |
| 88 TAYLOR, MIKE | | | | 1 TAYLOR, JERMAINE |
| 6 ANDERSON, ALAN | | | | 15 JOHNSON, AMIR |
| 13 O'BRYANT, PATRICK | | | | 30 JONES, DAHNTAY |
| 33 MOON, JAMARIO | | | | 20 GREENE, DONTÉ |

Toronto5 30, Sacramento5 20

Official Substitutions Log
Toronto5 vs Sacramento5
Period 2
July 29, 2020



| VISITORS: Toronto5 | | Time | Score | HOME: Sacramento5 |
|----------------------|--|------|-------|--------------------|
| 30 WRIGHT, JULIAN | | | | 10 BIBBY, MIKE |
| 88 TAYLOR, MIKE | | | | 1 TAYLOR, JERMAINE |
| 6 ANDERSON, ALAN | | | | 15 JOHNSON, AMIR |
| 13 O'BRYANT, PATRICK | | | | 30 JONES, DAHNTAY |
| 33 MOON, JAMARIO | | | | 20 GREENE, DONTÉ |

Toronto5 45, Sacramento5 46

Official Substitutions Log
Toronto5 vs Sacramento5
Period 3
July 29, 2020



| VISITORS: Toronto5 | | Time | Score | HOME: Sacramento5 |
|----------------------|--|------|-------|--------------------|
| 30 WRIGHT, JULIAN | | | | 10 BIBBY, MIKE |
| 88 TAYLOR, MIKE | | | | 1 TAYLOR, JERMAINE |
| 6 ANDERSON, ALAN | | | | 15 JOHNSON, AMIR |
| 13 O'BRYANT, PATRICK | | | | 30 JONES, DAHNTAY |
| 33 MOON, JAMARIO | | | | 20 GREENE, DONTÉ |

Toronto5 63, Sacramento5 64

Official Substitutions Log
Toronto5 vs Sacramento5
Period 4
July 29, 2020



| VISITORS: Toronto5 | | Time | Score | HOME: Sacramento5 |
|----------------------|--|------|-------|--------------------|
| 30 WRIGHT, JULIAN | | | | 10 BIBBY, MIKE |
| 88 TAYLOR, MIKE | | | | 1 TAYLOR, JERMAINE |
| 6 ANDERSON, ALAN | | | | 15 JOHNSON, AMIR |
| 13 O'BRYANT, PATRICK | | | | 30 JONES, DAHNTAY |
| 33 MOON, JAMARIO | | | | 20 GREENE, DONTÉ |

Toronto5 74, Sacramento5 81

Official Shot Chart
Toronto5 vs Sacramento5
 PERIOD 1 Shots
 July 29, 2020

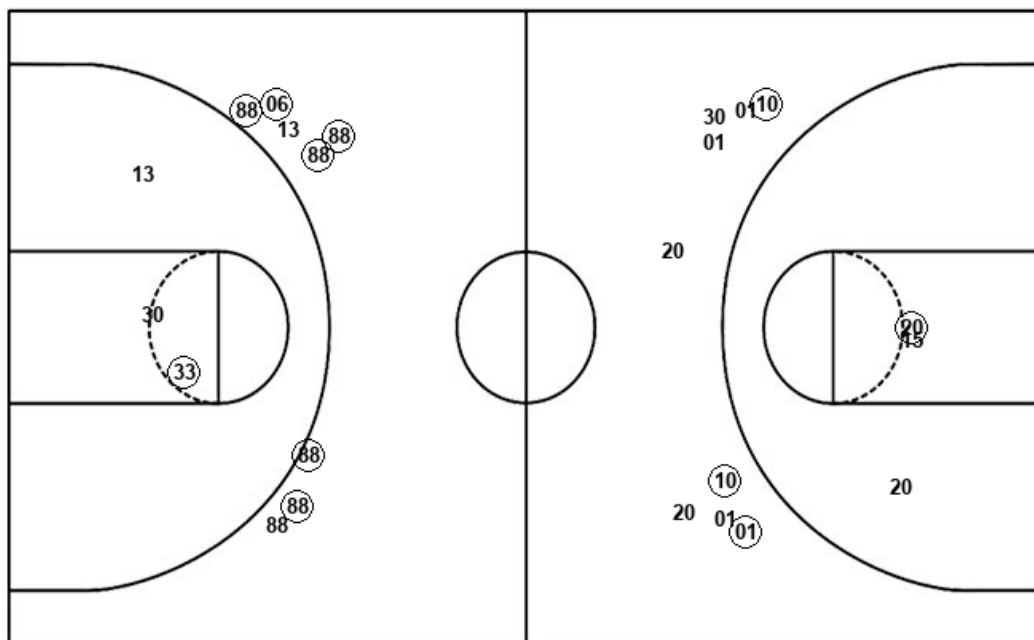
stat**broadcast**

Sacramento5

Toronto5

Layups
 (30) (30) 01 30 01
 01

Dunks





Layups
 33 (88) 06 (88) 06
 88 (88)

Dunks

| SAC : Period 1 | Made | Att | Pct |
|--------------------------|----------|-----------|-------------|
| Layups | 2 | 6 | 33.3 |
| Dunks | 0 | 0 | 0 |
| 2PT Field Goals | 3 | 9 | 33.3 |
| 3PT Field Goals | 3 | 9 | 33.3 |
| Total Field Goals | 6 | 18 | 33.3 |

| TOR : Period 1 | Made | Att | Pct |
|--------------------------|-----------|-----------|-------------|
| Layups | 3 | 7 | 42.9 |
| Dunks | 0 | 0 | 0 |
| 2PT Field Goals | 4 | 10 | 40.0 |
| 3PT Field Goals | 6 | 8 | 75.0 |
| Total Field Goals | 10 | 18 | 55.6 |

stat**broadcast**

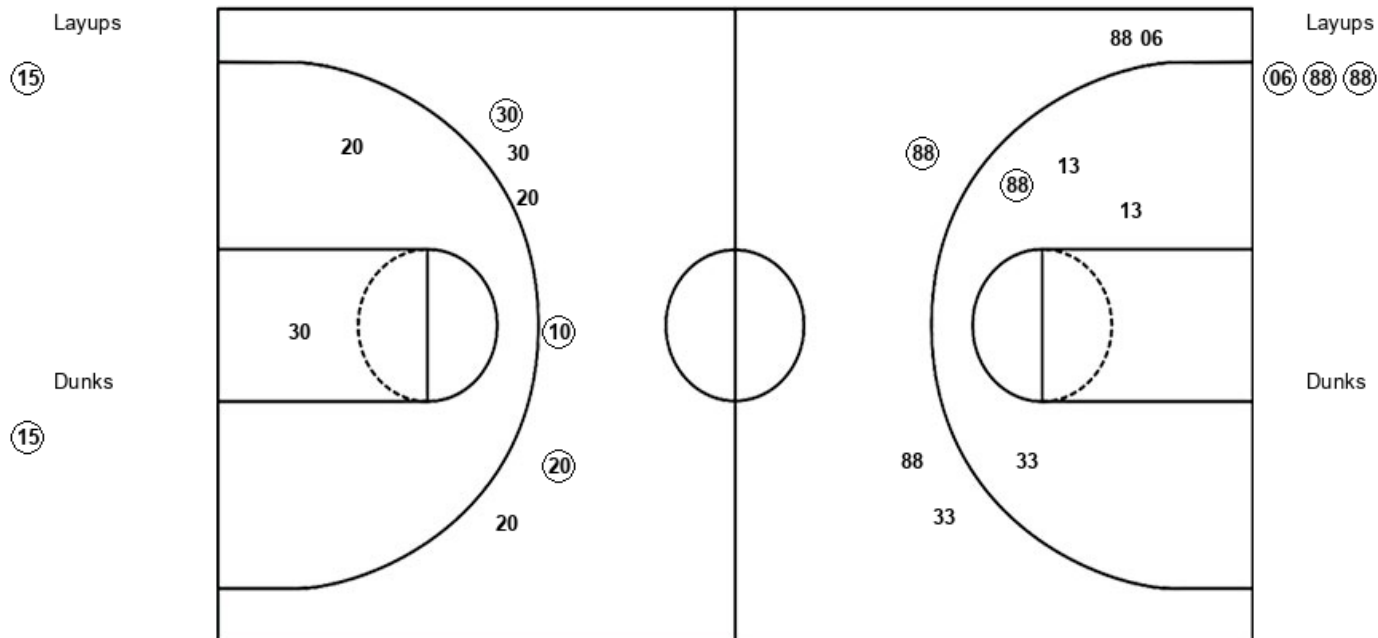
stat**broadcast**

Official Shot Chart
Toronto5 vs Sacramento5
 PERIOD 4 Shots
 July 29, 2020

stat**broadcast**

Sacramento5

Toronto5



| SAC : Period 4 | Made | Att | Pct |
|--------------------------|----------|-----------|-------------|
| Layups | 1 | 1 | 100.0 |
| Dunks | 1 | 1 | 100.0 |
| 2PT Field Goals | 2 | 4 | 50.0 |
| 3PT Field Goals | 3 | 6 | 50.0 |
| Total Field Goals | 5 | 10 | 50.0 |

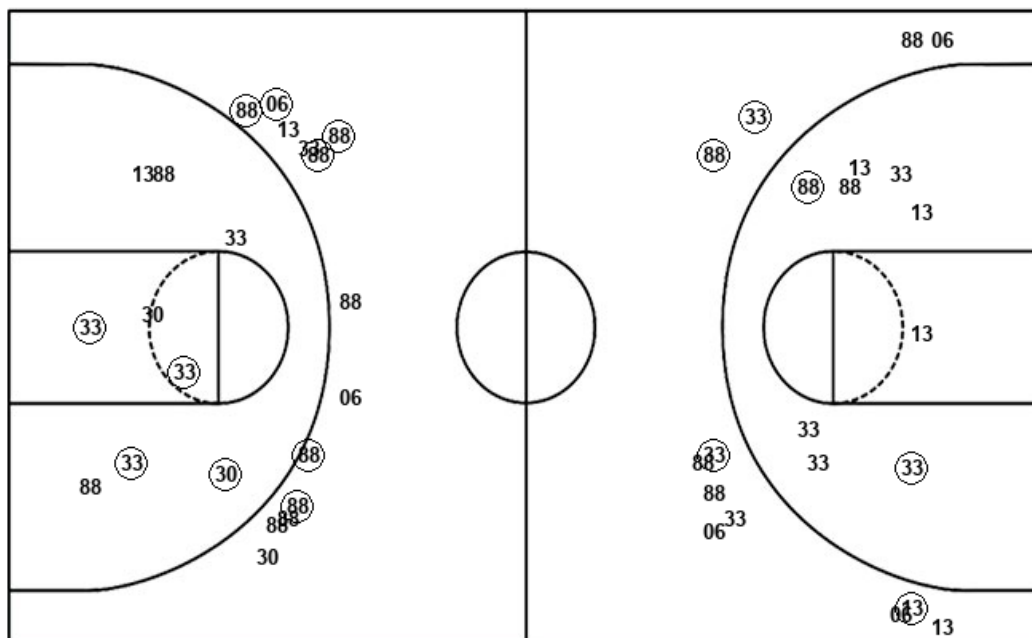
| TOR : Period 4 | Made | Att | Pct |
|--------------------------|----------|-----------|-------------|
| Layups | 3 | 3 | 100.0 |
| Dunks | 0 | 0 | 0 |
| 2PT Field Goals | 4 | 7 | 57.1 |
| 3PT Field Goals | 1 | 5 | 20.0 |
| Total Field Goals | 5 | 12 | 41.7 |

Official Shot Chart
Toronto5 vs Sacramento5
Toronto5 Team Shots
July 29, 2020

statbroadcast

Layups

Dunks



Layups

Dunks

| TOR : Period 1 | Made | Att | Pct |
|--------------------------|-----------|-----------|-------------|
| Layups | 3 | 7 | 42.9 |
| Dunks | 0 | 0 | 0 |
| 2PT Field Goals | 4 | 10 | 40.0 |
| 3PT Field Goals | 6 | 8 | 75.0 |
| Total Field Goals | 10 | 18 | 55.6 |

| TOR : Period 3 | Made | Att | Pct |
|--------------------------|----------|-----------|-------------|
| Layups | 2 | 4 | 50.0 |
| Dunks | 0 | 0 | 0 |
| 2PT Field Goals | 3 | 9 | 33.3 |
| 3PT Field Goals | 3 | 7 | 42.9 |
| Total Field Goals | 6 | 16 | 37.5 |

| TOR : Period 2 | Made | Att | Pct |
|--------------------------|----------|-----------|-------------|
| Layups | 2 | 4 | 50.0 |
| Dunks | 0 | 0 | 0 |
| 2PT Field Goals | 5 | 10 | 50.0 |
| 3PT Field Goals | 0 | 5 | 00.0 |
| Total Field Goals | 5 | 15 | 33.3 |

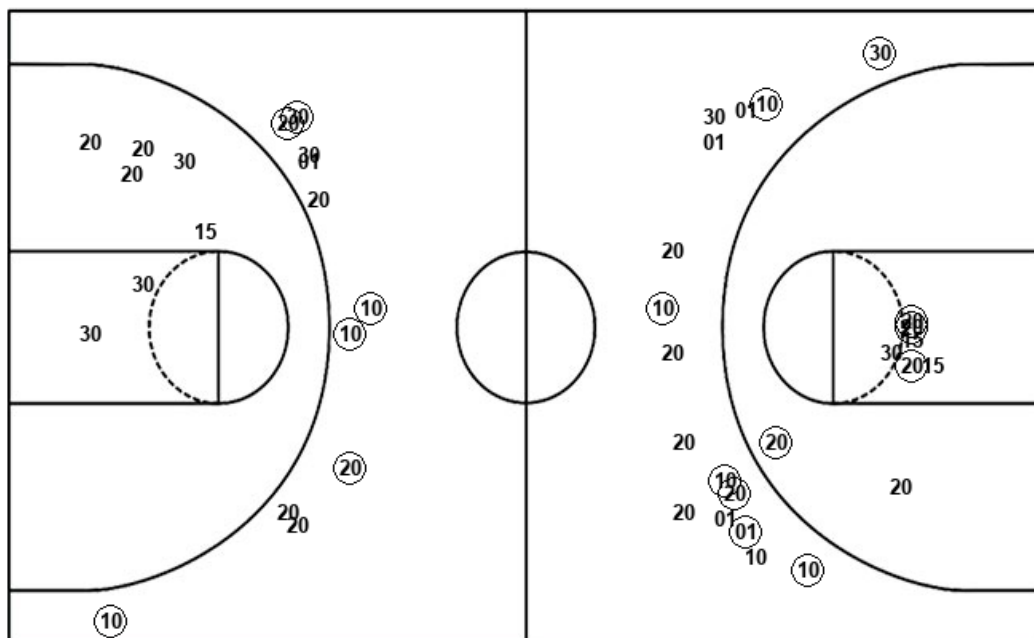
| TOR : Period 4 | Made | Att | Pct |
|--------------------------|----------|-----------|-------------|
| Layups | 3 | 3 | 100.0 |
| Dunks | 0 | 0 | 0 |
| 2PT Field Goals | 4 | 7 | 57.1 |
| 3PT Field Goals | 1 | 5 | 20.0 |
| Total Field Goals | 5 | 12 | 41.7 |

Official Shot Chart
Toronto5 vs Sacramento5
Sacramento5 Team Shots
July 29, 2020

stat**broadcast**

Layups

Dunks



Layups

Dunks

| SAC : Period 1 | Made | Att | Pct |
|--------------------------|----------|-----------|-------------|
| Layups | 2 | 6 | 33.3 |
| Dunks | 0 | 0 | 0 |
| 2PT Field Goals | 3 | 9 | 33.3 |
| 3PT Field Goals | 3 | 9 | 33.3 |
| Total Field Goals | 6 | 18 | 33.3 |

| SAC : Period 3 | Made | Att | Pct |
|--------------------------|----------|-----------|-------------|
| Layups | 2 | 3 | 66.7 |
| Dunks | 2 | 2 | 100.0 |
| 2PT Field Goals | 4 | 10 | 40.0 |
| 3PT Field Goals | 3 | 5 | 60.0 |
| Total Field Goals | 7 | 15 | 46.7 |

| SAC : Period 2 | Made | Att | Pct |
|--------------------------|----------|-----------|-------------|
| Layups | 2 | 4 | 50.0 |
| Dunks | 0 | 0 | 0 |
| 2PT Field Goals | 5 | 9 | 55.6 |
| 3PT Field Goals | 4 | 7 | 57.1 |
| Total Field Goals | 9 | 16 | 56.3 |

| SAC : Period 4 | Made | Att | Pct |
|--------------------------|----------|-----------|-------------|
| Layups | 1 | 1 | 100.0 |
| Dunks | 1 | 1 | 100.0 |
| 2PT Field Goals | 2 | 4 | 50.0 |
| 3PT Field Goals | 3 | 6 | 50.0 |
| Total Field Goals | 5 | 10 | 50.0 |