

FINAL SCORE**Miami5****69****Toronto5****95****The 5 Tournament**

July 25, 2020 • Orleans Arena

FINAL STATISTICS

Official Box Score
Miami5 vs Toronto5
Game Totals -- Final Statistics
July 25, 2020 at Orleans Arena



Miami5 69

No.	Player	S	Pts	FG	3FG	FT	OR	DR	TR	PF	A	TO	Blk	Stl	Min	+/-
03	SMITH, CRAIG	*	18	7-11	1-2	3-7	1	5	6	1	0	2	0	0	36	-26
07	ARROYO, CARLOS	*	3	1-11	1-9	0-3	3	9	12	3	3	2	0	0	36	-26
15	CHALMERS, MARIO	*	27	9-22	4-17	5-9	2	4	6	3	2	1	0	3	36	-26
22	HITE, ROB	*	6	3-11	0-5	0-0	1	3	4	3	1	1	0	1	36	-26
34	EDWARDS, CORSLEY	*	15	6-12	1-3	2-2	3	7	10	5	0	4	1	3	36	-26
TEAM							1	0	1	0		0				
TOTALS			69	26-67	7-36	10-21	11	28	39	15	6	10	1	7	180	

Shooting By Period

Period	FG	FG%	3FG	3FG%	FT	FT%
1st Qtr	5-14	36%	1-8	13%	2-6	33%
2nd Qtr	4-18	22%	0-9	00%	3-8	38%
3rd Qtr	9-18	50%	2-9	22%	4-5	80%
4th Qtr	8-17	47%	4-10	40%	1-2	50%
1st Half	9-32	28%	1-17	06%	5-14	36%
2nd Half	17-35	49%	6-19	32%	5-7	71%
Game	26-67	38.8%	7-36	19.4%	10-21	47.6%

Deadball Rebounds: 4,0

Last FG: 4th-00:41

Biggest Run: 12-0

Largest lead: By 3 at 1st-08:40

Technical Fouls: #03 SMITH (Class A) @ 2nd - 03:04; #34

EDWARDS (Class A) @ 2nd - 02:00;

Toronto5 95

No.	Player	S	Pts	FG	3FG	FT	OR	DR	TR	PF	A	TO	Blk	Stl	Min	+/-
06	ANDERSON, ALAN	*	18	7-14	3-8	1-1	0	7	7	1	1	3	0	1	36	26
13	O'BRYANT, PATRICK	*	21	8-15	4-10	1-2	2	7	9	2	3	0	3	1	36	26
30	WRIGHT, JULIAN	*	6	3-5	0-0	0-0	1	2	3	2	4	2	0	2	36	26
33	MOON, JAMARIO	*	20	9-17	2-9	0-2	2	13	15	4	7	3	0	2	36	26
88	TAYLOR, MIKE	*	30	12-23	2-10	4-5	6	6	12	7	5	1	0	1	36	26
TEAM							0	1	1	0		0				
TOTALS			95	39-74	11-37	6-10	11	36	47	16	20	9	3	7	180	

Shooting By Period

Period	FG	FG%	3FG	3FG%	FT	FT%
1st Qtr	11-15	73%	3-6	50%	1-3	33%
2nd Qtr	10-22	45%	3-12	25%	4-4	100%
3rd Qtr	10-17	59%	2-7	29%	1-2	50%
4th Qtr	8-20	40%	3-12	25%	0-1	00%
1st Half	21-37	57%	6-18	33%	5-7	71%
2nd Half	18-37	49%	5-19	26%	1-3	33%
Game	39-74	52.7%	11-37	29.7%	6-10	60.0%

Deadball Rebounds: 0,1

Last FG: 4th-01:15

Biggest Run: 19-0

Largest lead: By 37 at 3rd-01:19

Technical Fouls: None.

Game Notes:

Officials: , ,
Attendance: 1

Start Time: 08:17 PM ET

End Time: 09:15 PM ET

Game Duration: 0:57

Score	1st	2nd	3rd	4th	TOT
mia	13	11	24	21	69
tor	26	27	23	19	95

mia led for 0:48. tor led for 33:37.

Game was tied for 1:35.

Times tied: 2 Lead Changes: 1

Points from	mia	tor
In the Paint	30	48
Off Turns	12	13
2nd Chance	2	14
Fast Break	4	0
Bench	0	0

Official Box Score
Miami5 vs Toronto5
First Half Statistics Only
July 25, 2020 at Orleans Arena



Miami5 24

No.	Player	S	Pts	FG	3FG	FT	OR	DR	TR	PF	A	TO	Blk	Stl	Min	+/-
15	CHALMERS, MARIO	*	10	3-10	1-8	3-7	1	3	4	3	2	1	0	2	18	-29
34	EDWARDS, CORSLEY	*	2	1-5	0-1	0-0	1	2	3	2	0	4	0	1	18	-29
22	HITE, ROB	*	2	1-6	0-4	0-0	1	1	2	1	1	0	0	0	18	-29
07	ARROYO, CARLOS	*	0	0-4	0-3	0-3	3	4	7	2	3	1	0	0	18	-29
03	SMITH, CRAIG	*	10	4-7	0-1	2-4	1	2	3	1	0	1	0	0	18	-29
	TEAM		0	0-0	0-0	0-0	1	0	1	0	0	0	0	0	0	
TOTALS			24	9-32	1-17	5-14	8	12	20	9	6	7	0	3	90	

Shooting By Period

Period	FG	FG%	3FG	3FG%	FT	FT%
1st Qtr	5-14	36%	1-8	13%	2-6	33%
2nd Qtr	4-18	22%	0-9	00%	3-8	38%
1st Half	9-32	28%	1-17	06%	5-14	36%
Game	26-67	38.8%	7-36	19.4%	10-21	47.6%

Deadball Rebounds: 4,0

Last FG Half: mia 2nd-05:01

Toronto5 53

No.	Player	S	Pts	FG	3FG	FT	OR	DR	TR	PF	A	TO	Blk	Stl	Min	+/-
33	MOON, JAMARIO	*	14	6-7	2-3	0-1	0	6	6	2	2	2	0	0	18	29
13	O'BRYANT, PATRICK	*	12	5-12	2-8	0-1	2	6	8	0	3	0	3	1	18	29
06	ANDERSON, ALAN	*	8	3-5	1-1	1-1	0	4	4	1	0	0	0	1	18	29
88	TAYLOR, MIKE	*	19	7-13	1-6	4-4	4	2	6	5	3	0	0	1	18	29
30	WRIGHT, JULIAN	*	0	0-0	0-0	0-0	0	1	1	0	3	1	0	1	18	29
	TEAM		0	0-0	0-0	0-0	0	1	1	0	0	0	0	0	0	
TOTALS			53	21-37	6-18	5-7	6	20	26	8	11	3	3	4	90	

Shooting By Period

Period	FG	FG%	3FG	3FG%	FT	FT%
1st Qtr	11-15	73%	3-6	50%	1-3	33%
2nd Qtr	10-22	45%	3-12	25%	4-4	100%
1st Half	21-37	57%	6-18	33%	5-7	71%
Game	39-74	52.7%	11-37	29.7%	6-10	60.0%

Deadball Rebounds: 0,1

Last FG Half: tor 2nd-00:46

Game Notes:

Officials: , ,
Attendance: 1

Start Time: **08:17 PM ET**
End Time: **09:15 PM ET**
Game Duration: **0:57**

Score	1st	2nd	3rd	4th	TOT
mia	13	11	24	21	69
tor	26	27	23	19	95

Points from (This Period)	mia	tor
In the Paint	10	26
Off Turns	2	9
2nd Chance	2	12
Fast Break	0	0
Bench	0	0

Official Box Score
Miami5 vs Toronto5
First Quarter Statistics Only
July 25, 2020 at Orleans Arena



Miami5 13

No.	Player	S	Pts	FG	3FG	FT	OR	DR	TR	PF	A	TO	Blk	Stl	Min	+/-
03	SMITH, CRAIG	*	2	0-0	0-0	2-3	0	1	1	0	0	0	0	0	9	-13
07	ARROYO, CARLOS	*	0	0-1	0-1	0-0	0	0	0	1	2	0	0	0	9	-13
15	CHALMERS, MARIO	*	7	3-8	1-6	0-3	1	2	3	3	2	0	0	2	9	-13
22	HITE, ROB	*	2	1-2	0-1	0-0	0	0	0	1	0	0	0	0	9	-13
34	EDWARDS, CORSLEY	*	2	1-3	0-0	0-0	0	0	0	0	0	1	0	0	9	-13
TEAM							1	0	1	0		0				
TOTALS			13	5-14	1-8	2-6	2	3	5	5	4	1	0	2	45	

Shooting By Period

Period	FG	FG%	3FG	3FG%	FT	FT%
1st Qtr	5-14	36%	1-8	13%	2-6	33%
2nd Qtr	4-18	22%	0-9	00%	3-8	38%
1st Half	5-14	36%	1-8	13%	2-6	33%
1st Half	9-32	28%	1-17	06%	5-14	36%
Game	26-67	38.8%	7-36	19.4%	10-21	47.6%

Deadball Rebounds: 4,0

Toronto5 26

No.	Player	S	Pts	FG	3FG	FT	OR	DR	TR	PF	A	TO	Blk	Stl	Min	+/-
06	ANDERSON, ALAN	*	4	1-1	1-1	1-1	0	0	0	0	0	0	0	0	9	13
13	O'BRYANT, PATRICK	*	7	3-5	1-2	0-1	2	4	6	0	2	0	2	0	9	13
30	WRIGHT, JULIAN	*	0	0-0	0-0	0-0	0	1	1	0	3	0	0	0	9	13
33	MOON, JAMARIO	*	6	3-3	0-0	0-1	0	3	3	2	0	2	0	0	9	13
88	TAYLOR, MIKE	*	9	4-6	1-3	0-0	1	1	2	2	2	0	0	0	9	13
TEAM							0	0	0	0		0				
TOTALS			26	11-15	3-6	1-3	3	9	12	4	7	2	2	0	45	

Shooting By Period

Period	FG	FG%	3FG	3FG%	FT	FT%
1st Qtr	11-15	73%	3-6	50%	1-3	33%
2nd Qtr	10-22	45%	3-12	25%	4-4	100%
1st Half	11-15	73%	3-6	50%	1-3	33%
1st Half	21-37	57%	6-18	33%	5-7	71%
Game	39-74	52.7%	11-37	29.7%	6-10	60.0%

Deadball Rebounds: 0,1

Game Notes:

Officials: , ,
Attendance: 1

Start Time: **08:17 PM ET**
End Time: **09:15 PM ET**
Game Duration: **0:57**

Score	1st	2nd	3rd	4th	TOT
mia	13	11	24	21	69
tor	26	27	23	19	95

Points from (This Period)	mia	tor
In the Paint	2	14
Off Turns	2	0
2nd Chance	0	6
Fast Break	0	0
Bench	0	0

Official Play-By-Play
Miami5 vs Toronto5
First Quarter
July 25, 2020 at Orleans Arena



Period 1

Starters:

Miami5: 15 CHALMERS, MARIO; 34 EDWARDS, CORSLEY; 22 HITE, ROB; 7 ARROYO, CARLOS; 3 SMITH, CRAIG;
Toronto5: 33 MOON, JAMARIO; 13 O'BRYANT, PATRICK; 6 ANDERSON, ALAN; 88 TAYLOR, MIKE; 30 WRIGHT, JULIAN;

Time	VISITORS: Miami5	Score	Margin	HOME: Toronto5
08:40	GOOD! 3PTR by CHALMERS, MARIO	0-3	V 3	
08:40	ASSIST by ARROYO, CARLOS			
08:25		3-3	T	GOOD! 3PTR by TAYLOR, MIKE
08:25				ASSIST by WRIGHT, JULIAN
08:06				FOUL (PERSONAL) by MOON, JAMARIO
07:43	GOOD! FT by SMITH, CRAIG	3-4	V 1	
07:24	GOOD! FT by SMITH, CRAIG	3-5	V 2	
07:10		5-5	T	GOOD! LAYUP by MOON, JAMARIO [PNT]
07:10				ASSIST by WRIGHT, JULIAN
07:03	FOUL (PERSONAL) by ARROYO, CARLOS			
06:41				MISSED FT by MOON, JAMARIO
06:39				REBOUND (OFF) by TAYLOR, MIKE
06:37		7-5	H 2	GOOD! JUMPER by TAYLOR, MIKE [PNT]
06:25	MISSED 3PTR by CHALMERS, MARIO			
06:20				REBOUND (DEF) by TAYLOR, MIKE
06:18				MISSED 3PTR by TAYLOR, MIKE
06:15	REBOUND (DEF) by SMITH, CRAIG			
06:04				FOUL (PERSONAL) by TAYLOR, MIKE
05:49	MISSED FT by SMITH, CRAIG			
05:45				REBOUND (DEF) by MOON, JAMARIO
05:23	MISSED 3PTR by CHALMERS, MARIO			
05:18				REBOUND (DEF) by MOON, JAMARIO
05:17		9-5	H 4	GOOD! LAYUP by MOON, JAMARIO [PNT]
05:17				ASSIST by TAYLOR, MIKE
05:04	GOOD! LAYUP by CHALMERS, MARIO [PNT]	9-7	H 2	
05:04	ASSIST by ARROYO, CARLOS			
04:15		11-7	H 4	GOOD! JUMPER by TAYLOR, MIKE
04:15				ASSIST by WRIGHT, JULIAN
04:05	MISSED 3PTR by ARROYO, CARLOS			
04:02				REBOUND (DEF) by WRIGHT, JULIAN
03:52				TURNOVER (LOSTBALL) by MOON, JAMARIO
03:52	STEAL by CHALMERS, MARIO			
03:46				FOUL (PERSONAL) by MOON, JAMARIO
03:03	GOOD! JUMPER by CHALMERS, MARIO	11-9	H 2	
02:45				MISSED 3PTR by TAYLOR, MIKE
02:40				REBOUND (OFF) by O'BRYANT, PATRICK
02:38		13-9	H 4	GOOD! LAYUP by TAYLOR, MIKE
02:38				ASSIST by O'BRYANT, PATRICK
02:23	GOOD! JUMPER by EDWARDS, CORSLEY	13-11	H 2	
02:23	ASSIST by CHALMERS, MARIO			
02:06	FOUL (PERSONAL) by CHALMERS, MARIO			
01:51		16-11	H 5	GOOD! 3PTR by ANDERSON, ALAN
01:51				ASSIST by TAYLOR, MIKE
01:51	FOUL (PERSONAL) by HITE, ROB			
01:51		17-11	H 6	GOOD! FT by ANDERSON, ALAN
01:47	MISSED 3PTR by CHALMERS, MARIO			
01:44				REBOUND (DEF) by O'BRYANT, PATRICK
01:43		19-11	H 8	GOOD! LAYUP by O'BRYANT, PATRICK
01:30	TURNOVER (LOSTBALL) by EDWARDS, CORSLEY			
01:27	FOUL (PERSONAL) by CHALMERS, MARIO			
01:24				TURNOVER (BADPASS) by MOON, JAMARIO
01:24	STEAL by CHALMERS, MARIO			
01:17	MISSED JUMPER by EDWARDS, CORSLEY			
01:12				REBOUND (DEF) by O'BRYANT, PATRICK
01:10		22-11	H 11	GOOD! 3PTR by O'BRYANT, PATRICK
01:06	GOOD! JUMPER by HITE, ROB	22-13	H 9	
01:06	ASSIST by CHALMERS, MARIO			
01:03		24-13	H 11	GOOD! LAYUP by MOON, JAMARIO [PNT]
01:03				ASSIST by O'BRYANT, PATRICK
00:55	MISSED 3PTR by HITE, ROB			
00:50				REBOUND (DEF) by O'BRYANT, PATRICK
00:49				MISSED 3PTR by O'BRYANT, PATRICK
00:46	REBOUND (DEF) by CHALMERS, MARIO			
00:36	MISSED JUMPER by EDWARDS, CORSLEY			
00:36				BLOCK by O'BRYANT, PATRICK
00:30				REBOUND (DEF) by O'BRYANT, PATRICK
00:29				MISSED LAYUP by O'BRYANT, PATRICK
00:25				REBOUND (OFF) by O'BRYANT, PATRICK
00:25		26-13	H 13	GOOD! LAYUP by O'BRYANT, PATRICK
00:23	MISSED 3PTR by CHALMERS, MARIO			

Time	VISITORS: Miami5	Score	Margin	HOME: Toronto5
00:23				BLOCK by O'BRYANT, PATRICK
00:18	REBOUND (OFF) by CHALMERS, MARIO			
00:15	MISSED 3PTR by CHALMERS, MARIO			
00:09				REBOUND (DEF) by MOON, JAMARIO
00:03	FOUL (PERSONAL) by CHALMERS, MARIO			
00:03				MISSED FT by O'BRYANT, PATRICK
00:02	REBOUND (DEF) by CHALMERS, MARIO			
00:01				FOUL (PERSONAL) by TAYLOR, MIKE
00:01	MISSED FT by CHALMERS, MARIO			
00:01	REBOUND (OFF) by TEAM			
00:01	MISSED FT by CHALMERS, MARIO			
00:01	REBOUND (OFF) by TEAM			
00:01	MISSED FT by CHALMERS, MARIO			
00:00	REBOUND (OFF) by TEAM			

Miami5 13, Toronto5 26

Points from (This Period)	mia	tor
In the Paint	2	14
Off Turns	2	0
2nd Chance	0	6
Fast Break	0	0
Bench	0	0

Official Box Score
Miami5 vs Toronto5
Second Quarter Statistics Only
July 25, 2020 at Orleans Arena



Miami5 11

No.	Player	S	Pts	FG	3FG	FT	OR	DR	TR	PF	A	TO	Blk	Stl	Min	+/-
03	SMITH, CRAIG	*	8	4-7	0-1	0-1	1	1	2	1	0	1	0	0	9	-16
07	ARROYO, CARLOS	*	0	0-3	0-2	0-3	3	4	7	1	1	1	0	0	9	-16
15	CHALMERS, MARIO	*	3	0-2	0-2	3-4	0	1	1	0	0	1	0	0	9	-16
22	HITE, ROB	*	0	0-4	0-3	0-0	1	1	2	0	1	0	0	0	9	-16
34	EDWARDS, CORSLEY	*	0	0-2	0-1	0-0	1	2	3	2	0	3	0	1	9	-16
TEAM							0	0	0	0		0				
TOTALS			11	4-18	0-9	3-8	6	9	15	4	2	6	0	1	45	

Shooting By Period

Period	FG	FG%	3FG	3FG%	FT	FT%
3rd Qtr	9-18	50%	2-9	22%	4-5	80%
4th Qtr	8-17	47%	4-10	40%	1-2	50%
2nd Half	4-18	22%	0-9	00%	3-8	38%
2nd Half	17-35	49%	6-19	32%	5-7	71%
Game	26-67	38.8%	7-36	19.4%	10-21	47.6%

Deadball Rebounds: 4,0

Toronto5 27

No.	Player	S	Pts	FG	3FG	FT	OR	DR	TR	PF	A	TO	Blk	Stl	Min	+/-
06	ANDERSON, ALAN	*	4	2-4	0-0	0-0	0	4	4	1	0	0	0	1	9	16
13	O'BRYANT, PATRICK	*	5	2-7	1-6	0-0	0	2	2	0	1	0	1	1	9	16
30	WRIGHT, JULIAN	*	0	0-0	0-0	0-0	0	0	0	0	0	1	0	1	9	16
33	MOON, JAMARIO	*	8	3-4	2-3	0-0	0	3	3	0	2	0	0	0	9	16
88	TAYLOR, MIKE	*	10	3-7	0-3	4-4	3	1	4	3	1	0	0	1	9	16
TEAM							0	1	1	0		0				
TOTALS			27	10-22	3-12	4-4	3	11	14	4	4	1	1	4	45	

Shooting By Period

Period	FG	FG%	3FG	3FG%	FT	FT%
3rd Qtr	10-17	59%	2-7	29%	1-2	50%
4th Qtr	8-20	40%	3-12	25%	0-1	00%
2nd Half	10-22	45%	3-12	25%	4-4	100%
2nd Half	18-37	49%	5-19	26%	1-3	33%
Game	39-74	52.7%	11-37	29.7%	6-10	60.0%

Deadball Rebounds: 0,1

Game Notes:

Officials: , ,
Attendance: 1

Start Time: 08:17 PM ET
End Time: 09:15 PM ET
Game Duration: 0:57

Score	1st	2nd	3rd	4th	TOT
mia	13	11	24	21	69
tor	26	27	23	19	95

Points from (This Period)	mia	tor
In the Paint	8	12
Off Turns	0	9
2nd Chance	2	6
Fast Break	0	0
Bench	0	0

Official Play-By-Play
Miami5 vs Toronto5
Second Quarter
July 25, 2020 at Orleans Arena



Period 2

Starters:

Miami5: 15 CHALMERS, MARIO; 34 EDWARDS, CORSLEY; 22 HITE, ROB; 7 ARROYO, CARLOS; 3 SMITH, CRAIG;
Toronto5: 33 MOON, JAMARIO; 13 O'BRYANT, PATRICK; 6 ANDERSON, ALAN; 88 TAYLOR, MIKE; 30 WRIGHT, JULIAN;

Time	VISITORS: Miami5	Score	Margin	HOME: Toronto5
08:50		28-13	H 15	GOOD! JUMPER by MOON, JAMARIO
08:24	MISSED 3PTR by HITE, ROB			
08:19				REBOUND (DEF) by ANDERSON, ALAN
08:15				MISSED 3PTR by O'BRYANT, PATRICK
08:12	REBOUND (DEF) by ARROYO, CARLOS			
08:04	MISSED 3PTR by ARROYO, CARLOS			
08:00	REBOUND (OFF) by SMITH, CRAIG			
07:57	MISSED JUMPER by SMITH, CRAIG			
07:57				BLOCK by O'BRYANT, PATRICK
07:50	REBOUND (OFF) by ARROYO, CARLOS			
07:50	MISSED 3PTR by SMITH, CRAIG			
07:47	REBOUND (OFF) by ARROYO, CARLOS			
07:46	GOOD! LAYUP by SMITH, CRAIG	28-15	H 13	
07:46	ASSIST by ARROYO, CARLOS			
07:33		31-15	H 16	GOOD! 3PTR by O'BRYANT, PATRICK
07:33				ASSIST by MOON, JAMARIO
07:20	MISSED 3PTR by HITE, ROB			
07:16				REBOUND (DEF) by O'BRYANT, PATRICK
07:12		34-15	H 19	GOOD! 3PTR by MOON, JAMARIO
06:59	MISSED LAYUP by HITE, ROB			
06:55				REBOUND (DEF) by O'BRYANT, PATRICK
06:53				MISSED 3PTR by O'BRYANT, PATRICK
06:50	REBOUND (DEF) by HITE, ROB			
06:48	MISSED 3PTR by HITE, ROB			
06:45	REBOUND (OFF) by HITE, ROB			
06:37	MISSED JUMPER by SMITH, CRAIG			
06:33				REBOUND (DEF) by ANDERSON, ALAN
06:28				MISSED 3PTR by MOON, JAMARIO
06:24	REBOUND (DEF) by ARROYO, CARLOS			
06:20	GOOD! JUMPER by SMITH, CRAIG	34-17	H 17	
06:14				FOUL (PERSONAL) by ANDERSON, ALAN
05:33	MISSED FT by SMITH, CRAIG			
05:31				REBOUND (DEF) by ANDERSON, ALAN
05:21				MISSED JUMPER by ANDERSON, ALAN
05:19	REBOUND (DEF) by ARROYO, CARLOS			
05:17	GOOD! LAYUP by SMITH, CRAIG [PNT]	34-19	H 15	
05:17	ASSIST by HITE, ROB			
05:09				MISSED 3PTR by TAYLOR, MIKE
05:03	REBOUND (DEF) by SMITH, CRAIG			
05:01	GOOD! LAYUP by SMITH, CRAIG	34-21	H 13	
04:49				MISSED LAYUP by ANDERSON, ALAN
04:44				REBOUND (OFF) by TAYLOR, MIKE
04:42		36-21	H 15	GOOD! LAYUP by TAYLOR, MIKE [PNT]
04:36	TURNOVER (BADPASS) by CHALMERS, MARIO			
04:36				STEAL by WRIGHT, JULIAN
04:32				TURNOVER (LOSTBALL) by WRIGHT, JULIAN
04:32	STEAL by EDWARDS, CORSLEY			
04:26	MISSED 3PTR by EDWARDS, CORSLEY			
04:23				REBOUND (DEF) by ANDERSON, ALAN
04:15	FOUL (PERSONAL) by EDWARDS, CORSLEY			
03:45		37-21	H 16	GOOD! FT by TAYLOR, MIKE
03:31		38-21	H 17	GOOD! FT by TAYLOR, MIKE
03:21	TURNOVER (LOSTBALL) by ARROYO, CARLOS			
03:21				STEAL by TAYLOR, MIKE
03:15		40-21	H 19	GOOD! LAYUP by ANDERSON, ALAN
03:15				ASSIST by TAYLOR, MIKE
03:04	FOUL (TECH) by SMITH, CRAIG			
03:04	TURNOVER (OFFENSIVE) by SMITH, CRAIG			
03:04		41-21	H 20	GOOD! FT by TAYLOR, MIKE
02:52		43-21	H 22	GOOD! LAYUP by TAYLOR, MIKE [PNT]
02:21	TURNOVER (LOSTBALL) by EDWARDS, CORSLEY			
02:21				STEAL by ANDERSON, ALAN
02:17		45-21	H 24	GOOD! LAYUP by ANDERSON, ALAN
02:00	FOUL (TECH) by EDWARDS, CORSLEY			
02:00	TURNOVER (OFFENSIVE) by EDWARDS, CORSLEY			
02:00		46-21	H 25	GOOD! FT by TAYLOR, MIKE
02:00				MISSED 3PTR by TAYLOR, MIKE
02:00				REBOUND (OFF) by TAYLOR, MIKE
02:00		48-21	H 27	GOOD! LAYUP by TAYLOR, MIKE [PNT]
01:43				FOUL (PERSONAL) by TAYLOR, MIKE

Time	VISITORS: Miami5	Score	Margin	HOME: Toronto5
01:43	MISSED FT by CHALMERS, MARIO			
01:43				REBOUND (DEF) by TAYLOR, MIKE
01:41	FOUL (PERSONAL) by ARROYO, CARLOS			
01:34				MISSED 3PTR by O'BRYANT, PATRICK
01:31				REBOUND (OFF) by TAYLOR, MIKE
01:28		50-21	H 29	GOOD! JUMPER by O'BRYANT, PATRICK [PNT]
01:28				ASSIST by MOON, JAMARIO
01:23	MISSED JUMPER by ARROYO, CARLOS			
01:20				REBOUND (DEF) by MOON, JAMARIO
01:18				MISSED 3PTR by TAYLOR, MIKE
01:14	REBOUND (DEF) by CHALMERS, MARIO			
01:13	MISSED 3PTR by CHALMERS, MARIO			
01:09	REBOUND (OFF) by EDWARDS, CORSLEY			
01:06	MISSED JUMPER by EDWARDS, CORSLEY			
01:02				REBOUND (DEF) by MOON, JAMARIO
00:58				MISSED 3PTR by O'BRYANT, PATRICK
00:54	REBOUND (DEF) by ARROYO, CARLOS			
00:51	TURNOVER (LOSTBALL) by EDWARDS, CORSLEY			
00:51				STEAL by O'BRYANT, PATRICK
00:46		53-21	H 32	GOOD! 3PTR by MOON, JAMARIO
00:46				ASSIST by O'BRYANT, PATRICK
00:37				FOUL (PERSONAL) by TAYLOR, MIKE
00:37	GOOD! FT by CHALMERS, MARIO	53-22	H 31	
00:37	GOOD! FT by CHALMERS, MARIO	53-23	H 30	
00:37	GOOD! FT by CHALMERS, MARIO	53-24	H 29	
00:35				MISSED JUMPER by TAYLOR, MIKE
00:31	REBOUND (DEF) by EDWARDS, CORSLEY			
00:22				FOUL (PERSONAL) by TAYLOR, MIKE
00:22	MISSED FT by ARROYO, CARLOS			
00:22	REBOUND (OFF) by TEAM			
00:22	MISSED FT by ARROYO, CARLOS			
00:22	REBOUND (OFF) by TEAM			
00:22	MISSED FT by ARROYO, CARLOS			
00:22				REBOUND (DEF) by TEAM
00:18				MISSED 3PTR by O'BRYANT, PATRICK
00:15	REBOUND (DEF) by EDWARDS, CORSLEY			
00:10	MISSED 3PTR by CHALMERS, MARIO			
00:06	REBOUND (OFF) by ARROYO, CARLOS			
00:03	MISSED 3PTR by ARROYO, CARLOS			
00:00				REBOUND (DEF) by MOON, JAMARIO

Miami5 24, Toronto5 53

Points from (This Period)	mia	tor
In the Paint	8	12
Off Turns	0	9
2nd Chance	2	6
Fast Break	0	0
Bench	0	0

Official Box Score
Miami5 vs Toronto5
Second Half Statistics Only
July 25, 2020 at Orleans Arena



Miami5 45

No.	Player	S	Pts	FG	3FG	FT	OR	DR	TR	PF	A	TO	Blk	Stl	Min	+/-
15	CHALMERS, MARIO	*	17	6-12	3-9	2-2	1	1	2	0	0	0	0	1	18	3
34	EDWARDS, CORSLEY	*	13	5-7	1-2	2-2	2	5	7	3	0	0	1	2	18	3
22	HITE, ROB	*	4	2-5	0-1	0-0	0	2	2	2	0	1	0	1	18	3
07	ARROYO, CARLOS	*	3	1-7	1-6	0-0	0	5	5	1	0	1	0	0	18	3
03	SMITH, CRAIG	*	8	3-4	1-1	1-3	0	3	3	0	0	1	0	0	18	3
	TEAM		0	0-0	0-0	0-0	0	0	0	0	0	0	0	0	0	
TOTALS			45	17-35	6-19	5-7	3	16	19	6	0	3	1	4	90	

Shooting By Period

Period	FG	FG%	3FG	3FG%	FT	FT%
3rd Qtr	9-18	50%	2-9	22%	4-5	80%
4th Qtr	8-17	47%	4-10	40%	1-2	50%
2nd Half	17-35	49%	6-19	32%	5-7	71%
Game	26-67	38.8%	7-36	19.4%	10-21	47.6%

Deadball Rebounds: 4,0

Last FG Half: mia 4th-00:41

Toronto5 42

No.	Player	S	Pts	FG	3FG	FT	OR	DR	TR	PF	A	TO	Blk	Stl	Min	+/-
33	MOON, JAMARIO	*	6	3-10	0-6	0-1	2	7	9	2	5	1	0	2	18	-3
13	O'BRYANT, PATRICK	*	9	3-3	2-2	1-1	0	1	1	2	0	0	0	0	18	-3
06	ANDERSON, ALAN	*	10	4-9	2-7	0-0	0	3	3	0	1	3	0	0	18	-3
88	TAYLOR, MIKE	*	11	5-10	1-4	0-1	2	4	6	2	2	1	0	0	18	-3
30	WRIGHT, JULIAN	*	6	3-5	0-0	0-0	1	1	2	2	1	1	0	1	18	-3
	TEAM		0	0-0	0-0	0-0	0	0	0	0	0	0	0	0	0	
TOTALS			42	18-37	5-19	1-3	5	16	21	8	9	6	0	3	90	

Shooting By Period

Period	FG	FG%	3FG	3FG%	FT	FT%
3rd Qtr	10-17	59%	2-7	29%	1-2	50%
4th Qtr	8-20	40%	3-12	25%	0-1	00%
2nd Half	18-37	49%	5-19	26%	1-3	33%
Game	39-74	52.7%	11-37	29.7%	6-10	60.0%

Deadball Rebounds: 0,1

Last FG Half: tor 4th-01:15

Game Notes:

Officials: , ,
Attendance: 1

Start Time: **08:17 PM ET**
End Time: **09:15 PM ET**
Game Duration: **0:57**

Score	1st	2nd	3rd	4th	TOT
mia	13	11	24	21	69
tor	26	27	23	19	95

Points from (This Period)	mia	tor
In the Paint	20	22
Off Turns	10	4
2nd Chance	0	2
Fast Break	4	0
Bench	0	0

Official Box Score
Miami5 vs Toronto5
Third Quarter Statistics Only
July 25, 2020 at Orleans Arena



Miami5 45

No.	Player	S	Pts	FG	3FG	FT	OR	DR	TR	PF	A	TO	Blk	Stl	Min	+/-
03	SMITH, CRAIG	*	2	1-1	0-0	0-1	0	0	0	0	0	1	0	0	9	1
07	ARROYO, CARLOS	*	0	0-2	0-2	0-0	0	1	1	1	0	0	0	0	9	1
15	CHALMERS, MARIO	*	11	4-8	1-5	2-2	1	0	1	0	0	0	0	1	9	1
22	HITE, ROB	*	0	0-2	0-1	0-0	0	1	1	1	0	0	0	0	9	1
34	EDWARDS, CORSLEY	*	11	4-5	1-1	2-2	1	4	5	2	0	0	1	2	9	1
TEAM							0	0	0	0		0				
TOTALS			24	9-18	2-9	4-5	2	6	8	4	0	1	1	3	45	

Shooting By Period

Period	FG	FG%	3FG	3FG%	FT	FT%
2nd Half	0-0	0%	0-0	0%	0-0	0%
Game	26-67	38.8%	7-36	19.4%	10-21	47.6%

Deadball Rebounds: 4,0

Toronto5 42

No.	Player	S	Pts	FG	3FG	FT	OR	DR	TR	PF	A	TO	Blk	Stl	Min	+/-
06	ANDERSON, ALAN	*	2	1-1	0-0	0-0	0	2	2	0	0	2	0	0	9	-1
13	O'BRYANT, PATRICK	*	6	2-2	1-1	1-1	0	1	1	1	0	0	0	0	9	-1
30	WRIGHT, JULIAN	*	4	2-2	0-0	0-0	0	0	0	2	0	1	0	1	9	-1
33	MOON, JAMARIO	*	0	0-2	0-2	0-0	0	0	0	1	1	1	0	0	9	-1
88	TAYLOR, MIKE	*	11	5-10	1-4	0-1	2	4	6	2	2	1	0	0	9	-1
TEAM							0	0	0	0		0				
TOTALS			23	10-17	2-7	1-2	2	7	9	6	3	5	0	1	45	

Shooting By Period

Period	FG	FG%	3FG	3FG%	FT	FT%
2nd Half	0-0	0%	0-0	0%	0-0	0%
Game	39-74	52.7%	11-37	29.7%	6-10	60.0%

Deadball Rebounds: 0,1

Game Notes:

Officials: , ,
Attendance: 1

Start Time: **08:17 PM ET**
End Time: **09:15 PM ET**
Game Duration: **0:57**

Score	1st	2nd	3rd	4th	TOT
mia	13	11	24	21	69
tor	26	27	23	19	95

Points from (This Period)	mia	tor
In the Paint	14	14
Off Turns	8	2
2nd Chance	0	2
Fast Break	4	0
Bench	0	0

Official Play-By-Play
Miami5 vs Toronto5
Third Quarter
July 25, 2020 at Orleans Arena



Period 3

Starters:

Miami5: 15 CHALMERS, MARIO; 34 EDWARDS, CORSLEY; 22 HITE, ROB ; 7 ARROYO, CARLOS; 3 SMITH, CRAIG;

Toronto5: 33 MOON, JAMARIO; 13 O'BRYANT, PATRICK; 6 ANDERSON, ALAN; 88 TAYLOR, MIKE; 30 WRIGHT, JULIAN;

Time	VISITORS: Miami5	Score	Margin	HOME: Toronto5
08:43	MISSED 3PTR by ARROYO, CARLOS			
08:39	REBOUND (OFF) by CHALMERS, MARIO			
08:36				FOUL (PERSONAL) by WRIGHT, JULIAN
08:16	MISSED 3PTR by CHALMERS, MARIO			
08:11				REBOUND (DEF) by TAYLOR, MIKE
08:03	FOUL (PERSONAL) by ARROYO, CARLOS			
07:37		55-24	H 31	GOOD! JUMPER by TAYLOR, MIKE
07:37				ASSIST by MOON, JAMARIO
07:22	GOOD! LAYUP by CHALMERS, MARIO	55-26	H 29	
07:10				FOUL (OFF) by MOON, JAMARIO
07:10				TURNOVER (OFFENSIVE) by MOON, JAMARIO
06:50	MISSED 3PTR by ARROYO, CARLOS			
06:40				REBOUND (DEF) by TEAM
06:26				MISSED 3PTR by MOON, JAMARIO
06:23				REBOUND (OFF) by TAYLOR, MIKE
06:22				MISSED 3PTR by MOON, JAMARIO
06:17	REBOUND (DEF) by ARROYO, CARLOS			
06:08	GOOD! JUMPER by SMITH, CRAIG [PNT]	55-28	H 27	
05:48		57-28	H 29	GOOD! LAYUP by WRIGHT, JULIAN [PNT]
05:48				ASSIST by TAYLOR, MIKE
05:35				FOUL (PERSONAL) by WRIGHT, JULIAN
05:00	MISSED FT by SMITH, CRAIG			
04:59				REBOUND (DEF) by TAYLOR, MIKE
04:50		60-28	H 32	GOOD! 3PTR by TAYLOR, MIKE
04:40	TURNOVER (LOSTBALL) by SMITH, CRAIG			
04:40				STEAL by WRIGHT, JULIAN
04:36		62-28	H 34	GOOD! LAYUP by WRIGHT, JULIAN
04:30				FOUL (PERSONAL) by TAYLOR, MIKE
03:59	GOOD! FT by CHALMERS, MARIO [FB]	62-29	H 33	
03:50	GOOD! FT by CHALMERS, MARIO [FB]	62-30	H 32	
03:39				MISSED 3PTR by TAYLOR, MIKE
03:34				REBOUND (OFF) by TAYLOR, MIKE
03:32		64-30	H 34	GOOD! LAYUP by TAYLOR, MIKE [PNT]
03:24	GOOD! LAYUP by CHALMERS, MARIO [PNT]	64-32	H 32	
03:10	FOUL (PERSONAL) by EDWARDS, CORSLEY			
02:53				MISSED 3PTR by TAYLOR, MIKE
02:48	REBOUND (DEF) by EDWARDS, CORSLEY			
02:40	MISSED 3PTR by CHALMERS, MARIO			
02:36				REBOUND (DEF) by TAYLOR, MIKE
02:32				TURNOVER (LOSTBALL) by TAYLOR, MIKE
02:32	STEAL by EDWARDS, CORSLEY			
02:28	GOOD! LAYUP by EDWARDS, CORSLEY	64-34	H 30	
02:18				TIMEOUT 30SEC
02:16		66-34	H 32	GOOD! LAYUP by TAYLOR, MIKE
02:02	MISSED JUMPER by HITE, ROB			
01:58	REBOUND (OFF) by EDWARDS, CORSLEY			
01:57	MISSED LAYUP by EDWARDS, CORSLEY			
01:51				REBOUND (DEF) by ANDERSON, ALAN
01:50		68-34	H 34	GOOD! LAYUP by ANDERSON, ALAN [PNT]
01:44	MISSED 3PTR by CHALMERS, MARIO			
01:44				REBOUND (DEF) by O'BRYANT, PATRICK
01:42				MISSED JUMPER by TAYLOR, MIKE
01:39	REBOUND (DEF) by EDWARDS, CORSLEY			
01:32	MISSED 3PTR by HITE, ROB			
01:28				REBOUND (DEF) by ANDERSON, ALAN
01:19		71-34	H 37	GOOD! 3PTR by O'BRYANT, PATRICK
01:19				ASSIST by TAYLOR, MIKE
01:14	GOOD! 3PTR by CHALMERS, MARIO	71-37	H 34	
01:06				TURNOVER (BADPASS) by ANDERSON, ALAN
01:06	STEAL by CHALMERS, MARIO			
01:02	GOOD! LAYUP by CHALMERS, MARIO [PNT]	71-39	H 32	
00:57				MISSED 3PTR by TAYLOR, MIKE
00:57	REBOUND (DEF) by HITE, ROB			
00:50				FOUL (PERSONAL) by O'BRYANT, PATRICK
00:42	GOOD! 3PTR by EDWARDS, CORSLEY	71-42	H 29	
00:37				MISSED LAYUP by TAYLOR, MIKE
00:37	BLOCK by EDWARDS, CORSLEY			
00:36	REBOUND (DEF) by EDWARDS, CORSLEY			
00:36	GOOD! LAYUP by EDWARDS, CORSLEY [PNT]	71-44	H 27	
00:36				TURNOVER (LOSTBALL) by WRIGHT, JULIAN

Time	VISITORS: Miami5	Score	Margin	HOME: Toronto5
00:36	GOOD! LAYUP by EDWARDS, CORSLEY [PNT]	71-46	H 25	
00:36		73-46	H 27	GOOD! LAYUP by O'BRYANT, PATRICK [PNT]
00:35	FOUL (PERSONAL) by HITE, ROB			
00:35		74-46	H 28	GOOD! FT by O'BRYANT, PATRICK
00:31	MISSED 3PTR by CHALMERS, MARIO			
00:26				REBOUND (DEF) by TAYLOR, MIKE
00:11				TURNOVER (LOSTBALL) by ANDERSON, ALAN
00:11	STEAL by EDWARDS, CORSLEY			
00:11				FOUL (PERSONAL) by TAYLOR, MIKE
00:11	GOOD! FT by EDWARDS, CORSLEY [FB]	74-47	H 27	
00:11	GOOD! FT by EDWARDS, CORSLEY [FB]	74-48	H 26	
00:05		76-48	H 28	GOOD! LAYUP by TAYLOR, MIKE
00:05	FOUL (PERSONAL) by EDWARDS, CORSLEY			
00:05				MISSED FT by TAYLOR, MIKE
00:05	REBOUND (DEF) by EDWARDS, CORSLEY			

Miami5 48, Toronto5 76

Points from (This Period)	mia	tor
In the Paint	14	14
Off Turns	8	2
2nd Chance	0	2
Fast Break	4	0
Bench	0	0

Official Box Score
Miami5 vs Toronto5
Fourth Quarter Statistics Only
July 25, 2020 at Orleans Arena



Miami5 21

No.	Player	S	Pts	FG	3FG	FT	OR	DR	TR	PF	A	TO	Blk	Stl	Min	+/-
03	SMITH, CRAIG	*	6	2-3	1-1	1-2	0	3	3	0	0	0	0	0	9	2
07	ARROYO, CARLOS	*	3	1-5	1-4	0-0	0	4	4	0	0	1	0	0	9	2
15	CHALMERS, MARIO	*	6	2-4	2-4	0-0	0	1	1	0	0	0	0	0	9	2
22	HITE, ROB	*	4	2-3	0-0	0-0	0	1	1	1	0	1	0	1	9	2
34	EDWARDS, CORSLEY	*	2	1-2	0-1	0-0	1	1	2	1	0	0	0	0	9	2
TEAM							0	0	0	0		0				
TOTALS			21	8-17	4-10	1-2	1	10	11	2	0	2	0	1	45	

Shooting By Period

Period	FG	FG%	3FG	3FG%	FT	FT%
Game	26-67	38.8%	7-36	19.4%	10-21	47.6%

Deadball Rebounds: 4,0

Toronto5 19

No.	Player	S	Pts	FG	3FG	FT	OR	DR	TR	PF	A	TO	Blk	Stl	Min	+/-
06	ANDERSON, ALAN	*	8	3-8	2-7	0-0	0	1	1	0	1	1	0	0	9	-2
13	O'BRYANT, PATRICK	*	3	1-1	1-1	0-0	0	0	0	1	0	0	0	0	9	-2
30	WRIGHT, JULIAN	*	2	1-3	0-0	0-0	1	1	2	0	1	0	0	0	9	-2
33	MOON, JAMARIO	*	6	3-8	0-4	0-1	2	7	9	1	4	0	0	2	9	-2
88	TAYLOR, MIKE	*	0	0-0	0-0	0-0	0	0	0	0	0	0	0	0	9	-2
TEAM							0	0	0	0		0				
TOTALS			19	8-20	3-12	0-1	3	9	12	2	6	1	0	2	45	

Shooting By Period

Period	FG	FG%	3FG	3FG%	FT	FT%
Game	39-74	52.7%	11-37	29.7%	6-10	60.0%

Deadball Rebounds: 0,1

Game Notes:

Officials: , ,
Attendance: 1

Start Time: **08:17 PM ET**
End Time: **09:15 PM ET**
Game Duration: **0:57**

Score	1st	2nd	3rd	4th	TOT
mia	13	11	24	21	69
tor	26	27	23	19	95

Points from (This Period)	mia	tor
In the Paint	6	8
Off Turns	2	2
2nd Chance	0	0
Fast Break	0	0
Bench	0	0

Official Play-By-Play
Miami5 vs Toronto5
Fourth Quarter
July 25, 2020 at Orleans Arena



Period 4

Starters:

Miami5: 15 CHALMERS, MARIO; 34 EDWARDS, CORSLEY; 22 HITE, ROB; 7 ARROYO, CARLOS; 3 SMITH, CRAIG;
Toronto5: 33 MOON, JAMARIO; 13 O'BRYANT, PATRICK; 6 ANDERSON, ALAN; 88 TAYLOR, MIKE; 30 WRIGHT, JULIAN;

Time	VISITORS: Miami5	Score	Margin	HOME: Toronto5
08:40	MISSED JUMPER by HITE, ROB			
08:37				REBOUND (DEF) by MOON, JAMARIO
08:35				MISSED 3PTR by MOON, JAMARIO
08:31	REBOUND (DEF) by ARROYO, CARLOS			
08:27	TURNOVER (BADPASS) by ARROYO, CARLOS			
08:27				STEAL by MOON, JAMARIO
08:15				MISSED LAYUP by MOON, JAMARIO
08:11	REBOUND (DEF) by SMITH, CRAIG			
08:08	GOOD! 3PTR by SMITH, CRAIG	76-51	H 25	
07:49				MISSED 3PTR by ANDERSON, ALAN
07:44	REBOUND (DEF) by SMITH, CRAIG			
07:39	GOOD! LAYUP by SMITH, CRAIG	76-53	H 23	
07:34				FOUL (PERSONAL) by O'BRYANT, PATRICK
07:14	GOOD! FT by SMITH, CRAIG	76-54	H 22	
06:58		78-54	H 24	GOOD! LAYUP by MOON, JAMARIO [PNT]
06:58				ASSIST by ANDERSON, ALAN
06:48	MISSED JUMPER by ARROYO, CARLOS			
06:44				REBOUND (DEF) by MOON, JAMARIO
06:37		81-54	H 27	GOOD! 3PTR by O'BRYANT, PATRICK
06:37				ASSIST by MOON, JAMARIO
06:17				FOUL (PERSONAL) by MOON, JAMARIO
05:46	MISSED FT by SMITH, CRAIG			
05:45				REBOUND (DEF) by MOON, JAMARIO
05:40				TURNOVER (LOSTBALL) by ANDERSON, ALAN
05:40	STEAL by HITE, ROB			
05:34	GOOD! LAYUP by HITE, ROB	81-56	H 25	
05:21				MISSED JUMPER by WRIGHT, JULIAN
05:19	REBOUND (DEF) by HITE, ROB			
05:14	GOOD! JUMPER by HITE, ROB	81-58	H 23	
04:59		83-58	H 25	GOOD! LAYUP by MOON, JAMARIO [PNT]
04:59				ASSIST by WRIGHT, JULIAN
04:44	MISSED JUMPER by SMITH, CRAIG			
04:40				REBOUND (DEF) by MOON, JAMARIO
04:37				MISSED 3PTR by ANDERSON, ALAN
04:33	REBOUND (DEF) by SMITH, CRAIG			
04:32	MISSED 3PTR by ARROYO, CARLOS			
04:28				REBOUND (DEF) by MOON, JAMARIO
04:21	FOUL (PERSONAL) by HITE, ROB			
04:08		85-58	H 27	GOOD! JUMPER by MOON, JAMARIO
03:53	TURNOVER (BADPASS) by HITE, ROB			
03:53				STEAL by MOON, JAMARIO
03:45		87-58	H 29	GOOD! LAYUP by ANDERSON, ALAN [PNT]
03:45				ASSIST by MOON, JAMARIO
03:31	MISSED 3PTR by CHALMERS, MARIO			
03:25				REBOUND (DEF) by WRIGHT, JULIAN
03:21				MISSED JUMPER by WRIGHT, JULIAN
03:15	REBOUND (DEF) by ARROYO, CARLOS			
03:09	GOOD! JUMPER by EDWARDS, CORSLEY [PNT]	87-60	H 27	
02:56		89-60	H 29	GOOD! DUNK by WRIGHT, JULIAN [PNT]
02:56				ASSIST by MOON, JAMARIO
02:39	MISSED 3PTR by ARROYO, CARLOS			
02:36	REBOUND (OFF) by EDWARDS, CORSLEY			
02:34	MISSED 3PTR by EDWARDS, CORSLEY			
02:31				REBOUND (DEF) by MOON, JAMARIO
02:24		92-60	H 32	GOOD! 3PTR by ANDERSON, ALAN
02:24				ASSIST by MOON, JAMARIO
02:05	MISSED 3PTR by CHALMERS, MARIO			
02:01				REBOUND (DEF) by MOON, JAMARIO
01:57				MISSED 3PTR by MOON, JAMARIO
01:53				REBOUND (OFF) by MOON, JAMARIO
01:52				MISSED 3PTR by MOON, JAMARIO
01:48	REBOUND (DEF) by ARROYO, CARLOS			
01:44	GOOD! 3PTR by ARROYO, CARLOS	92-63	H 29	
01:28				MISSED 3PTR by MOON, JAMARIO
01:22	REBOUND (DEF) by ARROYO, CARLOS			
01:21	MISSED 3PTR by ARROYO, CARLOS			
01:17				REBOUND (DEF) by ANDERSON, ALAN
01:15		95-63	H 32	GOOD! 3PTR by ANDERSON, ALAN
00:47	GOOD! 3PTR by CHALMERS, MARIO	95-66	H 29	
00:47				MISSED 3PTR by ANDERSON, ALAN

Time	VISITORS: Miami5	Score	Margin	HOME: Toronto5
00:43	REBOUND (DEF) by EDWARDS, CORSLEY			
00:41	GOOD! 3PTR by CHALMERS, MARIO	95-69	H 26	
00:36				MISSED 3PTR by ANDERSON, ALAN
00:34				REBOUND (OFF) by MOON, JAMARIO
00:34	FOUL (PERSONAL) by EDWARDS, CORSLEY			
00:31				MISSED FT by MOON, JAMARIO
00:29				REBOUND (OFF) by WRIGHT, JULIAN
00:25				MISSED 3PTR by ANDERSON, ALAN
00:12	REBOUND (DEF) by CHALMERS, MARIO			

Miami5 69, Toronto5 95

Points from (This Period)	mia	tor
In the Paint	6	8
Off Turns	2	2
2nd Chance	0	0
Fast Break	0	0
Bench	0	0

Official Scoring/Possession Reference Chart
Miami5 vs Toronto5
Period 1
July 25, 2020 at Orleans Arena



Period 1

Starters:

Miami5: 15 CHALMERS, MARIO; 34 EDWARDS, CORSLEY; 22 HITE, ROB ; 7 ARROYO, CARLOS; 3 SMITH, CRAIG;
Toronto5: 33 MOON, JAMARIO; 13 O'BRYANT, PATRICK; 6 ANDERSON, ALAN; 88 TAYLOR, MIKE; 30 WRIGHT, JULIAN;

Time	VISITORS: Miami5	Score	Margin	HOME: Toronto5
08:40	GOOD! 3PTR by CHALMERS, MARIO	0-3	V 3	
08:25		3-3	T	GOOD! 3PTR by TAYLOR, MIKE
07:43	GOOD! FT by SMITH, CRAIG	3-4	V 1	
07:24	GOOD! FT by SMITH, CRAIG	3-5	V 2	
07:10		5-5	T	GOOD! LAYUP by MOON, JAMARIO [PNT]
06:37		7-5	H 2	GOOD! JUMPER by TAYLOR, MIKE [PNT]
05:17		9-5	H 4	GOOD! LAYUP by MOON, JAMARIO [PNT]
05:04	GOOD! LAYUP by CHALMERS, MARIO [PNT]	9-7	H 2	
04:15		11-7	H 4	GOOD! JUMPER by TAYLOR, MIKE
03:03	GOOD! JUMPER by CHALMERS, MARIO	11-9	H 2	
02:38		13-9	H 4	GOOD! LAYUP by TAYLOR, MIKE
02:23	GOOD! JUMPER by EDWARDS, CORSLEY	13-11	H 2	
01:51		16-11	H 5	GOOD! 3PTR by ANDERSON, ALAN
01:51		17-11	H 6	GOOD! FT by ANDERSON, ALAN
01:43		19-11	H 8	GOOD! LAYUP by O'BRYANT, PATRICK
01:10		22-11	H 11	GOOD! 3PTR by O'BRYANT, PATRICK
01:06	GOOD! JUMPER by HITE, ROB	22-13	H 9	
01:03		24-13	H 11	GOOD! LAYUP by MOON, JAMARIO [PNT]
00:25		26-13	H 13	GOOD! LAYUP by O'BRYANT, PATRICK

Miami5 13, Toronto5 26

Official Scoring/Possession Reference Chart
Miami5 vs Toronto5
Period 2
July 25, 2020 at Orleans Arena



Period 2

Starters:

Miami5: 15 CHALMERS, MARIO; 34 EDWARDS, CORSLEY; 22 HITE, ROB ; 7 ARROYO, CARLOS; 3 SMITH, CRAIG;
Toronto5: 33 MOON, JAMARIO; 13 O'BRYANT, PATRICK; 6 ANDERSON, ALAN; 88 TAYLOR, MIKE; 30 WRIGHT, JULIAN;

Time	VISITORS: Miami5	Score	Margin	HOME: Toronto5
08:50		28-13	H 15	GOOD! JUMPER by MOON, JAMARIO
07:46	GOOD! LAYUP by SMITH, CRAIG	28-15	H 13	
07:33		31-15	H 16	GOOD! 3PTR by O'BRYANT, PATRICK
07:12		34-15	H 19	GOOD! 3PTR by MOON, JAMARIO
06:20	GOOD! JUMPER by SMITH, CRAIG	34-17	H 17	
05:17	GOOD! LAYUP by SMITH, CRAIG [PNT]	34-19	H 15	
05:01	GOOD! LAYUP by SMITH, CRAIG	34-21	H 13	
04:42		36-21	H 15	GOOD! LAYUP by TAYLOR, MIKE [PNT]
03:45		37-21	H 16	GOOD! FT by TAYLOR, MIKE
03:31		38-21	H 17	GOOD! FT by TAYLOR, MIKE
03:15		40-21	H 19	GOOD! LAYUP by ANDERSON, ALAN
03:04		41-21	H 20	GOOD! FT by TAYLOR, MIKE
02:52		43-21	H 22	GOOD! LAYUP by TAYLOR, MIKE [PNT]
02:17		45-21	H 24	GOOD! LAYUP by ANDERSON, ALAN
02:00		46-21	H 25	GOOD! FT by TAYLOR, MIKE
02:00		48-21	H 27	GOOD! LAYUP by TAYLOR, MIKE [PNT]
01:28		50-21	H 29	GOOD! JUMPER by O'BRYANT, PATRICK [PNT]
00:46		53-21	H 32	GOOD! 3PTR by MOON, JAMARIO
00:37	GOOD! FT by CHALMERS, MARIO	53-22	H 31	
00:37	GOOD! FT by CHALMERS, MARIO	53-23	H 30	
00:37	GOOD! FT by CHALMERS, MARIO	53-24	H 29	

Miami5 24, Toronto5 53

Official Scoring/Possession Reference Chart
Miami5 vs Toronto5
Period 3
July 25, 2020 at Orleans Arena



Period 3

Starters:

Miami5: 15 CHALMERS, MARIO; 34 EDWARDS, CORSLEY; 22 HITE, ROB ; 7 ARROYO, CARLOS; 3 SMITH, CRAIG;

Toronto5: 33 MOON, JAMARIO; 13 O'BRYANT, PATRICK; 6 ANDERSON, ALAN; 88 TAYLOR, MIKE; 30 WRIGHT, JULIAN;

Time	VISITORS: Miami5	Score	Margin	HOME: Toronto5
07:37		55-24	H 31	GOOD! JUMPER by TAYLOR, MIKE
07:22	GOOD! LAYUP by CHALMERS, MARIO	55-26	H 29	
06:08	GOOD! JUMPER by SMITH, CRAIG [PNT]	55-28	H 27	
05:48		57-28	H 29	GOOD! LAYUP by WRIGHT, JULIAN [PNT]
04:50		60-28	H 32	GOOD! 3PTR by TAYLOR, MIKE
04:36		62-28	H 34	GOOD! LAYUP by WRIGHT, JULIAN
03:59	GOOD! FT by CHALMERS, MARIO [FB]	62-29	H 33	
03:50	GOOD! FT by CHALMERS, MARIO [FB]	62-30	H 32	
03:32		64-30	H 34	GOOD! LAYUP by TAYLOR, MIKE [PNT]
03:24	GOOD! LAYUP by CHALMERS, MARIO [PNT]	64-32	H 32	
02:28	GOOD! LAYUP by EDWARDS, CORSLEY	64-34	H 30	
02:16		66-34	H 32	GOOD! LAYUP by TAYLOR, MIKE
01:50		68-34	H 34	GOOD! LAYUP by ANDERSON, ALAN [PNT]
01:19		71-34	H 37	GOOD! 3PTR by O'BRYANT, PATRICK
01:14	GOOD! 3PTR by CHALMERS, MARIO	71-37	H 34	
01:02	GOOD! LAYUP by CHALMERS, MARIO [PNT]	71-39	H 32	
00:42	GOOD! 3PTR by EDWARDS, CORSLEY	71-42	H 29	
00:36	GOOD! LAYUP by EDWARDS, CORSLEY [PNT]	71-44	H 27	
00:36	GOOD! LAYUP by EDWARDS, CORSLEY [PNT]	71-46	H 25	
00:36		73-46	H 27	GOOD! LAYUP by O'BRYANT, PATRICK [PNT]
00:35		74-46	H 28	GOOD! FT by O'BRYANT, PATRICK
00:11	GOOD! FT by EDWARDS, CORSLEY [FB]	74-47	H 27	
00:11	GOOD! FT by EDWARDS, CORSLEY [FB]	74-48	H 26	
00:05		76-48	H 28	GOOD! LAYUP by TAYLOR, MIKE

Miami5 48, Toronto5 76

Official Scoring/Possession Reference Chart
Miami5 vs Toronto5
Period 4
July 25, 2020 at Orleans Arena



Period 4

Starters:

Miami5: 15 CHALMERS, MARIO; 34 EDWARDS, CORSLEY; 22 HITE, ROB ; 7 ARROYO, CARLOS; 3 SMITH, CRAIG;
Toronto5: 33 MOON, JAMARIO; 13 O'BRYANT, PATRICK; 6 ANDERSON, ALAN; 88 TAYLOR, MIKE; 30 WRIGHT, JULIAN;

Time	VISITORS: Miami5	Score	Margin	HOME: Toronto5
08:08	GOOD! 3PTR by SMITH, CRAIG	76-51	H 25	
07:39	GOOD! LAYUP by SMITH, CRAIG	76-53	H 23	
07:14	GOOD! FT by SMITH, CRAIG	76-54	H 22	
06:58		78-54	H 24	GOOD! LAYUP by MOON, JAMARIO [PNT]
06:37		81-54	H 27	GOOD! 3PTR by O'BRYANT, PATRICK
05:34	GOOD! LAYUP by HITE, ROB	81-56	H 25	
05:14	GOOD! JUMPER by HITE, ROB	81-58	H 23	
04:59		83-58	H 25	GOOD! LAYUP by MOON, JAMARIO [PNT]
04:08		85-58	H 27	GOOD! JUMPER by MOON, JAMARIO
03:45		87-58	H 29	GOOD! LAYUP by ANDERSON, ALAN [PNT]
03:09	GOOD! JUMPER by EDWARDS, CORSLEY [PNT]	87-60	H 27	
02:56		89-60	H 29	GOOD! DUNK by WRIGHT, JULIAN [PNT]
02:24		92-60	H 32	GOOD! 3PTR by ANDERSON, ALAN
01:44	GOOD! 3PTR by ARROYO, CARLOS	92-63	H 29	
01:15		95-63	H 32	GOOD! 3PTR by ANDERSON, ALAN
00:47	GOOD! 3PTR by CHALMERS, MARIO	95-66	H 29	
00:41	GOOD! 3PTR by CHALMERS, MARIO	95-69	H 26	

Miami5 69, Toronto5 95

Official Substitutions Log
Miami5 vs Toronto5
Period 1
July 25, 2020 at Orleans Arena



VISITORS: Miami5		Time	Score	HOME: Toronto5
15 CHALMERS, MARIO				33 MOON, JAMARIO
34 EDWARDS, CORSLEY				13 O'BRYANT, PATRICK
22 HITE, ROB				6 ANDERSON, ALAN
7 ARROYO, CARLOS				88 TAYLOR, MIKE
3 SMITH, CRAIG				30 WRIGHT, JULIAN

Miami5 13, Toronto5 26

Official Substitutions Log
Miami5 vs Toronto5
Period 2
July 25, 2020 at Orleans Arena



VISITORS: Miami5		Time	Score	HOME: Toronto5
15 CHALMERS, MARIO				33 MOON, JAMARIO
34 EDWARDS, CORSLEY				13 O'BRYANT, PATRICK
22 HITE, ROB				6 ANDERSON, ALAN
7 ARROYO, CARLOS				88 TAYLOR, MIKE
3 SMITH, CRAIG				30 WRIGHT, JULIAN

Miami5 24, Toronto5 53

Official Substitutions Log
Miami5 vs Toronto5
Period 3
July 25, 2020 at Orleans Arena



VISITORS: Miami5		Time	Score	HOME: Toronto5
15 CHALMERS, MARIO				33 MOON, JAMARIO
34 EDWARDS, CORSLEY				13 O'BRYANT, PATRICK
22 HITE, ROB				6 ANDERSON, ALAN
7 ARROYO, CARLOS				88 TAYLOR, MIKE
3 SMITH, CRAIG				30 WRIGHT, JULIAN

Miami5 48, Toronto5 76

Official Substitutions Log
Miami5 vs Toronto5
Period 4
July 25, 2020 at Orleans Arena



VISITORS: Miami5		Time	Score	HOME: Toronto5
15 CHALMERS, MARIO				33 MOON, JAMARIO
34 EDWARDS, CORSLEY				13 O'BRYANT, PATRICK
22 HITE, ROB				6 ANDERSON, ALAN
7 ARROYO, CARLOS				88 TAYLOR, MIKE
3 SMITH, CRAIG				30 WRIGHT, JULIAN

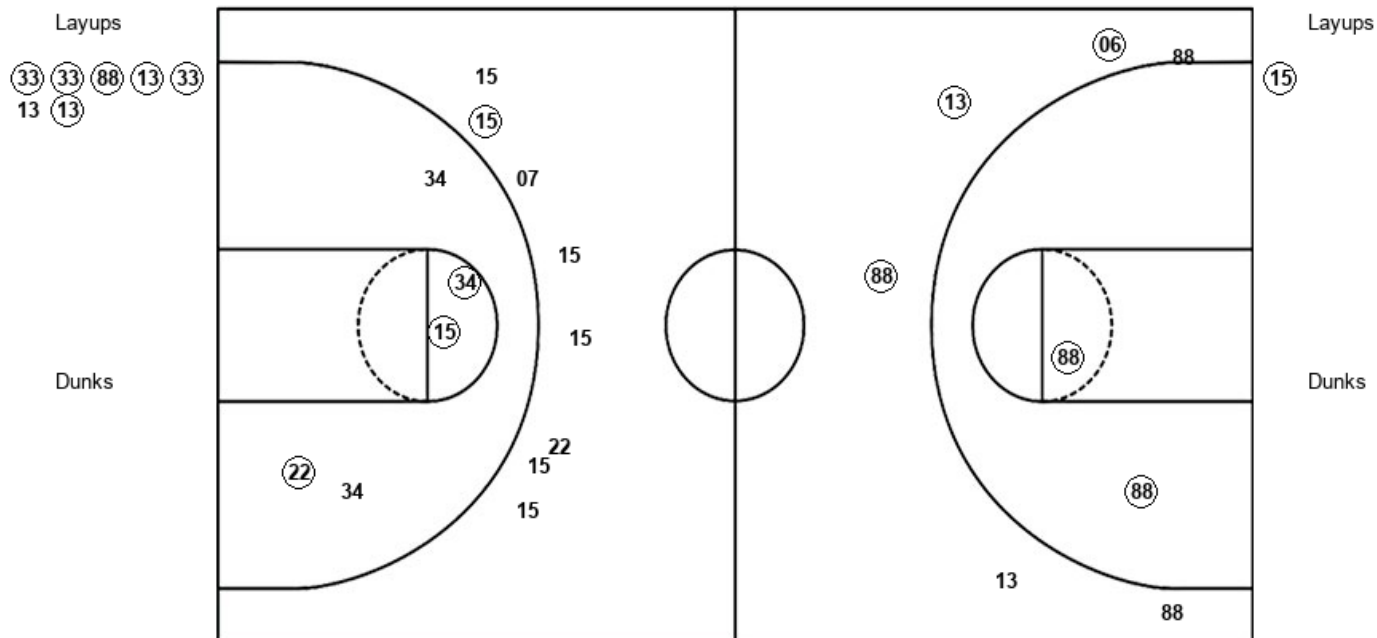
Miami5 69, Toronto5 95

Official Shot Chart
Miami5 vs Toronto5
 PERIOD 1 Shots
 July 25, 2020 at Orleans Arena



Toronto5

Miami5



tor : Period 1	Made	Att	Pct
Layups	6	7	85.7
Dunks	0	0	0
2PT Field Goals	8	9	88.9
3PT Field Goals	3	6	50.0
Total Field Goals	11	15	73.3

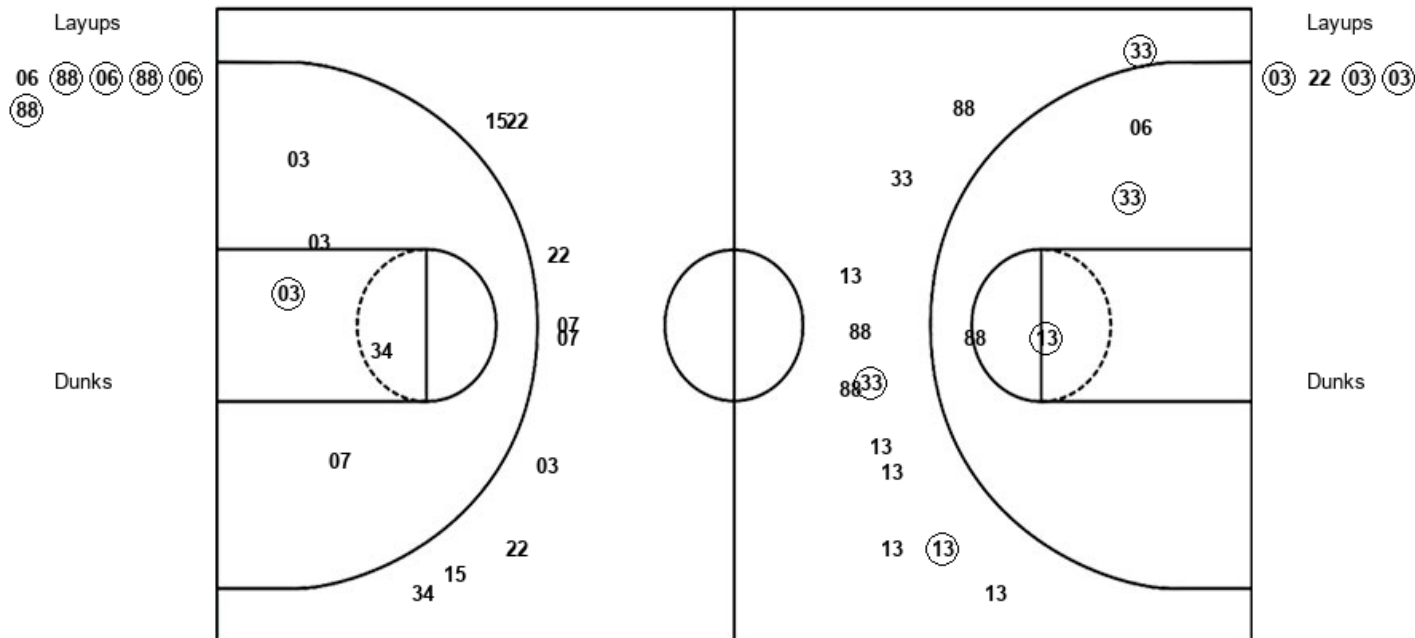
mia : Period 1	Made	Att	Pct
Layups	1	1	100.0
Dunks	0	0	0
2PT Field Goals	4	6	66.7
3PT Field Goals	1	8	12.5
Total Field Goals	5	14	35.7

Official Shot Chart
Miami5 vs Toronto5
 PERIOD 2 Shots
 July 25, 2020 at Orleans Arena



Toronto5

Miami5



tor : Period 2	Made	Att	Pct
Layups	5	6	83.3
Dunks	0	0	0
2PT Field Goals	7	10	70.0
3PT Field Goals	3	12	25.0
Total Field Goals	10	22	45.5

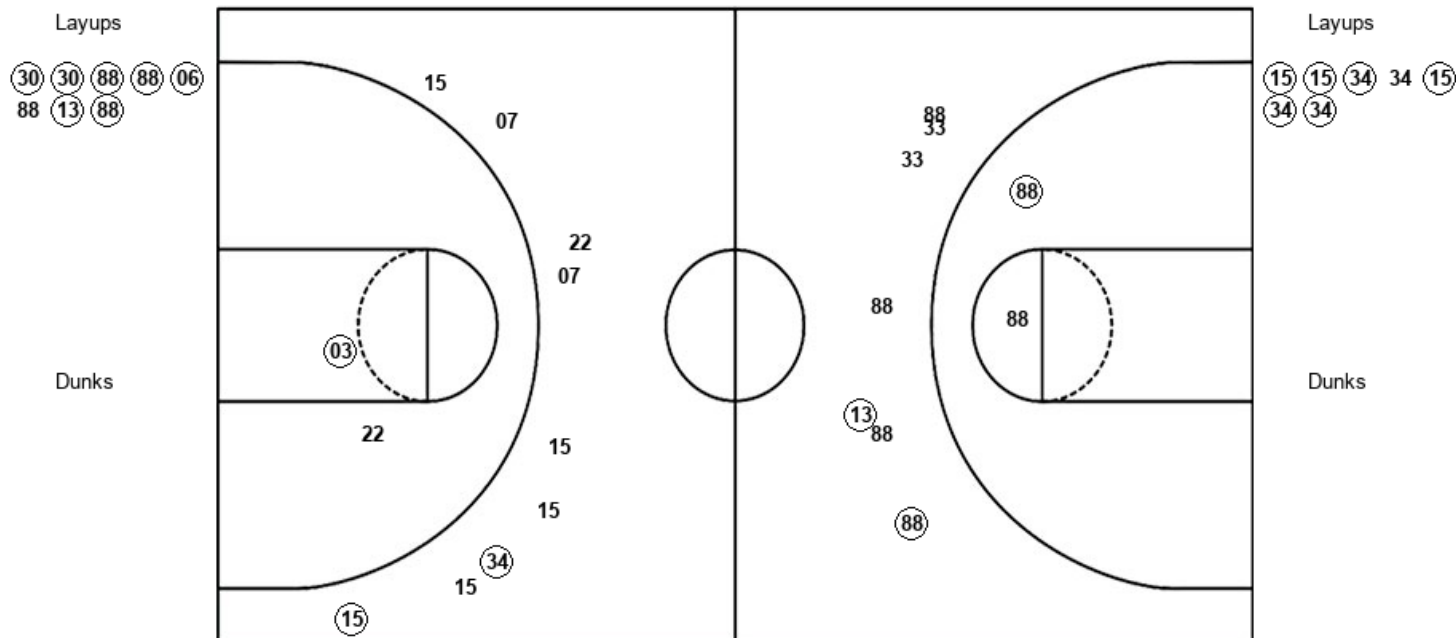
mia : Period 2	Made	Att	Pct
Layups	3	4	75.0
Dunks	0	0	0
2PT Field Goals	4	9	44.4
3PT Field Goals	0	9	00.0
Total Field Goals	4	18	22.2

Official Shot Chart
Miami5 vs Toronto5
 PERIOD 3 Shots
 July 25, 2020 at Orleans Arena

stat**broadcast**


Toronto5

Miami5



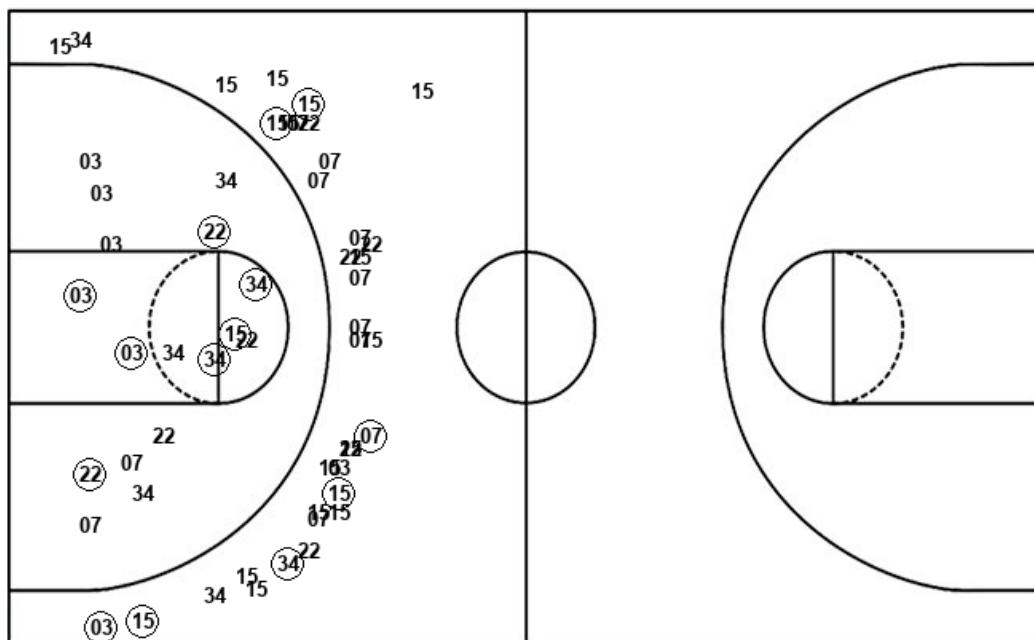
tor : Period 3	Made	Att	Pct
Layups	7	8	87.5
Dunks	0	0	0
2PT Field Goals	8	10	80.0
3PT Field Goals	2	7	28.6
Total Field Goals	10	17	58.8

mia : Period 3	Made	Att	Pct
Layups	6	7	85.7
Dunks	0	0	0
2PT Field Goals	7	9	77.8
3PT Field Goals	2	9	22.2
Total Field Goals	9	18	50.0

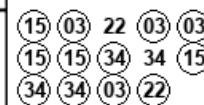
stat**broadcast**

stat**broadcast**

Layups



Layups



Dunks

Dunks

mia : Period 1	Made	Att	Pct
Layups	1	1	100.0
Dunks	0	0	0
2PT Field Goals	4	6	66.7
3PT Field Goals	1	8	12.5
Total Field Goals	5	14	35.7

mia : Period 3	Made	Att	Pct
Layups	6	7	85.7
Dunks	0	0	0
2PT Field Goals	7	9	77.8
3PT Field Goals	2	9	22.2
Total Field Goals	9	18	50.0

mia : Period 2	Made	Att	Pct
Layups	3	4	75.0
Dunks	0	0	0
2PT Field Goals	4	9	44.4
3PT Field Goals	0	9	00.0
Total Field Goals	4	18	22.2

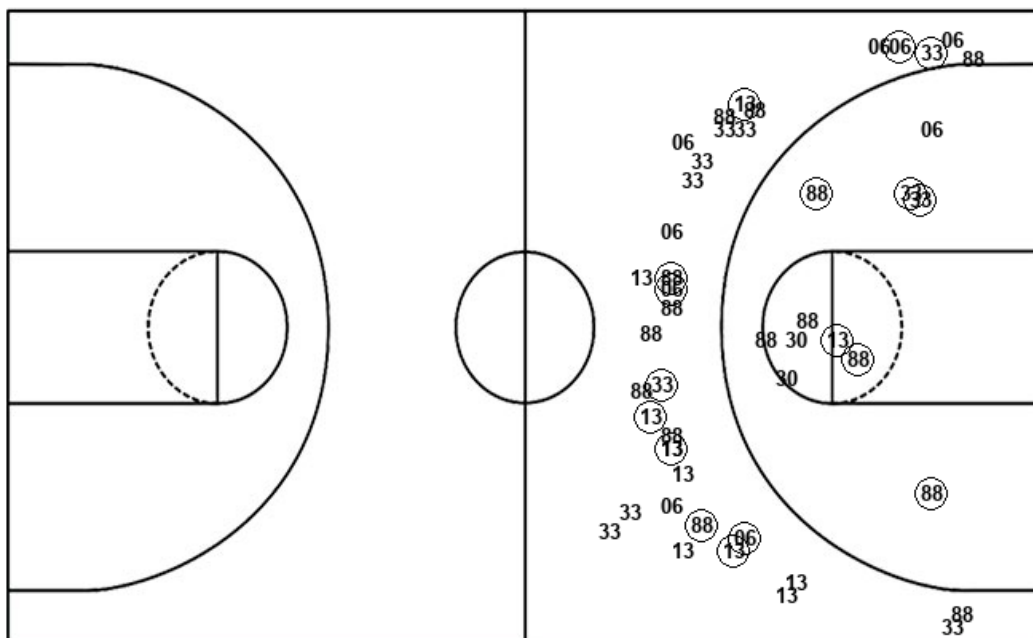
mia : Period 4	Made	Att	Pct
Layups	2	2	100.0
Dunks	0	0	0
2PT Field Goals	4	7	57.1
3PT Field Goals	4	10	40.0
Total Field Goals	8	17	47.1

Official Shot Chart
Miami5 vs Toronto5
 Toronto5 Team Shots
 July 25, 2020 at Orleans Arena

stat**broadcast**

Layups

Dunks



Layups

Dunks

tor : Period 1	Made	Att	Pct
Layups	6	7	85.7
Dunks	0	0	0
2PT Field Goals	8	9	88.9
3PT Field Goals	3	6	50.0
Total Field Goals	11	15	73.3

tor : Period 3	Made	Att	Pct
Layups	7	8	87.5
Dunks	0	0	0
2PT Field Goals	8	10	80.0
3PT Field Goals	2	7	28.6
Total Field Goals	10	17	58.8

tor : Period 2	Made	Att	Pct
Layups	5	6	83.3
Dunks	0	0	0
2PT Field Goals	7	10	70.0
3PT Field Goals	3	12	25.0
Total Field Goals	10	22	45.5

tor : Period 4	Made	Att	Pct
Layups	3	4	75.0
Dunks	1	1	100.0
2PT Field Goals	5	8	62.5
3PT Field Goals	3	12	25.0
Total Field Goals	8	20	40.0