

FINAL SCORE

Arkansas Tech

71



Henderson State

89



November 23, 2019 • Duke Wells Center - Arkadelphia, AR

FINAL STATISTICS

Official Box Score
Arkansas Tech vs Henderson State
Game Totals -- Final Statistics
November 23, 2019 at Duke Wells Center - Arkadelphia, AR



Arkansas Tech 71

No.	Player	S	Pts	FG	3FG	FT	OR	DR	TR	PF	A	TO	Blk	Stl	Min	+/-
02	STACKHOUSE, KE'VONSHAYE	G	7	3-5	1-2	0-0	4	4	8	3	1	0	0	0	24	-3
10	VILLINES, HANNAH	G	14	5-17	2-2	2-2	2	3	5	3	1	1	1	5	34	-18
11	SANDERS, JAYANA	G	5	2-5	1-4	0-0	0	0	0	0	2	2	0	0	22	-12
14	OGLESBY, JALEI	G	18	6-22	0-2	6-7	3	4	7	2	1	2	0	1	32	-18
23	PEEVY, LYCIA	G	9	4-11	1-3	0-0	1	8	9	2	1	2	1	1	28	-22
05	BREATHITT, ASHLEY	G	0	0-1	0-0	0-0	0	0	0	0	0	0	0	0	1	0
21	DA SILVA, BRENDA	F	8	4-6	0-0	0-0	2	1	3	2	0	1	0	0	11	-3
22	JAMES, ABBY	G	0	0-0	0-0	0-0	0	0	0	0	0	0	0	1	1	0
24	SHIPMAN, KALEY	G	3	1-7	1-2	0-0	0	0	0	0	1	0	0	1	19	-8
25	BLADES, BIANCA	F	0	0-0	0-0	0-0	0	0	0	2	0	1	0	1	5	-1
32	GOODSELL, RYANN	F	0	0-2	0-0	0-0	0	2	2	1	1	1	1	1	9	0
33	MYERS, ANNA	F	2	1-2	0-0	0-0	0	0	0	0	0	0	0	0	1	0
34	HEARD, SARAH	F	5	1-3	0-0	3-4	0	2	2	0	0	1	1	1	12	-5
	TEAM						0	0	0	0		0				
TOTALS			71	27-81	6-15	11-13	12	24	36	15	8	11	4	12	199	

Shooting By Period

Period	FG	FG%	3FG	3FG%	FT	FT%
1st Qtr	8-20	40%	3-5	60%	2-2	100%
2nd Qtr	6-17	35%	1-4	25%	4-4	100%
3rd Qtr	10-22	45%	2-4	50%	3-5	60%
4th Qtr	3-22	14%	0-2	00%	2-2	100%
1st Half	14-37	38%	4-9	44%	6-6	100%
2nd Half	13-44	30%	2-6	33%	5-7	71%
Game	27-81	33.3%	6-15	40.0%	11-13	84.6%

Deadball Rebounds: 7,2
Last FG: 4th-00:13
Biggest Run: 11-0
Largest lead: By 5 at 1-08
Technical Fouls: None.

Henderson State 89

No.	Player	S	Pts	FG	3FG	FT	OR	DR	TR	PF	A	TO	Blk	Stl	Min	+/-
02	JONES, PINK	G	8	4-10	0-0	0-0	2	4	6	2	14	5	2	2	33	22
03	ESTES, HAILEY	G	26	8-14	8-12	2-2	3	9	12	2	4	2	1	1	37	18
05	JONES, BLU	G	24	9-17	4-10	2-2	1	1	2	0	3	1	0	1	30	19
25	SNOWDEN, LANI	G	12	4-8	4-6	0-0	0	2	2	0	1	3	0	0	34	20
30	WHALEY, KARRINGTON	F	10	5-13	0-0	0-0	2	8	10	3	0	3	3	0	33	17
10	FARRAR, ASHLEY	G	5	2-7	1-2	0-0	1	2	3	2	1	1	0	0	10	-3
12	NICHOLS, MADI	G	0	0-0	0-0	0-0	0	0	0	0	0	0	0	0	4	0
14	WEBER, LEXIS	F	4	1-2	0-0	2-2	1	1	2	2	0	1	0	0	7	1
21	RABY, GRACIE	G	0	0-0	0-0	0-0	0	0	0	0	0	0	0	0	2	0
22	MAINS, MACI	G	0	0-3	0-1	0-0	0	0	0	4	0	2	0	0	10	-4
	TEAM						0	0	0	0		0				
TOTALS			89	33-74	17-31	6-6	10	27	37	15	23	18	6	4	199	

Shooting By Period

Period	FG	FG%	3FG	3FG%	FT	FT%
1st Qtr	9-18	50%	5-8	63%	3-3	100%
2nd Qtr	11-26	42%	4-10	40%	0-0	0%
3rd Qtr	8-15	53%	6-7	86%	0-0	0%
4th Qtr	5-15	33%	2-6	33%	3-3	100%
1st Half	20-44	45%	9-18	50%	3-3	100%
2nd Half	13-30	43%	8-13	62%	3-3	100%
Game	33-74	44.6%	17-31	54.8%	6-6	100.0%

Deadball Rebounds: 5,10
Last FG: 4th-02:24
Biggest Run: 10-0
Largest lead: By 20 at 4-00
Technical Fouls: None.

Game Notes:

Officials: Marc Gibson, Ron Harris, Aaron McFtridge
 Attendance: 215

Start Time: 02:04 PM ET
 End Time: 03:38 PM ET
 Game Duration: 1:33
 Conference Game;

Score	1st	2nd	3rd	4th	TOT
ATU	21	17	25	8	71
HSU	26	26	22	15	89

ATU led for 4:58. HSU led for 33:37.
 Game was tied for 1:15.
 Times tied: 4 Lead Changes: 3

Points from	ATU	HSU
In the Paint	34	32
Off Turns	10	13
2nd Chance	17	16
Fast Break	9	13
Bench	18	9

Official Box Score
Arkansas Tech vs Henderson State
First Half Statistics Only
November 23, 2019 at Duke Wells Center - Arkadelphia, AR



Arkansas Tech 38

No.	Player	S	Pts	FG	3FG	FT	OR	DR	TR	PF	A	TO	Blk	Stl	Min	+/-
02	STACKHOUSE, KE'VONSHAYE	G	0	0-0	0-0	0-0	0	3	3	3	1	0	0	0	9	1
10	VILLINES, HANNAH	G	7	3-8	1-1	0-0	0	2	2	0	1	1	1	2	18	-14
11	SANDERS, JAYANA	G	3	1-2	1-2	0-0	0	0	0	0	1	2	0	0	9	-8
14	OGLESBY, JALEI	G	10	3-11	0-2	4-4	2	1	3	0	0	1	0	0	18	-14
21	DA SILVA, BRENDA	F	6	3-3	0-0	0-0	0	1	1	1	0	1	0	0	6	-4
22	JAMES, ABBY	G	0	0-0	0-0	0-0	0	0	0	0	0	0	0	0	0	0
23	PEEVY, LYCIA	G	5	2-5	1-2	0-0	0	4	4	2	1	2	1	0	14	-15
24	SHIPMAN, KALEY	G	3	1-4	1-2	0-0	0	0	0	0	1	0	0	0	12	-8
25	BLADES, BIANCA	F	0	0-0	0-0	0-0	0	0	0	1	0	1	0	1	3	-1
32	GOODSELL, RYANN	F	0	0-2	0-0	0-0	0	2	2	0	1	1	1	0	7	-1
33	MYERS, ANNA	F	0	0-0	0-0	0-0	0	0	0	0	0	0	0	0	0	0
34	HEARD, SARAH	F	4	1-2	0-0	2-2	0	1	1	0	0	0	0	0	5	-6
05	BREATHITT, ASHLEY	G	0	0-0	0-0	0-0	0	0	0	0	0	0	0	0	0	0
	TEAM		0	0-0	0-0	0-0	0	0	0	0	0	0	0	0	0	0
TOTALS			38	14-37	4-9	6-6	2	14	16	7	6	9	3	3	100	

Shooting By Period

Period	FG	FG%	3FG	3FG%	FT	FT%
1st Qtr	8-20	40%	3-5	60%	2-2	100%
2nd Qtr	6-17	35%	1-4	25%	4-4	100%
1st Half	14-37	38%	4-9	44%	6-6	100%
Game	27-81	33.3%	6-15	40.0%	11-13	84.6%

Deadball Rebounds: 7,2

Last FG Half: ATU 2nd-04:17

Henderson State 52

No.	Player	S	Pts	FG	3FG	FT	OR	DR	TR	PF	A	TO	Blk	Stl	Min	+/-
02	JONES, PINK	G	6	3-8	0-0	0-0	2	1	3	1	8	2	2	2	17	12
03	ESTES, HAILEY	G	14	4-6	4-6	2-2	1	3	4	0	2	0	1	1	18	14
05	JONES, BLU	G	12	5-12	1-6	1-1	1	0	1	0	2	1	0	1	14	13
10	FARRAR, ASHLEY	G	5	2-5	1-2	0-0	0	1	1	2	1	0	0	0	6	5
12	NICHOLS, MADI	G	0	0-0	0-0	0-0	0	0	0	0	0	0	0	0	2	0
14	WEBER, LEXIS	F	2	1-2	0-0	0-0	1	0	1	0	0	0	0	0	4	5
21	RABY, GRACIE	G	0	0-0	0-0	0-0	0	0	0	0	0	0	0	0	1	0
22	MAINS, MACI	G	0	0-1	0-0	0-0	0	0	0	2	0	1	0	0	4	0
25	SNOWDEN, LANI	G	9	3-5	3-4	0-0	0	2	2	0	1	1	0	0	17	12
30	WHALEY, KARRINGTON	F	4	2-5	0-0	0-0	1	1	2	1	0	1	2	0	16	9
	TEAM		0	0-0	0-0	0-0	0	0	0	0	0	0	0	0	0	0
TOTALS			52	20-44	9-18	3-3	6	8	14	6	14	6	5	4	100	

Shooting By Period

Period	FG	FG%	3FG	3FG%	FT	FT%
1st Qtr	9-18	50%	5-8	63%	3-3	100%
2nd Qtr	11-26	42%	4-10	40%	0-0	0%
1st Half	20-44	45%	9-18	50%	3-3	100%
Game	33-74	44.6%	17-31	54.8%	6-6	100.0%

Deadball Rebounds: 5,10

Last FG Half: HSU 2nd-01:40

Game Notes:

Officials: Marc Gibson, Ron Harris, Aaron McFtridge
Attendance: 215

Start Time: 02:04 PM ET
End Time: 03:38 PM ET
Game Duration: 1:33
Conference Game;

Score	1st	2nd	3rd	4th	TOT
ATU	21	17	25	8	71
HSU	26	26	22	15	89

Points from (This Period)	ATU	HSU
In the Paint	18	22
Off Turns	2	13
2nd Chance	6	11
Fast Break	5	10
Bench	13	7

Official Box Score
Arkansas Tech vs Henderson State
First Quarter Statistics Only
November 23, 2019 at Duke Wells Center - Arkadelphia, AR



Arkansas Tech 21

No.	Player	S	Pts	FG	3FG	FT	OR	DR	TR	PF	A	TO	Blk	Stl	Min	+/-
02	STACKHOUSE, KE'VONSHAYE	G	0	0-0	0-0	0-0	0	3	3	2	1	0	0	0	8	-1
10	VILLINES, HANNAH	G	2	1-3	0-0	0-0	0	0	0	0	1	0	0	0	8	-5
11	SANDERS, JAYANA	G	3	1-2	1-2	0-0	0	0	0	0	0	1	0	0	6	-3
14	OGLESBY, JALEI	G	6	3-7	0-0	0-0	1	0	1	0	0	1	0	0	9	-3
23	PEEVY, LYCIA	G	5	2-2	1-1	0-0	0	1	1	0	0	0	1	0	8	-7
05	BREATHITT, ASHLEY	G	0	0-0	0-0	0-0	0	0	0	0	0	0	0	0	0	0
21	DA SILVA, BRENDA	F	0	0-0	0-0	0-0	0	0	0	0	0	0	0	0	2	2
22	JAMES, ABBY	G	0	0-0	0-0	0-0	0	0	0	0	0	0	0	0	0	0
24	SHIPMAN, KALEY	G	3	1-3	1-2	0-0	0	0	0	0	1	0	0	0	5	-4
25	BLADES, BIANCA	F	0	0-0	0-0	0-0	0	0	0	0	0	0	0	0	0	0
32	GOODSELL, RYANN	F	0	0-2	0-0	0-0	0	1	1	0	0	0	0	0	3	0
33	MYERS, ANNA	F	0	0-0	0-0	0-0	0	0	0	0	0	0	0	0	0	0
34	HEARD, SARAH	F	2	0-1	0-0	2-2	0	1	1	0	0	0	0	0	2	-4
TEAM							0	0	0	0		0				
TOTALS			21	8-20	3-5	2-2	1	6	7	2	3	2	1	0	50	

Shooting By Period

Period	FG	FG%	3FG	3FG%	FT	FT%
1st Qtr	8-20	40%	3-5	60%	2-2	100%
2nd Qtr	6-17	35%	1-4	25%	4-4	100%
1st Half	8-20	40%	3-5	60%	2-2	100%
1st Half	14-37	38%	4-9	44%	6-6	100%
Game	27-81	33.3%	6-15	40.0%	11-13	84.6%

Deadball Rebounds: 7,2

Henderson State 26

No.	Player	S	Pts	FG	3FG	FT	OR	DR	TR	PF	A	TO	Blk	Stl	Min	+/-
02	JONES, PINK	G	2	1-3	0-0	0-0	1	1	2	0	3	1	1	0	8	3
03	ESTES, HAILEY	G	8	2-2	2-2	2-2	1	1	2	0	2	0	0	1	10	5
05	JONES, BLU	G	8	3-6	1-3	1-1	0	0	0	0	1	0	0	0	8	7
25	SNOWDEN, LANI	G	3	1-2	1-2	0-0	0	2	2	0	0	0	0	0	8	1
30	WHALEY, KARRINGTON	F	0	0-1	0-0	0-0	0	0	0	1	0	0	2	0	8	2
10	FARRAR, ASHLEY	G	5	2-3	1-1	0-0	0	1	1	0	0	0	0	0	2	4
12	NICHOLS, MADI	G	0	0-0	0-0	0-0	0	0	0	0	0	0	0	0	0	0
14	WEBER, LEXIS	F	0	0-0	0-0	0-0	0	0	0	0	0	0	0	0	2	3
21	RABY, GRACIE	G	0	0-0	0-0	0-0	0	0	0	0	0	0	0	0	0	0
22	MAINS, MACI	G	0	0-1	0-0	0-0	0	0	0	2	0	1	0	0	4	0
TEAM							0	0	0	0		0				
TOTALS			26	9-18	5-8	3-3	2	5	7	3	6	2	3	1	50	

Shooting By Period

Period	FG	FG%	3FG	3FG%	FT	FT%
1st Qtr	9-18	50%	5-8	63%	3-3	100%
2nd Qtr	11-26	42%	4-10	40%	0-0	0%
1st Half	9-18	50%	5-8	63%	3-3	100%
1st Half	20-44	45%	9-18	50%	3-3	100%
Game	33-74	44.6%	17-31	54.8%	6-6	100.0%

Deadball Rebounds: 5,10

Game Notes:

Officials: Marc Gibson, Ron Harris, Aaron McFatrige
 Attendance: 215

Start Time: 02:04 PM ET
 End Time: 03:38 PM ET
 Game Duration: 1:33
 Conference Game;

Score	1st	2nd	3rd	4th	TOT
ATU	21	17	25	8	71
HSU	26	26	22	15	89

Points from (This Period)	ATU	HSU
In the Paint	8	8
Off Turns	2	3
2nd Chance	4	4
Fast Break	3	6
Bench	5	5

Official Play-By-Play
Arkansas Tech vs Henderson State
First Quarter
November 23, 2019 at Duke Wells Center - Arkadelphia, AR



Period 1

Starters:

Arkansas Tech: 2 STACKHOUSE, KE'VONSHAYE (G); 10 VILLINES, HANNAH (G); 11 SANDERS, JAYANA (G); 14 OGLESBY, JALEI (G); 23 PEEVY, LYCIA (G);

Henderson State: 2 JONES, PINK (G); 3 ESTES, HAILEY (G); 5 JONES, BLU (G); 25 SNOWDEN, LANI (G); 30 WHALEY, KARRINGTON (F);

Time	VISITORS: Arkansas Tech	Score	Margin	HOME: Henderson State
09:43	GOOD! 3PTR by SANDERS, JAYANA	0-3	V 3	
09:43	ASSIST by VILLINES, HANNAH			
09:31				TURNOVER (BADPASS) by JONES, PINK
09:21	TURNOVER (BADPASS) by SANDERS, JAYANA			
09:04				MISSED LAYUP by WHALEY, KARRINGTON
09:03	REBOUND (DEF) by PEEVY, LYCIA			
09:03				FOUL (PERSONAL) by WHALEY, KARRINGTON
08:46	GOOD! JUMPER by VILLINES, HANNAH	0-5	V 5	
08:25				MISSED LAYUP by JONES, BLU
08:25	BLOCK by PEEVY, LYCIA			
08:25				REBOUND (OFF) by TEAM
08:13				MISSED JUMPER by JONES, PINK
08:09				REBOUND (OFF) by JONES, PINK
08:09		2-5	V 3	GOOD! LAYUP by JONES, PINK
07:40	MISSED 3PTR by SANDERS, JAYANA			
07:37				REBOUND (DEF) by JONES, PINK
07:33		5-5	T	GOOD! 3PTR by SNOWDEN, LANI [FB]
07:33				ASSIST by JONES, PINK
07:06	GOOD! JUMPER by OGLESBY, JALEI [PNT]	5-7	V 2	
06:58				MISSED LAYUP by JONES, PINK
06:55	REBOUND (DEF) by STACKHOUSE, KE'VONSHAYE			
06:50	MISSED LAYUP by OGLESBY, JALEI			
06:49	REBOUND (OFF) by TEAM			
06:49				SUB OUT: JONES, PINK
06:49				SUB OUT: WHALEY, KARRINGTON
06:49				SUB IN: WEBER, LEXIS
06:49				SUB IN: MAINS, MACI
06:45	MISSED JUMPER by VILLINES, HANNAH			
06:41				REBOUND (DEF) by SNOWDEN, LANI
06:31				FOUL (OFF) by MAINS, MACI
06:31				TURNOVER (OFFENSIVE) by MAINS, MACI
06:13	GOOD! JUMPER by OGLESBY, JALEI [PNT]	5-9	V 4	
05:59		8-9	V 1	GOOD! 3PTR by JONES, BLU
05:59				ASSIST by ESTES, HAILEY
05:41	GOOD! LAYUP by PEEVY, LYCIA	8-11	V 3	
05:26		10-11	V 1	GOOD! LAYUP by JONES, BLU
05:03	MISSED JUMPER by OGLESBY, JALEI			
05:00				REBOUND (DEF) by SNOWDEN, LANI
04:52				MISSED 3PTR by JONES, BLU
04:49				REBOUND (OFF) by ESTES, HAILEY
04:49	FOUL (PERSONAL) by STACKHOUSE, KE'VONSHAYE			
04:49				SUB OUT: JONES, BLU
04:49				SUB OUT: WEBER, LEXIS
04:49				SUB IN: JONES, PINK
04:49				SUB IN: WHALEY, KARRINGTON
04:49	SUB OUT: SANDERS, JAYANA			
04:49	SUB OUT: PEEVY, LYCIA			
04:49	SUB IN: SHIPMAN, KALEY			
04:49	SUB IN: GOODSSELL, RYANN			
04:49	SUB OUT: VILLINES, HANNAH			
04:49	SUB IN: DA SILVA, BRENDA			
04:49		11-11	T	GOOD! FT by ESTES, HAILEY
04:49		12-11	H 1	GOOD! FT by ESTES, HAILEY
04:32	MISSED LAYUP by GOODSSELL, RYANN			
04:32				BLOCK by WHALEY, KARRINGTON
04:31	REBOUND (OFF) by TEAM			
04:22	MISSED LAYUP by OGLESBY, JALEI			
04:20				REBOUND (DEF) by TEAM
04:07				MISSED JUMPER by MAINS, MACI
04:03	REBOUND (DEF) by STACKHOUSE, KE'VONSHAYE			
03:59	MISSED 3PTR by SHIPMAN, KALEY			
03:57				REBOUND (DEF) by TEAM
03:49		15-11	H 4	GOOD! 3PTR by ESTES, HAILEY
03:49				ASSIST by JONES, PINK
03:20	MISSED JUMPER by GOODSSELL, RYANN			
03:20				BLOCK by JONES, PINK
03:15	REBOUND (OFF) by OGLESBY, JALEI			
03:14	GOOD! JUMPER by OGLESBY, JALEI [PNT]	15-13	H 2	
03:04				MISSED 3PTR by SNOWDEN, LANI

Time	VISITORS: Arkansas Tech	Score	Margin	HOME: Henderson State
03:00	REBOUND (DEF) by STACKHOUSE, KE'VONSHAYE			
02:56	GOOD! 3PTR by SHIPMAN, KALEY [FB]	15-16	V 1	
02:56	ASSIST by STACKHOUSE, KE'VONSHAYE			
02:53				SUB OUT: MAINS, MACI
02:53				SUB IN: JONES, BLU
02:53	SUB OUT: DA SILVA, BRENDA			
02:53	SUB IN: PEEVY, LYCIA			
02:43				MISSED 3PTR by JONES, BLU
02:40	REBOUND (DEF) by GOODSSELL, RYANN			
02:33	TURNOVER (BADPASS) by OGLESBY, JALEI			
02:33				STEAL by ESTES, HAILEY
02:25		17-16	H 1	GOOD! LAYUP by JONES, BLU [FB]
02:25				ASSIST by ESTES, HAILEY
02:19	FOUL (PERSONAL) by STACKHOUSE, KE'VONSHAYE			
02:19				SUB OUT: JONES, PINK
02:19				SUB OUT: SNOWDEN, LANI
02:19				SUB IN: FARRAR, ASHLEY
02:19				SUB IN: MAINS, MACI
02:19	SUB OUT: STACKHOUSE, KE'VONSHAYE			
02:19	SUB OUT: GOODSSELL, RYANN			
02:19	SUB IN: VILLINES, HANNAH			
02:19	SUB IN: HEARD, SARAH			
02:19		18-16	H 2	GOOD! FT by JONES, BLU [FB]
02:04	MISSED LAYUP by HEARD, SARAH			
02:04				BLOCK by WHALEY, KARRINGTON
02:04	REBOUND (OFF) by TEAM			
01:57				FOUL (PERSONAL) by MAINS, MACI
01:57	GOOD! FT by HEARD, SARAH	18-17	H 1	
01:57	GOOD! FT by HEARD, SARAH	18-18	T	
01:57				SUB OUT: MAINS, MACI
01:57				SUB IN: JONES, PINK
01:41		21-18	H 3	GOOD! 3PTR by ESTES, HAILEY
01:41				ASSIST by JONES, BLU
01:21	MISSED JUMPER by OGLESBY, JALEI			
01:19				REBOUND (DEF) by FARRAR, ASHLEY
01:15				MISSED LAYUP by FARRAR, ASHLEY
01:10	REBOUND (DEF) by HEARD, SARAH			
01:10	SUB OUT: OGLESBY, JALEI			
01:10	SUB IN: SANDERS, JAYANA			
01:05	GOOD! 3PTR by PEEVY, LYCIA	21-21	T	
01:05	ASSIST by SHIPMAN, KALEY			
00:49		23-21	H 2	GOOD! LAYUP by FARRAR, ASHLEY
00:33	MISSED JUMPER by VILLINES, HANNAH			
00:31				REBOUND (DEF) by ESTES, HAILEY
00:29		26-21	H 5	GOOD! 3PTR by FARRAR, ASHLEY
00:29				ASSIST by JONES, PINK
00:00	MISSED JUMPER by SHIPMAN, KALEY			
00:00				REBOUND (DEF) by TEAM

Arkansas Tech 21, Henderson State 26

Points from (This Period)	ATU	HSU
In the Paint	8	8
Off Turns	2	3
2nd Chance	4	4
Fast Break	3	6
Bench	5	5

Official Box Score
Arkansas Tech vs Henderson State
Second Quarter Statistics Only
November 23, 2019 at Duke Wells Center - Arkadelphia, AR



Arkansas Tech 17

No.	Player	S	Pts	FG	3FG	FT	OR	DR	TR	PF	A	TO	Blk	Stl	Min	+/-
02	STACKHOUSE, KE'VONSHAYE	G	0	0-0	0-0	0-0	0	0	0	1	0	0	0	0	1	2
10	VILLINES, HANNAH	G	5	2-5	1-1	0-0	0	2	2	0	0	1	1	2	10	-9
11	SANDERS, JAYANA	G	0	0-0	0-0	0-0	0	0	0	0	1	1	0	0	3	-5
14	OGLESBY, JALEI	G	4	0-4	0-2	4-4	1	1	2	0	0	0	0	0	9	-11
23	PEEVY, LYCIA	G	0	0-3	0-1	0-0	0	3	3	2	1	2	0	0	6	-8
05	BREATHITT, ASHLEY	G	0	0-0	0-0	0-0	0	0	0	0	0	0	0	0	0	0
21	DA SILVA, BRENDA	F	6	3-3	0-0	0-0	0	1	1	1	0	1	0	0	4	-6
22	JAMES, ABBY	G	0	0-0	0-0	0-0	0	0	0	0	0	0	0	0	0	0
24	SHIPMAN, KALEY	G	0	0-1	0-0	0-0	0	0	0	0	0	0	0	0	7	-4
25	BLADES, BIANCA	F	0	0-0	0-0	0-0	0	0	0	1	0	1	0	1	3	-1
32	GOODSELL, RYANN	F	0	0-0	0-0	0-0	0	1	1	0	1	1	1	0	4	-1
33	MYERS, ANNA	F	0	0-0	0-0	0-0	0	0	0	0	0	0	0	0	0	0
34	HEARD, SARAH	F	2	1-1	0-0	0-0	0	0	0	0	0	0	0	0	3	-2
TEAM							0	0	0	0	0	0	0	0	0	0
TOTALS			17	6-17	1-4	4-4	1	8	9	5	3	7	2	3	50	

Shooting By Period

Period	FG	FG%	3FG	3FG%	FT	FT%
3rd Qtr	10-22	45%	2-4	50%	3-5	60%
4th Qtr	3-22	14%	0-2	00%	2-2	100%
2nd Half	6-17	35%	1-4	25%	4-4	100%
2nd Half	13-44	30%	2-6	33%	5-7	71%
Game	27-81	33.3%	6-15	40.0%	11-13	84.6%

Deadball Rebounds: 7,2

Henderson State 26

No.	Player	S	Pts	FG	3FG	FT	OR	DR	TR	PF	A	TO	Blk	Stl	Min	+/-
02	JONES, PINK	G	4	2-5	0-0	0-0	1	0	1	1	5	1	1	2	9	9
03	ESTES, HAILEY	G	6	2-4	2-4	0-0	0	2	2	0	0	0	1	0	8	9
05	JONES, BLU	G	4	2-6	0-3	0-0	1	0	1	0	1	1	0	1	6	6
25	SNOWDEN, LANI	G	6	2-3	2-2	0-0	0	0	0	0	1	1	0	0	9	11
30	WHALEY, KARRINGTON	F	4	2-4	0-0	0-0	1	1	2	0	0	1	0	0	8	7
10	FARRAR, ASHLEY	G	0	0-2	0-1	0-0	0	0	0	2	1	0	0	0	4	1
12	NICHOLS, MADI	G	0	0-0	0-0	0-0	0	0	0	0	0	0	0	0	2	0
14	WEBER, LEXIS	F	2	1-2	0-0	0-0	1	0	1	0	0	0	0	0	2	2
21	RABY, GRACIE	G	0	0-0	0-0	0-0	0	0	0	0	0	0	0	0	1	0
22	MAINS, MACI	G	0	0-0	0-0	0-0	0	0	0	0	0	0	0	0	0	0
TEAM							0	0	0	0	0	0	0	0	0	
TOTALS			26	11-26	4-10	0-0	4	3	7	3	8	4	2	3	50	

Shooting By Period

Period	FG	FG%	3FG	3FG%	FT	FT%
3rd Qtr	8-15	53%	6-7	86%	0-0	0%
4th Qtr	5-15	33%	2-6	33%	3-3	100%
2nd Half	11-26	42%	4-10	40%	0-0	0%
2nd Half	13-30	43%	8-13	62%	3-3	100%
Game	33-74	44.6%	17-31	54.8%	6-6	100.0%

Deadball Rebounds: 5,10

Game Notes:

Officials: Marc Gibson, Ron Harris, Aaron McFtridge
 Attendance: 215

Start Time: 02:04 PM ET
 End Time: 03:38 PM ET
 Game Duration: 1:33
 Conference Game;

Score	1st	2nd	3rd	4th	TOT
ATU	21	17	25	8	71
HSU	26	26	22	15	89

Points from (This Period)	ATU	HSU
In the Paint	10	14
Off Turns	0	10
2nd Chance	2	7
Fast Break	2	4
Bench	8	2

Official Play-By-Play
Arkansas Tech vs Henderson State
Second Quarter
November 23, 2019 at Duke Wells Center - Arkadelphia, AR



Period 2

Starters:

Arkansas Tech: 2 STACKHOUSE, KE'VONSHAYE (G); 10 VILLINES, HANNAH (G); 11 SANDERS, JAYANA (G); 14 OGLESBY, JALEI (G); 23 PEEVY, LYCIA (G);

Henderson State: 2 JONES, PINK (G); 3 ESTES, HAILEY (G); 5 JONES, BLU (G); 25 SNOWDEN, LANI (G); 30 WHALEY, KARRINGTON (F);

Time	VISITORS: Arkansas Tech	Score	Margin	HOME: Henderson State
10:00	SUB OUT: SHIPMAN, KALEY			
10:00	SUB IN: STACKHOUSE, KE'VONSHAYE			
09:45				MISSED JUMPER by FARRAR, ASHLEY
09:42	REBOUND (DEF) by PEEVY, LYCIA			
09:33	MISSED JUMPER by PEEVY, LYCIA			
09:31	REBOUND (OFF) by TEAM			
09:25	GOOD! LAYUP by HEARD, SARAH	26-23	H 3	
09:25	ASSIST by PEEVY, LYCIA			
09:15	FOUL (PERSONAL) by STACKHOUSE, KE'VONSHAYE			
09:15				SUB OUT: FARRAR, ASHLEY
09:15				SUB IN: SNOWDEN, LANI
09:15	SUB OUT: STACKHOUSE, KE'VONSHAYE			
09:15	SUB IN: OGLESBY, JALEI			
09:13		28-23	H 5	GOOD! LAYUP by JONES, BLU
09:13				ASSIST by JONES, PINK
08:54	GOOD! JUMPER by VILLINES, HANNAH [PNT]	28-25	H 3	
08:38		31-25	H 6	GOOD! 3PTR by ESTES, HAILEY
08:38				ASSIST by SNOWDEN, LANI
08:21	MISSED LAYUP by PEEVY, LYCIA			
08:19				REBOUND (DEF) by ESTES, HAILEY
08:19	FOUL (PERSONAL) by PEEVY, LYCIA			
08:19				SUB OUT: JONES, BLU
08:19				SUB OUT: WHALEY, KARRINGTON
08:19				SUB IN: FARRAR, ASHLEY
08:19				SUB IN: WEBER, LEXIS
08:11				MISSED 3PTR by ESTES, HAILEY
08:07	REBOUND (DEF) by PEEVY, LYCIA			
08:00	TURNOVER (BADPASS) by SANDERS, JAYANA			
08:00				STEAL by JONES, PINK
07:54		33-25	H 8	GOOD! LAYUP by JONES, PINK [FB]
07:54	TIMEOUT 30SEC			
07:54				
07:43	GOOD! 3PTR by VILLINES, HANNAH	33-28	H 5	
07:43	ASSIST by SANDERS, JAYANA			
07:31		35-28	H 7	GOOD! LAYUP by WEBER, LEXIS
07:31				ASSIST by FARRAR, ASHLEY
07:19	FOUL (OFF) by PEEVY, LYCIA			
07:19	TURNOVER (OFFENSIVE) by PEEVY, LYCIA			
07:18	SUB OUT: PEEVY, LYCIA			
07:18	SUB OUT: HEARD, SARAH			
07:18	SUB IN: DA SILVA, BRENDA			
07:18	SUB IN: GOODSSELL, RYANN			
07:09		38-28	H 10	GOOD! 3PTR by ESTES, HAILEY
07:09				ASSIST by JONES, PINK
07:02				FOUL (PERSONAL) by FARRAR, ASHLEY
07:02	SUB OUT: SANDERS, JAYANA			
07:02	SUB IN: SHIPMAN, KALEY			
07:02	GOOD! FT by OGLESBY, JALEI [FB]	38-29	H 9	
07:02	GOOD! FT by OGLESBY, JALEI [FB]	38-30	H 8	
06:52				MISSED LAYUP by JONES, PINK
06:49				REBOUND (OFF) by WEBER, LEXIS
06:49				MISSED JUMPER by WEBER, LEXIS
06:49				REBOUND (OFF) by TEAM
06:46	FOUL (PERSONAL) by DA SILVA, BRENDA			
06:46				SUB OUT: WEBER, LEXIS
06:46				SUB IN: WHALEY, KARRINGTON
06:45		40-30	H 10	GOOD! LAYUP by WHALEY, KARRINGTON
06:45				ASSIST by JONES, PINK
06:31	GOOD! JUMPER by DA SILVA, BRENDA	40-32	H 8	
06:25				MISSED LAYUP by SNOWDEN, LANI
06:25	BLOCK by GOODSSELL, RYANN			
06:24				REBOUND (OFF) by TEAM
06:24				SUB OUT: FARRAR, ASHLEY
06:24				SUB IN: JONES, BLU
06:17				MISSED JUMPER by JONES, PINK
06:13	REBOUND (DEF) by DA SILVA, BRENDA			
06:09	MISSED JUMPER by VILLINES, HANNAH			
06:06				REBOUND (DEF) by ESTES, HAILEY
06:01				TURNOVER (LOSTBALL) by SNOWDEN, LANI
06:01	STEAL by VILLINES, HANNAH			

Time	VISITORS: Arkansas Tech	Score	Margin	HOME: Henderson State
05:56	MISSED LAYUP by OGLESBY, JALEI			
05:56				BLOCK by JONES, PINK
05:56	REBOUND (OFF) by TEAM			
05:56				SUB OUT: JONES, PINK
05:56				SUB IN: NICHOLS, MADI
05:51	MISSED JUMPER by OGLESBY, JALEI			
05:49				REBOUND (DEF) by TEAM
05:35				MISSED 3PTR by ESTES, HAILEY
05:32	REBOUND (DEF) by VILLINES, HANNAH			
05:22	MISSED 3PTR by OGLESBY, JALEI			
05:18				REBOUND (DEF) by TEAM
05:18				SUB OUT: ESTES, HAILEY
05:18				SUB IN: JONES, PINK
05:10				MISSED 3PTR by JONES, BLU
05:07				REBOUND (OFF) by TEAM
05:01				MISSED 3PTR by JONES, BLU
04:56				REBOUND (OFF) by JONES, PINK
04:56		42-32	H 10	GOOD! LAYUP by WHALEY, KARRINGTON
04:56				ASSIST by JONES, PINK
04:45	GOOD! LAYUP by DA SILVA, BRENDA	42-34	H 8	
04:45	ASSIST by GOODSSELL, RYANN			
04:32		44-34	H 10	GOOD! JUMPER by JONES, PINK [PNT]
04:17	GOOD! JUMPER by DA SILVA, BRENDA	44-36	H 8	
04:06				MISSED JUMPER by JONES, PINK
04:02	REBOUND (DEF) by GOODSSELL, RYANN			
04:01	TURNOVER (LOSTBALL) by GOODSSELL, RYANN			
04:01				STEAL by JONES, PINK
03:54				MISSED LAYUP by WHALEY, KARRINGTON
03:54	BLOCK by VILLINES, HANNAH			
03:50				REBOUND (OFF) by WHALEY, KARRINGTON
03:49				TURNOVER (LOSTBALL) by WHALEY, KARRINGTON
03:49	STEAL by VILLINES, HANNAH			
03:45	TURNOVER (LOSTBALL) by VILLINES, HANNAH			
03:45				SUB OUT: NICHOLS, MADI
03:45				SUB IN: ESTES, HAILEY
03:45	SUB OUT: GOODSSELL, RYANN			
03:45	SUB IN: PEEVY, LYCIA			
03:31				MISSED JUMPER by JONES, BLU
03:28				REBOUND (OFF) by JONES, BLU
03:26		47-36	H 11	GOOD! 3PTR by SNOWDEN, LANI
03:26				ASSIST by JONES, BLU
03:15	TURNOVER (BADPASS) by DA SILVA, BRENDA			
03:15				STEAL by JONES, BLU
03:12		49-36	H 13	GOOD! LAYUP by JONES, BLU [FB]
03:12	TIMEOUT TEAM			
03:12				SUB OUT: JONES, PINK
03:12				SUB OUT: JONES, BLU
03:12				SUB OUT: WHALEY, KARRINGTON
03:12				SUB IN: FARRAR, ASHLEY
03:12				SUB IN: WEBER, LEXIS
03:12				SUB IN: RABY, GRACIE
03:12	SUB OUT: DA SILVA, BRENDA			
03:12	SUB IN: BLADES, BIANCA			
02:53	FOUL (OFF) by BLADES, BIANCA			
02:53	TURNOVER (OFFENSIVE) by BLADES, BIANCA			
02:36				MISSED 3PTR by FARRAR, ASHLEY
02:33	REBOUND (DEF) by OGLESBY, JALEI			
02:22	TURNOVER (BADPASS) by PEEVY, LYCIA			
02:22				SUB OUT: RABY, GRACIE
02:22				SUB IN: JONES, PINK
02:22				SUB OUT: WEBER, LEXIS
02:22				SUB IN: WHALEY, KARRINGTON
02:09				MISSED JUMPER by WHALEY, KARRINGTON
02:06	REBOUND (DEF) by VILLINES, HANNAH			
01:59	MISSED LAYUP by VILLINES, HANNAH			
01:59				BLOCK by ESTES, HAILEY
01:55	REBOUND (OFF) by OGLESBY, JALEI			
01:55				FOUL (PERSONAL) by FARRAR, ASHLEY
01:51	MISSED 3PTR by PEEVY, LYCIA			
01:47				REBOUND (DEF) by WHALEY, KARRINGTON
01:40		52-36	H 16	GOOD! 3PTR by SNOWDEN, LANI
01:40				ASSIST by JONES, PINK
01:28				FOUL (PERSONAL) by JONES, PINK
01:28	GOOD! FT by OGLESBY, JALEI	52-37	H 15	
01:28	GOOD! FT by OGLESBY, JALEI	52-38	H 14	
01:28				SUB OUT: FARRAR, ASHLEY
01:28				SUB IN: JONES, BLU
01:15				TURNOVER (BADPASS) by JONES, BLU
00:58	MISSED JUMPER by VILLINES, HANNAH			
00:56				REBOUND (DEF) by TEAM

Time	VISITORS: Arkansas Tech	Score	Margin	HOME: Henderson State
00:42				TURNOVER (BADPASS) by JONES, PINK
00:42	STEAL by BLADES, BIANCA			
00:30	MISSED LAYUP by SHIPMAN, KALEY			
00:28				REBOUND (DEF) by TEAM
00:04				MISSED 3PTR by JONES, BLU
00:00	REBOUND (DEF) by PEEVY, LYCIA			
00:00	MISSED 3PTR by OGLESBY, JALEI			
00:00				REBOUND (DEF) by TEAM

Arkansas Tech 38, Henderson State 52

Points from (This Period)	ATU	HSU
In the Paint	10	14
Off Turns	0	10
2nd Chance	2	7
Fast Break	2	4
Bench	8	2

Official Box Score
Arkansas Tech vs Henderson State
Second Half Statistics Only
November 23, 2019 at Duke Wells Center - Arkadelphia, AR



Arkansas Tech 33

No.	Player	S	Pts	FG	3FG	FT	OR	DR	TR	PF	A	TO	Blk	Stl	Min	+/-
02	STACKHOUSE, KE'VONSHAYE	G	7	3-5	1-2	0-0	4	1	5	0	0	0	0	0	16	-4
10	VILLINES, HANNAH	G	7	2-9	1-1	2-2	2	1	3	3	0	0	0	3	16	-4
11	SANDERS, JAYANA	G	2	1-3	0-2	0-0	0	0	0	0	1	0	0	0	12	-4
14	OGLESBY, JALEI	G	8	3-11	0-0	2-3	1	3	4	2	1	1	0	1	14	-4
21	DA SILVA, BRENDA	F	2	1-3	0-0	0-0	2	0	2	1	0	0	0	0	5	1
22	JAMES, ABBY	G	0	0-0	0-0	0-0	0	0	0	0	0	0	0	1	1	0
23	PEEVY, LYCIA	G	4	2-6	0-1	0-0	1	4	5	0	0	0	0	1	13	-7
24	SHIPMAN, KALEY	G	0	0-3	0-0	0-0	0	0	0	0	0	0	0	1	8	0
25	BLADES, BIANCA	F	0	0-0	0-0	0-0	0	0	0	1	0	0	0	0	1	0
32	GOODSELL, RYANN	F	0	0-0	0-0	0-0	0	0	0	1	0	0	0	1	3	1
33	MYERS, ANNA	F	2	1-2	0-0	0-0	0	0	0	0	0	0	0	0	1	0
34	HEARD, SARAH	F	1	0-1	0-0	1-2	0	1	1	0	0	1	1	1	6	1
05	BREATHITT, ASHLEY	G	0	0-1	0-0	0-0	0	0	0	0	0	0	0	0	1	0
	TEAM		0	0-0	0-0	0-0	0	0	0	0	0	0	0	0	0	0
TOTALS			33	13-44	2-6	5-7	10	10	20	8	2	2	1	9	99	

Shooting By Period

Period	FG	FG%	3FG	3FG%	FT	FT%
3rd Qtr	10-22	45%	2-4	50%	3-5	60%
4th Qtr	3-22	14%	0-2	00%	2-2	100%
2nd Half	13-44	30%	2-6	33%	5-7	71%
Game	27-81	33.3%	6-15	40.0%	11-13	84.6%

Deadball Rebounds: 7,2
Last FG Half: ATU 4th-00:13

Henderson State 37

No.	Player	S	Pts	FG	3FG	FT	OR	DR	TR	PF	A	TO	Blk	Stl	Min	+/-
02	JONES, PINK	G	2	1-2	0-0	0-0	0	3	3	1	6	3	0	0	17	10
03	ESTES, HAILEY	G	12	4-8	4-6	0-0	2	6	8	2	2	2	0	0	18	4
05	JONES, BLU	G	12	4-5	3-4	1-1	0	1	1	0	1	0	0	0	15	6
10	FARRAR, ASHLEY	G	0	0-2	0-0	0-0	1	1	2	0	0	1	0	0	4	-8
12	NICHOLS, MADI	G	0	0-0	0-0	0-0	0	0	0	0	0	0	0	0	1	0
14	WEBER, LEXIS	F	2	0-0	0-0	2-2	0	1	1	2	0	1	0	0	3	-4
21	RABY, GRACIE	G	0	0-0	0-0	0-0	0	0	0	0	0	0	0	0	1	0
22	MAINS, MACI	G	0	0-2	0-1	0-0	0	0	0	2	0	1	0	0	5	-4
25	SNOWDEN, LANI	G	3	1-3	1-2	0-0	0	0	0	0	0	2	0	0	17	8
30	WHALEY, KARRINGTON	F	6	3-8	0-0	0-0	1	7	8	2	0	2	1	0	17	8
	TEAM		0	0-0	0-0	0-0	0	0	0	0	0	0	0	0	0	0
TOTALS			37	13-30	8-13	3-3	4	19	23	9	9	12	1	0	99	

Shooting By Period

Period	FG	FG%	3FG	3FG%	FT	FT%
3rd Qtr	8-15	53%	6-7	86%	0-0	0%
4th Qtr	5-15	33%	2-6	33%	3-3	100%
2nd Half	13-30	43%	8-13	62%	3-3	100%
Game	33-74	44.6%	17-31	54.8%	6-6	100.0%

Deadball Rebounds: 5,10
Last FG Half: HSU 4th-02:24

Game Notes:

Officials: Marc Gibson, Ron Harris, Aaron McFtridge
 Attendance: 215

Start Time: 02:04 PM ET
 End Time: 03:38 PM ET
 Game Duration: 1:33
 Conference Game;

Score	1st	2nd	3rd	4th	TOT
ATU	21	17	25	8	71
HSU	26	26	22	15	89

Points from (This Period)	ATU	HSU
In the Paint	16	10
Off Turns	8	0
2nd Chance	11	5
Fast Break	4	3
Bench	5	2

Official Box Score
Arkansas Tech vs Henderson State
Third Quarter Statistics Only
November 23, 2019 at Duke Wells Center - Arkadelphia, AR



Arkansas Tech 33

No.	Player	S	Pts	FG	3FG	FT	OR	DR	TR	PF	A	TO	Blk	Stl	Min	+/-
02	STACKHOUSE, KE'VONSHAYE	G	5	2-3	1-1	0-0	2	0	2	0	0	0	0	0	10	3
10	VILLINES, HANNAH	G	5	2-4	1-1	0-0	1	1	2	0	0	0	0	2	8	3
11	SANDERS, JAYANA	G	2	1-3	0-2	0-0	0	0	0	0	1	0	0	0	6	2
14	OGLESBY, JALEI	G	8	3-7	0-0	2-3	1	1	2	1	1	0	0	1	8	2
23	PEEVY, LYCIA	G	4	2-4	0-0	0-0	0	1	1	0	0	0	0	1	7	2
05	BREATHITT, ASHLEY	G	0	0-0	0-0	0-0	0	0	0	0	0	0	0	0	0	0
21	DA SILVA, BRENDA	F	0	0-0	0-0	0-0	0	0	0	0	0	0	0	0	1	0
22	JAMES, ABBY	G	0	0-0	0-0	0-0	0	0	0	0	0	0	0	0	0	0
24	SHIPMAN, KALEY	G	0	0-1	0-0	0-0	0	0	0	0	0	0	0	1	4	1
25	BLADES, BIANCA	F	0	0-0	0-0	0-0	0	0	0	0	0	0	0	0	0	0
32	GOODSELL, RYANN	F	0	0-0	0-0	0-0	0	0	0	1	0	0	0	1	3	1
33	MYERS, ANNA	F	0	0-0	0-0	0-0	0	0	0	0	0	0	0	0	0	0
34	HEARD, SARAH	F	1	0-0	0-0	1-2	0	1	1	0	0	1	0	0	3	1
TEAM							0	0	0	0		0				
TOTALS			25	10-22	2-4	3-5	4	4	8	2	2	1	0	6	50	

Shooting By Period

Period	FG	FG%	3FG	3FG%	FT	FT%
2nd Half	0-0	0%	0-0	0%	0-0	0%
Game	27-81	33.3%	6-15	40.0%	11-13	84.6%

Deadball Rebounds: 7,2

Henderson State 37

No.	Player	S	Pts	FG	3FG	FT	OR	DR	TR	PF	A	TO	Blk	Stl	Min	+/-
02	JONES, PINK	G	0	0-1	0-0	0-0	0	1	1	0	4	2	0	0	9	1
03	ESTES, HAILEY	G	6	2-2	2-2	0-0	1	2	3	2	2	2	0	0	10	-3
05	JONES, BLU	G	9	3-3	3-3	0-0	0	1	1	0	1	0	0	0	9	-1
25	SNOWDEN, LANI	G	3	1-2	1-2	0-0	0	0	0	0	0	2	0	0	9	1
30	WHALEY, KARRINGTON	F	4	2-5	0-0	0-0	1	2	3	1	0	2	1	0	9	-1
10	FARRAR, ASHLEY	G	0	0-1	0-0	0-0	0	0	0	0	0	0	0	0	2	-6
12	NICHOLS, MADI	G	0	0-0	0-0	0-0	0	0	0	0	0	0	0	0	0	0
14	WEBER, LEXIS	F	0	0-0	0-0	0-0	0	0	0	1	0	0	0	0	1	-2
21	RABY, GRACIE	G	0	0-0	0-0	0-0	0	0	0	0	0	0	0	0	0	0
22	MAINS, MACI	G	0	0-1	0-0	0-0	0	0	0	1	0	0	0	0	1	-4
TEAM							0	0	0	0		0				
TOTALS			22	8-15	6-7	0-0	2	6	8	5	7	8	1	0	50	

Shooting By Period

Period	FG	FG%	3FG	3FG%	FT	FT%
2nd Half	0-0	0%	0-0	0%	0-0	0%
Game	33-74	44.6%	17-31	54.8%	6-6	100.0%

Deadball Rebounds: 5,10

Game Notes:

Officials: Marc Gibson, Ron Harris, Aaron McFtridge
 Attendance: 215

Start Time: 02:04 PM ET
 End Time: 03:38 PM ET
 Game Duration: 1:33
 Conference Game;

Score	1st	2nd	3rd	4th	TOT
ATU	21	17	25	8	71
HSU	26	26	22	15	89

Points from (This Period)	ATU	HSU
In the Paint	10	4
Off Turns	8	0
2nd Chance	9	3
Fast Break	4	0
Bench	1	0

Official Play-By-Play
Arkansas Tech vs Henderson State
Third Quarter
November 23, 2019 at Duke Wells Center - Arkadelphia, AR



Period 3

Starters:

Arkansas Tech: 2 STACKHOUSE, KE'VONSHAYE (G); 10 VILLINES, HANNAH (G); 11 SANDERS, JAYANA (G); 14 OGLESBY, JALEI (G); 23 PEEVY, LYCIA (G);

Henderson State: 2 JONES, PINK (G); 3 ESTES, HAILEY (G); 5 JONES, BLU (G); 25 SNOWDEN, LANI (G); 30 WHALEY, KARRINGTON (F);

Time	VISITORS: Arkansas Tech	Score	Margin	HOME: Henderson State
10:00	SUB OUT: SHIPMAN, KALEY			
10:00	SUB OUT: BLADES, BIANCA			
10:00	SUB IN: STACKHOUSE, KE'VONSHAYE			
10:00	SUB IN: SANDERS, JAYANA			
09:52		55-38	H 17	GOOD! 3PTR by ESTES, HAILEY
09:52				ASSIST by JONES, PINK
09:34	MISSED JUMPER by VILLINES, HANNAH			
09:31	REBOUND (OFF) by OGLESBY, JALEI			
09:30	MISSED JUMPER by OGLESBY, JALEI			
09:27	REBOUND (OFF) by VILLINES, HANNAH			
09:25	GOOD! LAYUP by PEEVY, LYCIA	55-40	H 15	
09:25	ASSIST by SANDERS, JAYANA			
09:14				TURNOVER (LOSTBALL) by JONES, PINK
09:14	STEAL by VILLINES, HANNAH			
08:57	MISSED JUMPER by VILLINES, HANNAH			
08:53				REBOUND (DEF) by JONES, PINK
08:45		58-40	H 18	GOOD! 3PTR by JONES, BLU
08:45				ASSIST by JONES, PINK
08:23	MISSED JUMPER by OGLESBY, JALEI			
08:21				REBOUND (DEF) by TEAM
08:21				SUB OUT: JONES, PINK
08:21				SUB IN: MAINS, MACI
08:10				MISSED JUMPER by WHALEY, KARRINGTON
08:07	REBOUND (DEF) by PEEVY, LYCIA			
07:58	MISSED JUMPER by PEEVY, LYCIA			
07:55				REBOUND (DEF) by WHALEY, KARRINGTON
07:46				MISSED JUMPER by MAINS, MACI
07:44				REBOUND (OFF) by WHALEY, KARRINGTON
07:43				MISSED JUMPER by WHALEY, KARRINGTON
07:41	REBOUND (DEF) by VILLINES, HANNAH			
07:35	MISSED 3PTR by SANDERS, JAYANA			
07:30	REBOUND (OFF) by STACKHOUSE, KE'VONSHAYE			
07:29	GOOD! LAYUP by STACKHOUSE, KE'VONSHAYE	58-42	H 16	
07:28				TIMEOUT 30SEC
07:28				SUB OUT: JONES, BLU
07:28				SUB OUT: WHALEY, KARRINGTON
07:28				SUB IN: FARRAR, ASHLEY
07:28				SUB IN: WEBER, LEXIS
07:12				TURNOVER (BADPASS) by SNOWDEN, LANI
07:12	STEAL by OGLESBY, JALEI			
07:08	GOOD! LAYUP by OGLESBY, JALEI [FB]	58-44	H 14	
07:08				FOUL (PERSONAL) by MAINS, MACI
07:08				SUB OUT: MAINS, MACI
07:08				SUB IN: JONES, PINK
07:08	MISSED FT by OGLESBY, JALEI			
07:06				REBOUND (DEF) by ESTES, HAILEY
06:54				TURNOVER (BADPASS) by SNOWDEN, LANI
06:54	STEAL by PEEVY, LYCIA			
06:54				FOUL (PERSONAL) by WEBER, LEXIS
06:54				SUB OUT: WEBER, LEXIS
06:54				SUB OUT: SNOWDEN, LANI
06:54				SUB IN: JONES, BLU
06:54				SUB IN: WHALEY, KARRINGTON
06:38	GOOD! LAYUP by OGLESBY, JALEI	58-46	H 12	
06:28				MISSED LAYUP by FARRAR, ASHLEY
06:25	REBOUND (DEF) by OGLESBY, JALEI			
06:22	GOOD! LAYUP by SANDERS, JAYANA [FB]	58-48	H 10	
06:10				TURNOVER (LOSTBALL) by WHALEY, KARRINGTON
06:10	STEAL by VILLINES, HANNAH			
05:57				SUB OUT: FARRAR, ASHLEY
05:57				SUB IN: SNOWDEN, LANI
05:55	MISSED 3PTR by SANDERS, JAYANA			
05:51	REBOUND (OFF) by STACKHOUSE, KE'VONSHAYE			
05:49	GOOD! 3PTR by VILLINES, HANNAH	58-51	H 7	
05:28		61-51	H 10	GOOD! 3PTR by JONES, BLU
05:28				ASSIST by JONES, PINK
05:13	MISSED LAYUP by PEEVY, LYCIA			
05:13				BLOCK by WHALEY, KARRINGTON
05:13	REBOUND (OFF) by TEAM			

Time	VISITORS: Arkansas Tech	Score	Margin	HOME: Henderson State
05:09	GOOD! JUMPER by PEEVY, LYCIA	61-53	H 8	
05:05	FOUL (PERSONAL) by OGLESBY, JALEI			
04:56		63-53	H 10	GOOD! LAYUP by WHALEY, KARRINGTON
04:56				ASSIST by JONES, PINK
04:34	GOOD! JUMPER by OGLESBY, JALEI	63-55	H 8	
04:26		66-55	H 11	GOOD! 3PTR by SNOWDEN, LANI
04:26				ASSIST by ESTES, HAILEY
04:08	GOOD! JUMPER by VILLINES, HANNAH	66-57	H 9	
04:08	ASSIST by OGLESBY, JALEI			
03:58		69-57	H 12	GOOD! 3PTR by ESTES, HAILEY
03:58				ASSIST by JONES, BLU
03:37				FOUL (PERSONAL) by ESTES, HAILEY
03:37				
03:37	SUB OUT: VILLINES, HANNAH			
03:37	SUB OUT: SANDERS, JAYANA			
03:37	SUB OUT: PEEVY, LYCIA			
03:37	SUB IN: SHIPMAN, KALEY			
03:37	SUB IN: GOODSSELL, RYANN			
03:37	GOOD! FT by OGLESBY, JALEI	69-58	H 11	
03:37	GOOD! FT by OGLESBY, JALEI	69-59	H 10	
03:37	SUB IN: HEARD, SARAH			
03:13				FOUL (OFF) by WHALEY, KARRINGTON
03:13				TURNOVER (OFFENSIVE) by WHALEY, KARRINGTON
03:02				FOUL (PERSONAL) by ESTES, HAILEY
03:02	MISSED FT by HEARD, SARAH			
03:02	REBOUND (OFF) by TEAM			
03:02	GOOD! FT by HEARD, SARAH	69-60	H 9	
02:52				MISSED JUMPER by WHALEY, KARRINGTON
02:49				REBOUND (OFF) by ESTES, HAILEY
02:42		72-60	H 12	GOOD! 3PTR by JONES, BLU
02:42				ASSIST by ESTES, HAILEY
02:23	MISSED LAYUP by OGLESBY, JALEI			
02:20				REBOUND (DEF) by WHALEY, KARRINGTON
02:03				MISSED LAYUP by JONES, PINK
02:00	REBOUND (DEF) by HEARD, SARAH			
01:55	MISSED JUMPER by OGLESBY, JALEI			
01:54				REBOUND (DEF) by TEAM
01:54	FOUL (PERSONAL) by GOODSSELL, RYANN			
01:54	SUB OUT: OGLESBY, JALEI			
01:54	SUB IN: VILLINES, HANNAH			
01:41		74-60	H 14	GOOD! LAYUP by WHALEY, KARRINGTON
01:29	GOOD! 3PTR by STACKHOUSE, KE'VONSHAYE	74-63	H 11	
01:01				TURNOVER (LOSTBALL) by ESTES, HAILEY
00:51	TURNOVER (3SEC) by HEARD, SARAH			
00:45				TURNOVER (BADPASS) by JONES, PINK
00:45	STEAL by SHIPMAN, KALEY			
00:40	MISSED LAYUP by SHIPMAN, KALEY			
00:37				REBOUND (DEF) by JONES, BLU
00:30				TURNOVER (LOSTBALL) by ESTES, HAILEY
00:30	STEAL by GOODSSELL, RYANN			
00:30	TIMEOUT 30SEC			
00:30	SUB OUT: GOODSSELL, RYANN			
00:30	SUB OUT: HEARD, SARAH			
00:30	SUB IN: DA SILVA, BRENDA			
00:30	SUB IN: PEEVY, LYCIA			
00:07	MISSED JUMPER by STACKHOUSE, KE'VONSHAYE			
00:04				REBOUND (DEF) by ESTES, HAILEY
00:03				MISSED 3PTR by SNOWDEN, LANI
00:00	REBOUND (DEF) by TEAM			

Arkansas Tech 63, Henderson State 74

Points from (This Period)	ATU	HSU
In the Paint	10	4
Off Turns	8	0
2nd Chance	9	3
Fast Break	4	0
Bench	1	0

Official Box Score
Arkansas Tech vs Henderson State
Fourth Quarter Statistics Only
November 23, 2019 at Duke Wells Center - Arkadelphia, AR



Arkansas Tech 8

No.	Player	S	Pts	FG	3FG	FT	OR	DR	TR	PF	A	TO	Blk	Stl	Min	+/-
02	STACKHOUSE, KE'VONSHAYE	G	2	1-2	0-1	0-0	2	1	3	0	0	0	0	0	6	-7
10	VILLINES, HANNAH	G	2	0-5	0-0	2-2	1	0	1	3	0	0	0	1	8	-7
11	SANDERS, JAYANA	G	0	0-0	0-0	0-0	0	0	0	0	0	0	0	0	6	-6
14	OGLESBY, JALEI	G	0	0-4	0-0	0-0	0	2	2	1	0	1	0	0	6	-6
23	PEEVY, LYCIA	G	0	0-2	0-1	0-0	1	3	4	0	0	0	0	0	6	-9
05	BREATHITT, ASHLEY	G	0	0-1	0-0	0-0	0	0	0	0	0	0	0	0	1	0
21	DA SILVA, BRENDA	F	2	1-3	0-0	0-0	2	0	2	1	0	0	0	0	4	1
22	JAMES, ABBY	G	0	0-0	0-0	0-0	0	0	0	0	0	0	0	1	1	0
24	SHIPMAN, KALEY	G	0	0-2	0-0	0-0	0	0	0	0	0	0	0	0	4	-1
25	BLADES, BIANCA	F	0	0-0	0-0	0-0	0	0	0	1	0	0	0	0	1	0
32	GOODSELL, RYANN	F	0	0-0	0-0	0-0	0	0	0	0	0	0	0	0	0	0
33	MYERS, ANNA	F	2	1-2	0-0	0-0	0	0	0	0	0	0	0	0	1	0
34	HEARD, SARAH	F	0	0-1	0-0	0-0	0	0	0	0	0	0	1	1	3	0
TEAM							0	0	0	0		0				
TOTALS			8	3-22	0-2	2-2	6	6	12	6	0	1	1	3	49	

Shooting By Period

Period	FG	FG%	3FG	3FG%	FT	FT%
Game	27-81	33.3%	6-15	40.0%	11-13	84.6%

Deadball Rebounds: 7,2

Henderson State 15

No.	Player	S	Pts	FG	3FG	FT	OR	DR	TR	PF	A	TO	Blk	Stl	Min	+/-
02	JONES, PINK	G	2	1-1	0-0	0-0	0	2	2	1	2	1	0	0	8	9
03	ESTES, HAILEY	G	6	2-6	2-4	0-0	1	4	5	0	0	0	0	0	8	7
05	JONES, BLU	G	3	1-2	0-1	1-1	0	0	0	0	0	0	0	0	6	7
25	SNOWDEN, LANI	G	0	0-1	0-0	0-0	0	0	0	0	0	0	0	0	8	7
30	WHALEY, KARRINGTON	F	2	1-3	0-0	0-0	0	5	5	1	0	0	0	0	8	9
10	FARRAR, ASHLEY	G	0	0-1	0-0	0-0	1	1	2	0	0	1	0	0	2	-2
12	NICHOLS, MADI	G	0	0-0	0-0	0-0	0	0	0	0	0	0	0	0	1	0
14	WEBER, LEXIS	F	2	0-0	0-0	2-2	0	1	1	1	0	1	0	0	2	-2
21	RABY, GRACIE	G	0	0-0	0-0	0-0	0	0	0	0	0	0	0	0	1	0
22	MAINS, MACI	G	0	0-1	0-1	0-0	0	0	0	1	0	1	0	0	4	0
TEAM							0	0	0	0		0				
TOTALS			15	5-15	2-6	3-3	2	13	15	4	2	4	0	0	49	

Shooting By Period

Period	FG	FG%	3FG	3FG%	FT	FT%
Game	33-74	44.6%	17-31	54.8%	6-6	100.0%

Deadball Rebounds: 5,10

Game Notes:

Officials: **Marc Gibson, Ron Harris, Aaron McFtridge**

Attendance: **215**

Start Time: **02:04 PM ET**

End Time: **03:38 PM ET**

Game Duration: **1:33**

Conference Game;

Score	1st	2nd	3rd	4th	TOT
ATU	21	17	25	8	71
HSU	26	26	22	15	89

Points from (This Period)	ATU	HSU
In the Paint	6	6
Off Turns	0	0
2nd Chance	2	2
Fast Break	0	3
Bench	4	2

Official Play-By-Play
Arkansas Tech vs Henderson State
Fourth Quarter
November 23, 2019 at Duke Wells Center - Arkadelphia, AR



Period 4

Starters:

Arkansas Tech: 2 STACKHOUSE, KE'VONSHAYE (G); 10 VILLINES, HANNAH (G); 11 SANDERS, JAYANA (G); 14 OGLESBY, JALEI (G); 23 PEEVY, LYCIA (G);

Henderson State: 2 JONES, PINK (G); 3 ESTES, HAILEY (G); 5 JONES, BLU (G); 25 SNOWDEN, LANI (G); 30 WHALEY, KARRINGTON (F);

Time	VISITORS: Arkansas Tech	Score	Margin	HOME: Henderson State
09:50	MISSED LAYUP by DA SILVA, BRENDA			
09:47				REBOUND (DEF) by JONES, PINK
09:31				TURNOVER (LOSTBALL) by JONES, PINK
09:31	STEAL by VILLINES, HANNAH			
09:26	MISSED LAYUP by VILLINES, HANNAH			
09:23				REBOUND (DEF) by JONES, PINK
09:18		77-63	H 14	GOOD! 3PTR by ESTES, HAILEY [FB]
09:18				ASSIST by JONES, PINK
09:01	MISSED JUMPER by VILLINES, HANNAH			
08:58	REBOUND (OFF) by VILLINES, HANNAH			
08:57	MISSED JUMPER by VILLINES, HANNAH			
08:53	MISSED LAYUP by DA SILVA, BRENDA			
08:53	REBOUND (OFF) by DA SILVA, BRENDA			
08:52	REBOUND (OFF) by STACKHOUSE, KE'VONSHAYE			
08:49	MISSED JUMPER by SHIPMAN, KALEY			
08:45	REBOUND (OFF) by DA SILVA, BRENDA			
08:45	GOOD! LAYUP by DA SILVA, BRENDA	77-65	H 12	
08:27				MISSED JUMPER by WHALEY, KARRINGTON
08:24	REBOUND (DEF) by PEEVY, LYCIA			
08:09	MISSED JUMPER by SHIPMAN, KALEY			
08:06				REBOUND (DEF) by WHALEY, KARRINGTON
07:49				MISSED LAYUP by SNOWDEN, LANI
07:46	REBOUND (DEF) by STACKHOUSE, KE'VONSHAYE			
07:35				FOUL (PERSONAL) by JONES, PINK
07:35				SUB OUT: JONES, PINK
07:35				SUB OUT: JONES, BLU
07:35				SUB OUT: WHALEY, KARRINGTON
07:35				SUB IN: FARRAR, ASHLEY
07:35				SUB IN: WEBER, LEXIS
07:35				SUB IN: MAINS, MACI
07:35	SUB OUT: STACKHOUSE, KE'VONSHAYE			
07:35	SUB OUT: SHIPMAN, KALEY			
07:35	SUB OUT: PEEVY, LYCIA			
07:35	SUB IN: SANDERS, JAYANA			
07:35	SUB IN: OGLESBY, JALEI			
07:35	SUB IN: HEARD, SARAH			
07:35	GOOD! FT by VILLINES, HANNAH	77-66	H 11	
07:35	GOOD! FT by VILLINES, HANNAH	77-67	H 10	
07:21	FOUL (PERSONAL) by DA SILVA, BRENDA			
07:05				TURNOVER (LOSTBALL) by WEBER, LEXIS
07:05	STEAL by HEARD, SARAH			
07:00	FOUL (OFF) by OGLESBY, JALEI			
07:00	TURNOVER (OFFENSIVE) by OGLESBY, JALEI			
07:00				SUB OUT: FARRAR, ASHLEY
07:00				SUB OUT: WEBER, LEXIS
07:00				SUB IN: JONES, PINK
07:00				SUB IN: WHALEY, KARRINGTON
06:44	FOUL (PERSONAL) by VILLINES, HANNAH			
06:42				MISSED 3PTR by ESTES, HAILEY
06:39	REBOUND (DEF) by TEAM			
06:28	MISSED JUMPER by OGLESBY, JALEI			
06:27				REBOUND (DEF) by WHALEY, KARRINGTON
06:27	FOUL (PERSONAL) by VILLINES, HANNAH			
06:16				MISSED 3PTR by MAINS, MACI
06:13				REBOUND (OFF) by ESTES, HAILEY
06:12				MISSED JUMPER by ESTES, HAILEY
06:09	REBOUND (DEF) by OGLESBY, JALEI			
06:04	MISSED JUMPER by VILLINES, HANNAH			
06:01				REBOUND (DEF) by WHALEY, KARRINGTON
05:36				MISSED LAYUP by ESTES, HAILEY
05:34				REBOUND (OFF) by TEAM
05:34	SUB OUT: DA SILVA, BRENDA			
05:34	SUB IN: PEEVY, LYCIA			
05:30		79-67	H 12	GOOD! JUMPER by WHALEY, KARRINGTON
05:11	MISSED JUMPER by HEARD, SARAH			
05:08				REBOUND (DEF) by WHALEY, KARRINGTON
05:03				MISSED 3PTR by ESTES, HAILEY
04:59	REBOUND (DEF) by PEEVY, LYCIA			
04:49				FOUL (PERSONAL) by WHALEY, KARRINGTON
04:49				

Time	VISITORS: Arkansas Tech	Score	Margin	HOME: Henderson State
04:49				SUB OUT: MAINS, MACI
04:49				SUB IN: JONES, BLU
04:49	SUB OUT: HEARD, SARAH			
04:49	SUB IN: STACKHOUSE, KE'VONSHAYE			
04:34	MISSED JUMPER by OGLESBY, JALEI			
04:32				REBOUND (DEF) by WHALEY, KARRINGTON
04:10				MISSED LAYUP by WHALEY, KARRINGTON
04:06	REBOUND (DEF) by PEEVY, LYCIA			
04:03	MISSED JUMPER by VILLINES, HANNAH			
03:59				REBOUND (DEF) by ESTES, HAILEY
03:40		81-67	H 14	GOOD! LAYUP by JONES, BLU
03:40	FOUL (PERSONAL) by VILLINES, HANNAH			
03:40		82-67	H 15	GOOD! FT by JONES, BLU
03:23	MISSED 3PTR by STACKHOUSE, KE'VONSHAYE			
03:20				REBOUND (DEF) by ESTES, HAILEY
03:03		84-67	H 17	GOOD! LAYUP by JONES, PINK
02:49	MISSED LAYUP by PEEVY, LYCIA			
02:44				REBOUND (DEF) by ESTES, HAILEY
02:24		87-67	H 20	GOOD! 3PTR by ESTES, HAILEY
02:24				ASSIST by JONES, PINK
02:08	MISSED JUMPER by OGLESBY, JALEI			
02:05	REBOUND (OFF) by PEEVY, LYCIA			
02:02	MISSED 3PTR by PEEVY, LYCIA			
01:58				REBOUND (DEF) by ESTES, HAILEY
01:48				MISSED 3PTR by JONES, BLU
01:44	REBOUND (DEF) by OGLESBY, JALEI			
01:38	MISSED JUMPER by OGLESBY, JALEI			
01:35	GOOD! LAYUP by STACKHOUSE, KE'VONSHAYE	87-69	H 18	
01:35	REBOUND (OFF) by STACKHOUSE, KE'VONSHAYE			
01:34	TIMEOUT 30SEC			
01:34				SUB OUT: JONES, PINK
01:34				SUB OUT: ESTES, HAILEY
01:34				SUB OUT: JONES, BLU
01:34				SUB OUT: SNOWDEN, LANI
01:34				SUB OUT: WHALEY, KARRINGTON
01:34				SUB IN: FARRAR, ASHLEY
01:34				SUB IN: NICHOLS, MADI
01:34				SUB IN: WEBER, LEXIS
01:34				SUB IN: RABY, GRACIE
01:34				SUB IN: MAINS, MACI
01:34	SUB OUT: STACKHOUSE, KE'VONSHAYE			
01:34	SUB OUT: VILLINES, HANNAH			
01:34	SUB OUT: SANDERS, JAYANA			
01:34	SUB OUT: OGLESBY, JALEI			
01:34	SUB OUT: PEEVY, LYCIA			
01:34	SUB IN: BREATHITT, ASHLEY			
01:34	SUB IN: JAMES, ABBY			
01:34	SUB IN: SHIPMAN, KALEY			
01:34	SUB IN: BLADES, BIANCA			
01:34	SUB IN: HEARD, SARAH			
01:18				MISSED LAYUP by FARRAR, ASHLEY
01:18	BLOCK by HEARD, SARAH			
01:12				REBOUND (OFF) by FARRAR, ASHLEY
01:11				TURNOVER (BADPASS) by FARRAR, ASHLEY
01:11	STEAL by JAMES, ABBY			
01:04	MISSED LAYUP by BREATHITT, ASHLEY			
01:02				REBOUND (DEF) by WEBER, LEXIS
00:50				FOUL (OFF) by MAINS, MACI
00:50				TURNOVER (OFFENSIVE) by MAINS, MACI
00:50	SUB OUT: HEARD, SARAH			
00:50	SUB IN: MYERS, ANNA			
00:43				FOUL (PERSONAL) by WEBER, LEXIS
00:40	MISSED JUMPER by MYERS, ANNA			
00:37				REBOUND (DEF) by FARRAR, ASHLEY
00:21	FOUL (PERSONAL) by BLADES, BIANCA			
00:21		88-69	H 19	GOOD! FT by WEBER, LEXIS
00:21		89-69	H 20	GOOD! FT by WEBER, LEXIS
00:13	GOOD! LAYUP by MYERS, ANNA	89-71	H 18	

Arkansas Tech 71, Henderson State 89

Points from (This Period)	ATU	HSU
In the Paint	6	6
Off Turns	0	0
2nd Chance	2	2
Fast Break	0	3
Bench	4	2

Official Scoring/Possession Reference Chart
Arkansas Tech vs Henderson State
Period 1
November 23, 2019 at Duke Wells Center - Arkadelphia, AR



Period 1

Starters:

Arkansas Tech: 2 STACKHOUSE, KE'VONSHAYE (G); 10 VILLINES, HANNAH (G); 11 SANDERS, JAYANA (G); 14 OGLESBY, JALEI (G); 23 PEEVY, LYCIA (G);

Henderson State: 2 JONES, PINK (G); 3 ESTES, HAILEY (G); 5 JONES, BLU (G); 25 SNOWDEN, LANI (G); 30 WHALEY, KARRINGTON (F);

Time	VISITORS: Arkansas Tech	Score	Margin	HOME: Henderson State
09:43	GOOD! 3PTR by SANDERS, JAYANA	0-3	V 3	
08:46	GOOD! JUMPER by VILLINES, HANNAH	0-5	V 5	
08:09		2-5	V 3	GOOD! LAYUP by JONES, PINK
07:33		5-5	T	GOOD! 3PTR by SNOWDEN, LANI [FB]
07:06	GOOD! JUMPER by OGLESBY, JALEI [PNT]	5-7	V 2	
06:13	GOOD! JUMPER by OGLESBY, JALEI [PNT]	5-9	V 4	
05:59		8-9	V 1	GOOD! 3PTR by JONES, BLU
05:41	GOOD! LAYUP by PEEVY, LYCIA	8-11	V 3	
05:26		10-11	V 1	GOOD! LAYUP by JONES, BLU
04:49		11-11	T	GOOD! FT by ESTES, HAILEY
04:49		12-11	H 1	GOOD! FT by ESTES, HAILEY
03:49		15-11	H 4	GOOD! 3PTR by ESTES, HAILEY
03:14	GOOD! JUMPER by OGLESBY, JALEI [PNT]	15-13	H 2	
02:56	GOOD! 3PTR by SHIPMAN, KALEY [FB]	15-16	V 1	
02:25		17-16	H 1	GOOD! LAYUP by JONES, BLU [FB]
02:19		18-16	H 2	GOOD! FT by JONES, BLU [FB]
01:57	GOOD! FT by HEARD, SARAH	18-17	H 1	
01:57	GOOD! FT by HEARD, SARAH	18-18	T	
01:41		21-18	H 3	GOOD! 3PTR by ESTES, HAILEY
01:05	GOOD! 3PTR by PEEVY, LYCIA	21-21	T	
00:49		23-21	H 2	GOOD! LAYUP by FARRAR, ASHLEY
00:29		26-21	H 5	GOOD! 3PTR by FARRAR, ASHLEY

Arkansas Tech 21, Henderson State 26

Official Scoring/Possession Reference Chart
Arkansas Tech vs Henderson State
Period 2
November 23, 2019 at Duke Wells Center - Arkadelphia, AR



Period 2

Starters:

Arkansas Tech: 2 STACKHOUSE, KE'VONSHAYE (G); 10 VILLINES, HANNAH (G); 11 SANDERS, JAYANA (G); 14 OGLESBY, JALEI (G); 23 PEEVY, LYCIA (G);

Henderson State: 2 JONES, PINK (G); 3 ESTES, HAILEY (G); 5 JONES, BLU (G); 25 SNOWDEN, LANI (G); 30 WHALEY, KARRINGTON (F);

Time	VISITORS: Arkansas Tech	Score	Margin	HOME: Henderson State
09:25	GOOD! LAYUP by HEARD, SARAH	26-23	H 3	
09:13		28-23	H 5	GOOD! LAYUP by JONES, BLU
08:54	GOOD! JUMPER by VILLINES, HANNAH [PNT]	28-25	H 3	
08:38		31-25	H 6	GOOD! 3PTR by ESTES, HAILEY
07:54		33-25	H 8	GOOD! LAYUP by JONES, PINK [FB]
07:43	GOOD! 3PTR by VILLINES, HANNAH	33-28	H 5	
07:31		35-28	H 7	GOOD! LAYUP by WEBER, LEXIS
07:09		38-28	H 10	GOOD! 3PTR by ESTES, HAILEY
07:02	GOOD! FT by OGLESBY, JALEI [FB]	38-29	H 9	
07:02	GOOD! FT by OGLESBY, JALEI [FB]	38-30	H 8	
06:45		40-30	H 10	GOOD! LAYUP by WHALEY, KARRINGTON
06:31	GOOD! JUMPER by DA SILVA, BRENDA	40-32	H 8	
04:56		42-32	H 10	GOOD! LAYUP by WHALEY, KARRINGTON
04:45	GOOD! LAYUP by DA SILVA, BRENDA	42-34	H 8	
04:32		44-34	H 10	GOOD! JUMPER by JONES, PINK [PNT]
04:17	GOOD! JUMPER by DA SILVA, BRENDA	44-36	H 8	
03:26		47-36	H 11	GOOD! 3PTR by SNOWDEN, LANI
03:12		49-36	H 13	GOOD! LAYUP by JONES, BLU [FB]
01:40		52-36	H 16	GOOD! 3PTR by SNOWDEN, LANI
01:28	GOOD! FT by OGLESBY, JALEI	52-37	H 15	
01:28	GOOD! FT by OGLESBY, JALEI	52-38	H 14	

Arkansas Tech 38, Henderson State 52

Official Scoring/Possession Reference Chart
Arkansas Tech vs Henderson State
Period 3
November 23, 2019 at Duke Wells Center - Arkadelphia, AR



Period 3

Starters:

Arkansas Tech: 2 STACKHOUSE, KE'VONSHAYE (G); 10 VILLINES, HANNAH (G); 11 SANDERS, JAYANA (G); 14 OGLESBY, JALEI (G); 23 PEEVY, LYCIA (G);

Henderson State: 2 JONES, PINK (G); 3 ESTES, HAILEY (G); 5 JONES, BLU (G); 25 SNOWDEN, LANI (G); 30 WHALEY, KARRINGTON (F);

Time	VISITORS: Arkansas Tech	Score	Margin	HOME: Henderson State
09:52		55-38	H 17	GOOD! 3PTR by ESTES, HAILEY
09:25	GOOD! LAYUP by PEEVY, LYCIA	55-40	H 15	
08:45		58-40	H 18	GOOD! 3PTR by JONES, BLU
07:29	GOOD! LAYUP by STACKHOUSE, KE'VONSHAYE	58-42	H 16	
07:08	GOOD! LAYUP by OGLESBY, JALEI [FB]	58-44	H 14	
06:38	GOOD! LAYUP by OGLESBY, JALEI	58-46	H 12	
06:22	GOOD! LAYUP by SANDERS, JAYANA [FB]	58-48	H 10	
05:49	GOOD! 3PTR by VILLINES, HANNAH	58-51	H 7	
05:28		61-51	H 10	GOOD! 3PTR by JONES, BLU
05:09	GOOD! JUMPER by PEEVY, LYCIA	61-53	H 8	
04:56		63-53	H 10	GOOD! LAYUP by WHALEY, KARRINGTON
04:34	GOOD! JUMPER by OGLESBY, JALEI	63-55	H 8	
04:26		66-55	H 11	GOOD! 3PTR by SNOWDEN, LANI
04:08	GOOD! JUMPER by VILLINES, HANNAH	66-57	H 9	
03:58		69-57	H 12	GOOD! 3PTR by ESTES, HAILEY
03:37	GOOD! FT by OGLESBY, JALEI	69-58	H 11	
03:37	GOOD! FT by OGLESBY, JALEI	69-59	H 10	
03:02	GOOD! FT by HEARD, SARAH	69-60	H 9	
02:42		72-60	H 12	GOOD! 3PTR by JONES, BLU
01:41		74-60	H 14	GOOD! LAYUP by WHALEY, KARRINGTON
01:29	GOOD! 3PTR by STACKHOUSE, KE'VONSHAYE	74-63	H 11	

Arkansas Tech 63, Henderson State 74

Official Scoring/Possession Reference Chart
Arkansas Tech vs Henderson State
Period 4
November 23, 2019 at Duke Wells Center - Arkadelphia, AR



Period 4

Starters:

Arkansas Tech: 2 STACKHOUSE, KE'VONSHAYE (G); 10 VILLINES, HANNAH (G); 11 SANDERS, JAYANA (G); 14 OGLESBY, JALEI (G); 23 PEEVY, LYCIA (G);
Henderson State: 2 JONES, PINK (G); 3 ESTES, HAILEY (G); 5 JONES, BLU (G); 25 SNOWDEN, LANI (G); 30 WHALEY, KARRINGTON (F);

Time	VISITORS: Arkansas Tech	Score	Margin	HOME: Henderson State
09:18		77-63	H 14	GOOD! 3PTR by ESTES, HAILEY [FB]
08:45	GOOD! LAYUP by DA SILVA, BRENDA	77-65	H 12	
07:35	GOOD! FT by VILLINES, HANNAH	77-66	H 11	
07:35	GOOD! FT by VILLINES, HANNAH	77-67	H 10	
05:30		79-67	H 12	GOOD! JUMPER by WHALEY, KARRINGTON
03:40		81-67	H 14	GOOD! LAYUP by JONES, BLU
03:40		82-67	H 15	GOOD! FT by JONES, BLU
03:03		84-67	H 17	GOOD! LAYUP by JONES, PINK
02:24		87-67	H 20	GOOD! 3PTR by ESTES, HAILEY
01:35	GOOD! LAYUP by STACKHOUSE, KE'VONSHAYE	87-69	H 18	
00:21		88-69	H 19	GOOD! FT by WEBER, LEXIS
00:21		89-69	H 20	GOOD! FT by WEBER, LEXIS
00:13	GOOD! LAYUP by MYERS, ANNA	89-71	H 18	

Arkansas Tech 71, Henderson State 89

Official Substitutions Log
Arkansas Tech vs Henderson State
Period 1
November 23, 2019 at Duke Wells Center - Arkadelphia, AR



VISITORS: Arkansas Tech	Time	Score	HOME: Henderson State
2 STACKHOUSE, KE'VONSHAYE			2 JONES, PINK
10 VILLINES, HANNAH			3 ESTES, HAILEY
11 SANDERS, JAYANA			5 JONES, BLU
14 OGLESBY, JALEI			25 SNOWDEN, LANI
23 PEEVY, LYCIA			30 WHALEY, KARRINGTON
	06:49	7-5	SUB OUT: JONES, PINK
	06:49		SUB OUT: WHALEY, KARRINGTON
	06:49		SUB IN: WEBER, LEXIS
	06:49		SUB IN: MAINS, MACI
	04:49	11-10	SUB OUT: JONES, BLU
	04:49		SUB OUT: WEBER, LEXIS
	04:49		SUB IN: JONES, PINK
	04:49		SUB IN: WHALEY, KARRINGTON
SUB OUT: 11 SANDERS, JAYANA	04:49		
SUB OUT: 23 PEEVY, LYCIA	04:49		
SUB IN: 24 SHIPMAN, KALEY	04:49		
SUB IN: 32 GOODSSELL, RYANN	04:49		
SUB OUT: 10 VILLINES, HANNAH	04:49		
SUB IN: 21 DA SILVA, BRENDA	04:49		
	02:53	16-15	SUB OUT: MAINS, MACI
	02:53		SUB IN: JONES, BLU
SUB OUT: 21 DA SILVA, BRENDA	02:53		
SUB IN: 23 PEEVY, LYCIA	02:53		
	02:19	16-17	SUB OUT: JONES, PINK
	02:19		SUB OUT: SNOWDEN, LANI
	02:19		SUB IN: FARRAR, ASHLEY
	02:19		SUB IN: MAINS, MACI
SUB OUT: 2 STACKHOUSE, KE'VONSHAYE	02:19		
SUB OUT: 32 GOODSSELL, RYANN	02:19		
SUB IN: 10 VILLINES, HANNAH	02:19		
SUB IN: 34 HEARD, SARAH	02:19		
	01:57	18-18	SUB OUT: MAINS, MACI
	01:57		SUB IN: JONES, PINK
SUB OUT: 14 OGLESBY, JALEI	01:10	18-21	
SUB IN: 11 SANDERS, JAYANA	01:10		

Arkansas Tech 21, Henderson State 26

Official Substitutions Log
Arkansas Tech vs Henderson State
Period 2
November 23, 2019 at Duke Wells Center - Arkadelphia, AR



VISITORS: Arkansas Tech	Time	Score	HOME: Henderson State
2 STACKHOUSE, KE'VONSHAYE			2 JONES, PINK
10 VILLINES, HANNAH			3 ESTES, HAILEY
11 SANDERS, JAYANA			5 JONES, BLU
14 OGLESBY, JALEI			25 SNOWDEN, LANI
23 PEEVY, LYCIA			30 WHALEY, KARRINGTON
SUB OUT: 24 SHIPMAN, KALEY	10:00	-	
SUB IN: 2 STACKHOUSE, KE'VONSHAYE	10:00		
	09:15	23-26	SUB OUT: FARRAR, ASHLEY
	09:15		SUB IN: SNOWDEN, LANI
SUB OUT: 2 STACKHOUSE, KE'VONSHAYE	09:15		
SUB IN: 14 OGLESBY, JALEI	09:15		
	08:19	25-31	SUB OUT: JONES, BLU
	08:19		SUB OUT: WHALEY, KARRINGTON
	08:19		SUB IN: FARRAR, ASHLEY
	08:19		SUB IN: WEBER, LEXIS
SUB OUT: 23 PEEVY, LYCIA	07:18	28-35	
SUB OUT: 34 HEARD, SARAH	07:18		
SUB IN: 21 DA SILVA, BRENDA	07:18		
SUB IN: 32 GOODSSELL, RYANN	07:18		
SUB OUT: 11 SANDERS, JAYANA	07:02	28-38	
SUB IN: 24 SHIPMAN, KALEY	07:02		
	06:46	30-38	SUB OUT: WEBER, LEXIS
	06:46		SUB IN: WHALEY, KARRINGTON
	06:24	32-40	SUB OUT: FARRAR, ASHLEY
	06:24		SUB IN: JONES, BLU
	05:56	32-40	SUB OUT: JONES, PINK
	05:56		SUB IN: NICHOLS, MADI
	05:18	32-40	SUB OUT: ESTES, HAILEY
	05:18		SUB IN: JONES, PINK
	03:45	36-44	SUB OUT: NICHOLS, MADI
	03:45		SUB IN: ESTES, HAILEY
SUB OUT: 32 GOODSSELL, RYANN	03:45		
SUB IN: 23 PEEVY, LYCIA	03:45		
	03:12	36-49	SUB OUT: JONES, PINK
	03:12		SUB OUT: JONES, BLU
	03:12		SUB OUT: WHALEY, KARRINGTON
	03:12		SUB IN: FARRAR, ASHLEY
	03:12		SUB IN: WEBER, LEXIS
	03:12		SUB IN: RABY, GRACIE
SUB OUT: 21 DA SILVA, BRENDA	03:12		
SUB IN: 25 BLADES, BIANCA	03:12		
	02:22	36-49	SUB OUT: RABY, GRACIE
	02:22		SUB IN: JONES, PINK
	02:22		SUB OUT: WEBER, LEXIS
	02:22		SUB IN: WHALEY, KARRINGTON
	01:28	38-52	SUB OUT: FARRAR, ASHLEY
	01:28		SUB IN: JONES, BLU

Arkansas Tech 38, Henderson State 52

Official Substitutions Log
Arkansas Tech vs Henderson State
Period 3
November 23, 2019 at Duke Wells Center - Arkadelphia, AR



VISITORS: Arkansas Tech	Time	Score	HOME: Henderson State
2 STACKHOUSE, KE'VONSHAYE			2 JONES, PINK
10 VILLINES, HANNAH			3 ESTES, HAILEY
11 SANDERS, JAYANA			5 JONES, BLU
14 OGLESBY, JALEI			25 SNOWDEN, LANI
23 PEEVY, LYCIA			30 WHALEY, KARRINGTON
SUB OUT: 24 SHIPMAN, KALEY	10:00	-	
SUB OUT: 25 BLADES, BIANCA	10:00		
SUB IN: 2 STACKHOUSE, KE'VONSHAYE	10:00		
SUB IN: 11 SANDERS, JAYANA	10:00		
	08:21	40-58	SUB OUT: JONES, PINK
	08:21		SUB IN: MAINS, MACI
	07:28	42-58	SUB OUT: JONES, BLU
	07:28		SUB OUT: WHALEY, KARRINGTON
	07:28		SUB IN: FARRAR, ASHLEY
	07:28		SUB IN: WEBER, LEXIS
	07:08	44-58	SUB OUT: MAINS, MACI
	07:08		SUB IN: JONES, PINK
	06:54	44-58	SUB OUT: WEBER, LEXIS
	06:54		SUB OUT: SNOWDEN, LANI
	06:54		SUB IN: JONES, BLU
	06:54		SUB IN: WHALEY, KARRINGTON
	05:57	48-58	SUB OUT: FARRAR, ASHLEY
	05:57		SUB IN: SNOWDEN, LANI
SUB OUT: 10 VILLINES, HANNAH	03:37	57-69	
SUB OUT: 11 SANDERS, JAYANA	03:37		
SUB OUT: 23 PEEVY, LYCIA	03:37		
SUB IN: 24 SHIPMAN, KALEY	03:37		
SUB IN: 32 GOODSSELL, RYANN	03:37		
SUB IN: 34 HEARD, SARAH	03:37		
SUB OUT: 14 OGLESBY, JALEI	01:54	60-72	
SUB IN: 10 VILLINES, HANNAH	01:54		
SUB OUT: 32 GOODSSELL, RYANN	00:30	63-74	
SUB OUT: 34 HEARD, SARAH	00:30		
SUB IN: 21 DA SILVA, BRENDA	00:30		
SUB IN: 23 PEEVY, LYCIA	00:30		

Arkansas Tech 63, Henderson State 74

Official Substitutions Log
Arkansas Tech vs Henderson State
Period 4
November 23, 2019 at Duke Wells Center - Arkadelphia, AR



VISITORS: Arkansas Tech	Time	Score	HOME: Henderson State
2 STACKHOUSE, KE'VONSHAYE			2 JONES, PINK
10 VILLINES, HANNAH			3 ESTES, HAILEY
11 SANDERS, JAYANA			5 JONES, BLU
14 OGLESBY, JALEI			25 SNOWDEN, LANI
23 PEEVY, LYCIA			30 WHALEY, KARRINGTON
	07:35	65-77	SUB OUT: JONES, PINK
	07:35		SUB OUT: JONES, BLU
	07:35		SUB OUT: WHALEY, KARRINGTON
	07:35		SUB IN: FARRAR, ASHLEY
	07:35		SUB IN: WEBER, LEXIS
	07:35		SUB IN: MAINS, MACI
SUB OUT: 2 STACKHOUSE, KE'VONSHAYE	07:35		
SUB OUT: 24 SHIPMAN, KALEY	07:35		
SUB OUT: 23 PEEVY, LYCIA	07:35		
SUB IN: 11 SANDERS, JAYANA	07:35		
SUB IN: 14 OGLESBY, JALEI	07:35		
SUB IN: 34 HEARD, SARAH	07:35		
	07:00	67-77	SUB OUT: FARRAR, ASHLEY
	07:00		SUB OUT: WEBER, LEXIS
	07:00		SUB IN: JONES, PINK
	07:00		SUB IN: WHALEY, KARRINGTON
SUB OUT: 21 DA SILVA, BRENDA	05:34	67-77	
SUB IN: 23 PEEVY, LYCIA	05:34		
	04:49	67-79	SUB OUT: MAINS, MACI
	04:49		SUB IN: JONES, BLU
SUB OUT: 34 HEARD, SARAH	04:49		
SUB IN: 2 STACKHOUSE, KE'VONSHAYE	04:49		
	01:34	69-87	SUB OUT: JONES, PINK
	01:34		SUB OUT: ESTES, HAILEY
	01:34		SUB OUT: JONES, BLU
	01:34		SUB OUT: SNOWDEN, LANI
	01:34		SUB OUT: WHALEY, KARRINGTON
	01:34		SUB IN: FARRAR, ASHLEY
	01:34		SUB IN: NICHOLS, MADI
	01:34		SUB IN: WEBER, LEXIS
	01:34		SUB IN: RABY, GRACIE
	01:34		SUB IN: MAINS, MACI
SUB OUT: 2 STACKHOUSE, KE'VONSHAYE	01:34		
SUB OUT: 10 VILLINES, HANNAH	01:34		
SUB OUT: 11 SANDERS, JAYANA	01:34		
SUB OUT: 14 OGLESBY, JALEI	01:34		
SUB OUT: 23 PEEVY, LYCIA	01:34		
SUB IN: 5 BREATHITT, ASHLEY	01:34		
SUB IN: 22 JAMES, ABBY	01:34		
SUB IN: 24 SHIPMAN, KALEY	01:34		
SUB IN: 25 BLADES, BIANCA	01:34		
SUB IN: 34 HEARD, SARAH	01:34		
SUB OUT: 34 HEARD, SARAH	00:50	69-87	
SUB IN: 33 MYERS, ANNA	00:50		

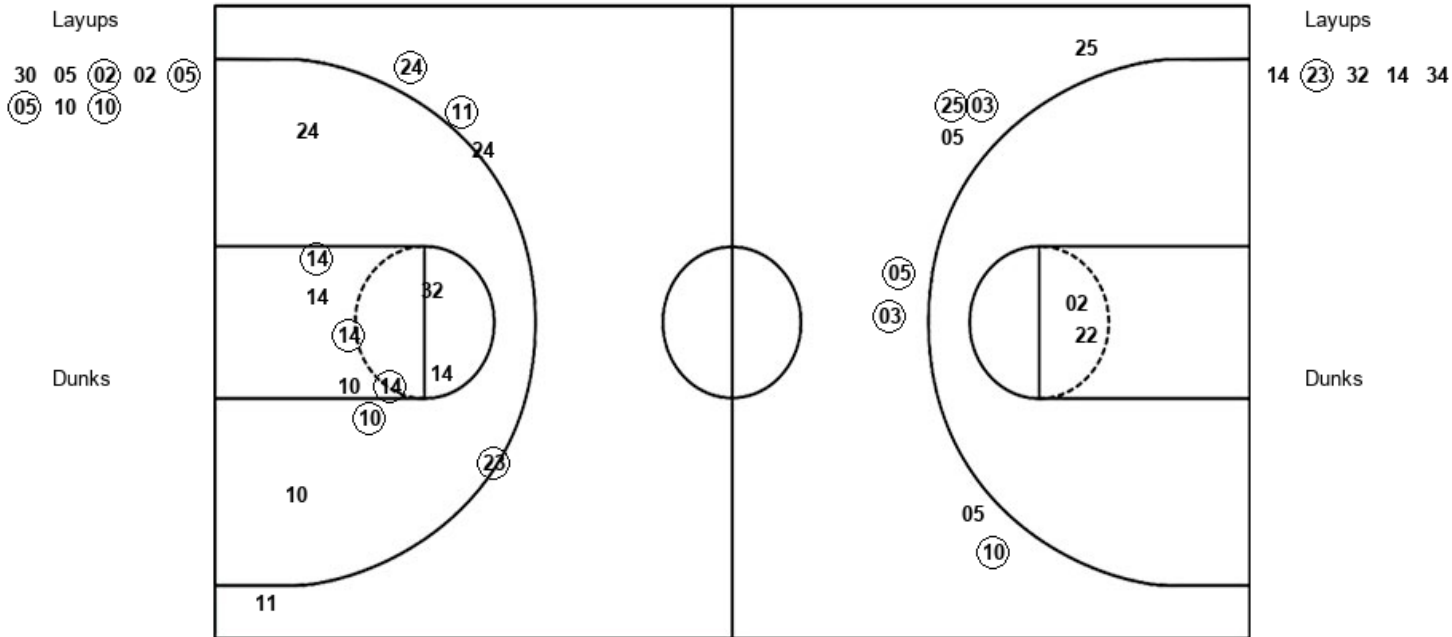
Arkansas Tech 71, Henderson State 89

Official Shot Chart
Arkansas Tech vs Henderson State
PERIOD 1 Shots
 November 23, 2019 at Duke Wells Center - Arkadelphia, AR



Henderson State

Arkansas Tech



HSU : Period 1	Made	Att	Pct
Layups	4	8	50.0
Dunks	0	0	0
2PT Field Goals	4	10	40.0
3PT Field Goals	5	8	62.5
Total Field Goals	9	18	50.0

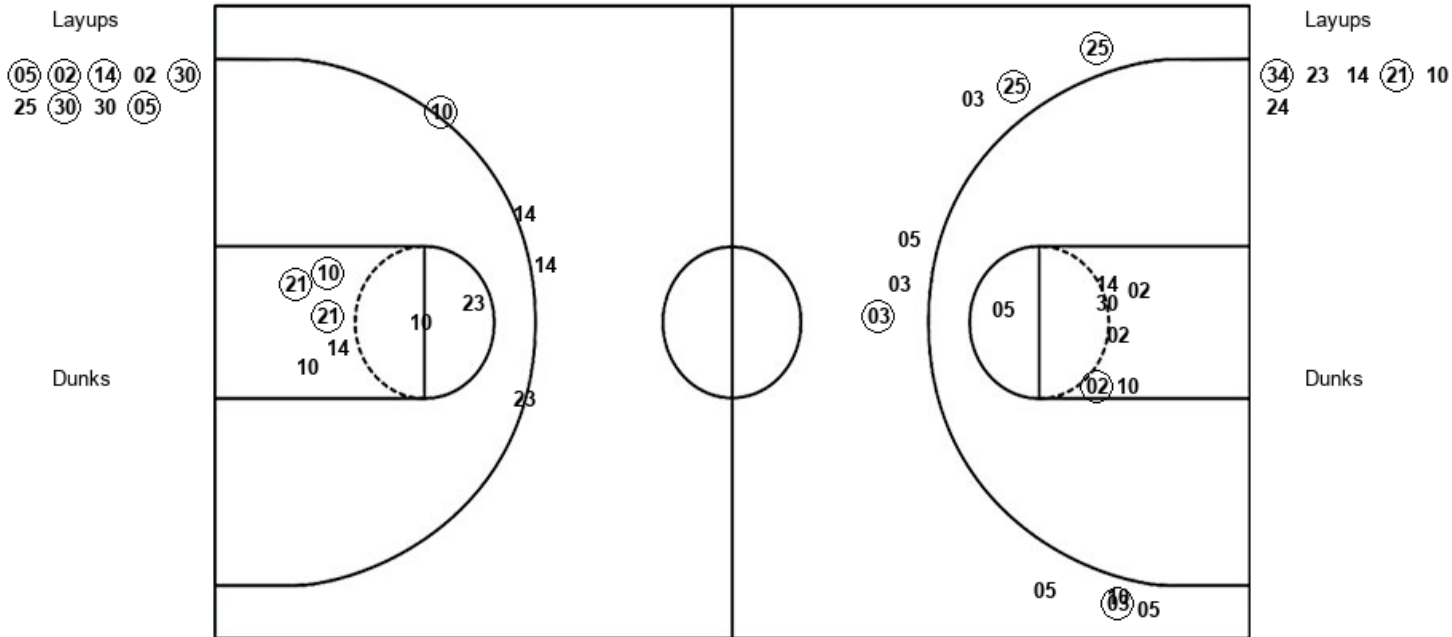
ATU : Period 1	Made	Att	Pct
Layups	1	5	20.0
Dunks	0	0	0
2PT Field Goals	5	15	33.3
3PT Field Goals	3	5	60.0
Total Field Goals	8	20	40.0

Official Shot Chart
Arkansas Tech vs Henderson State
PERIOD 2 Shots
 November 23, 2019 at Duke Wells Center - Arkadelphia, AR



Henderson State

Arkansas Tech



HSU : Period 2	Made	Att	Pct
Layups	6	9	66.7
Dunks	0	0	0
2PT Field Goals	7	16	43.8
3PT Field Goals	4	10	40.0
Total Field Goals	11	26	42.3

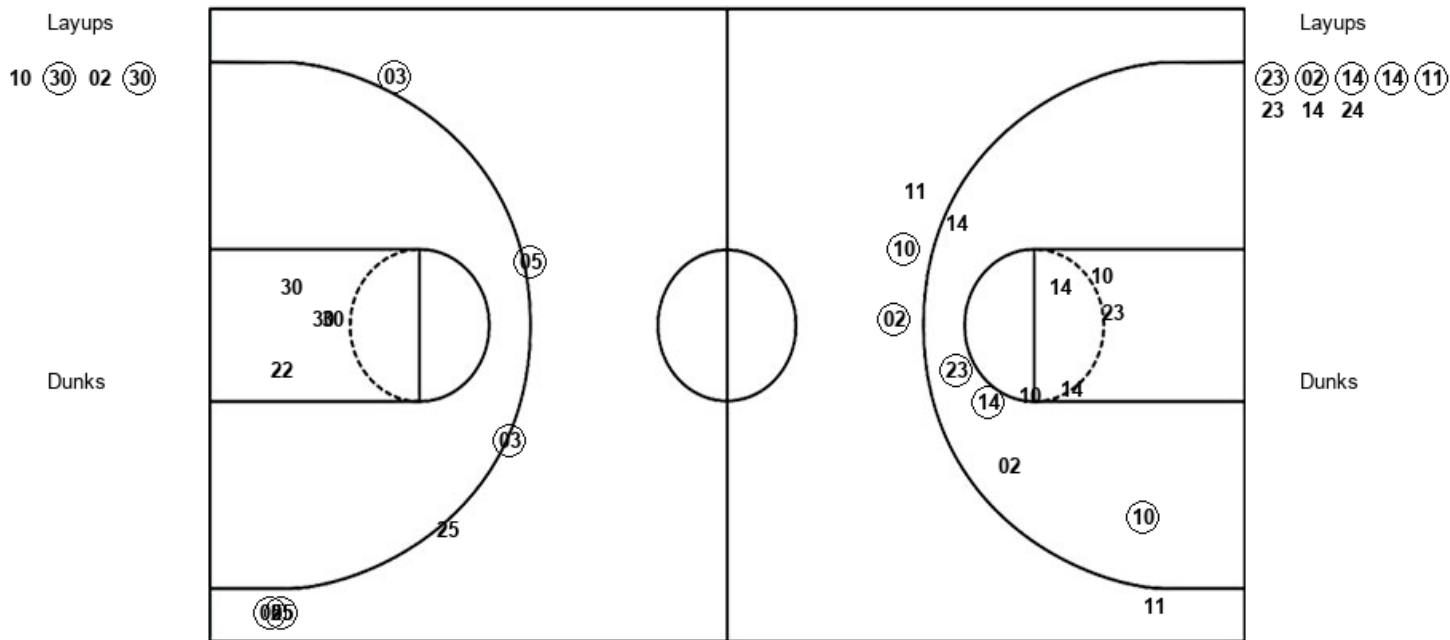
ATU : Period 2	Made	Att	Pct
Layups	2	6	33.3
Dunks	0	0	0
2PT Field Goals	5	13	38.5
3PT Field Goals	1	4	25.0
Total Field Goals	6	17	35.3

Official Shot Chart
Arkansas Tech vs Henderson State
PERIOD 3 Shots
 November 23, 2019 at Duke Wells Center - Arkadelphia, AR



Henderson State

Arkansas Tech



HSU : Period 3	Made	Att	Pct
Layups	2	4	50.0
Dunks	0	0	0
2PT Field Goals	2	8	25.0
3PT Field Goals	6	7	85.7
Total Field Goals	8	15	53.3

ATU : Period 3	Made	Att	Pct
Layups	5	8	62.5
Dunks	0	0	0
2PT Field Goals	8	18	44.4
3PT Field Goals	2	4	50.0
Total Field Goals	10	22	45.5

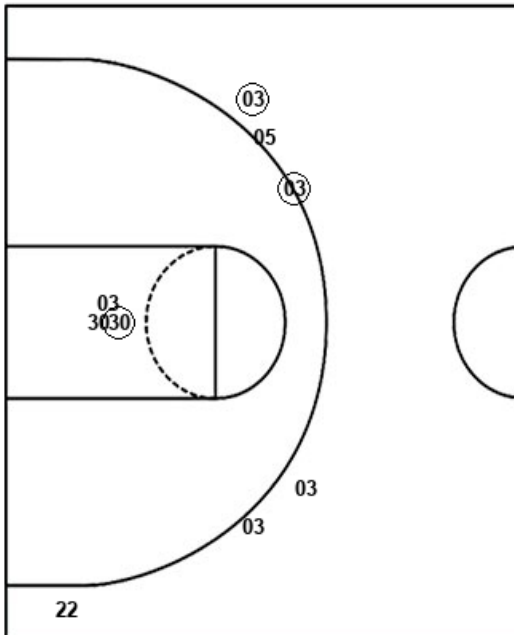
Official Shot Chart
Arkansas Tech vs Henderson State
PERIOD 4 Shots
 November 23, 2019 at Duke Wells Center - Arkadelphia, AR



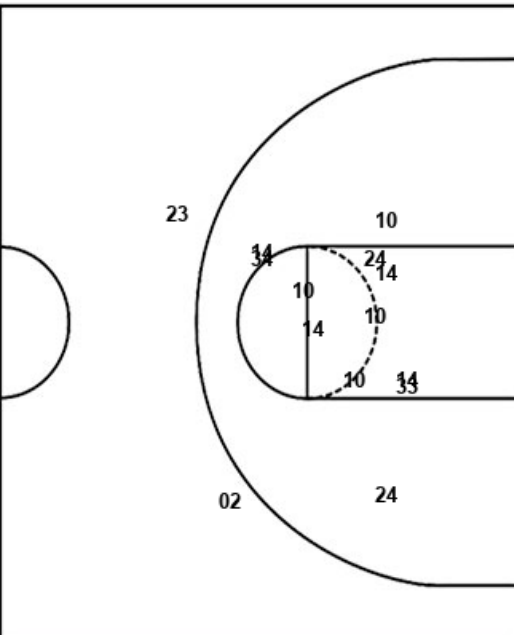
Henderson State

Arkansas Tech

Layups
 25 03 30 (05) (02)
 10



Layups
 21 10 21 (21) 23
 (02) 05 (33)



Dunks

Dunks

HSU : Period 4	Made	Att	Pct
Layups	2	6	33.3
Dunks	0	0	0
2PT Field Goals	3	9	33.3
3PT Field Goals	2	6	33.3
Total Field Goals	5	15	33.3

ATU : Period 4	Made	Att	Pct
Layups	3	8	37.5
Dunks	0	0	0
2PT Field Goals	3	20	15.0
3PT Field Goals	0	2	00.0
Total Field Goals	3	22	13.6

