

FINAL SCORE

Lynn

71



Rollins

89



February 19, 2020 • Alfond Sports Center - Winter Park

FINAL STATISTICS

Official Box Score
Lynn vs Rollins
Game Totals -- Final Statistics
February 19, 2020 at Alford Sports Center - Winter Park



Lynn 71

| No. | Player | S | Pts | FG | 3FG | FT | OR | DR | TR | PF | A | TO | Blk | Stl | Min | +/- |
|---------------|--------------------|---|-----------|--------------|-------------|--------------|-----------|-----------|-----------|-----------|-----------|----------|----------|----------|------------|-----|
| 01 | PEEVY, CHRISTIAN | G | 15 | 3-8 | 1-1 | 8-8 | 1 | 1 | 2 | 1 | 4 | 1 | 0 | 2 | 27 | -11 |
| 03 | BORNELUS, BRANDON | G | 12 | 4-12 | 4-10 | 0-0 | 0 | 1 | 1 | 3 | 2 | 2 | 0 | 0 | 26 | -12 |
| 05 | ALLEN, JORDAN | G | 17 | 7-18 | 3-11 | 0-0 | 3 | 6 | 9 | 1 | 3 | 2 | 0 | 1 | 32 | -15 |
| 12 | GAINES, CAMERON | F | 12 | 6-11 | 0-1 | 0-0 | 6 | 2 | 8 | 1 | 0 | 1 | 5 | 0 | 29 | -16 |
| 22 | NWACHUKWU, KENNETH | C | 2 | 1-2 | 0-0 | 0-0 | 0 | 2 | 2 | 2 | 1 | 0 | 1 | 0 | 11 | -4 |
| 00 | ELLIS, BRANDEN | G | 0 | 0-0 | 0-0 | 0-0 | 0 | 0 | 0 | 0 | 0 | 1 | 0 | 1 | 8 | -5 |
| 04 | SANKARE, IBRAHIMA | F | 6 | 2-2 | 0-0 | 2-4 | 0 | 1 | 1 | 3 | 0 | 0 | 0 | 0 | 9 | 0 |
| 10 | PARRISH, HUNTER | | 2 | 1-1 | 0-0 | 0-0 | 1 | 1 | 2 | 0 | 0 | 1 | 0 | 0 | 1 | -2 |
| 11 | LOUIS, GIBSON | | 0 | 0-1 | 0-1 | 0-0 | 0 | 0 | 0 | 0 | 1 | 0 | 0 | 0 | 1 | -2 |
| 20 | RUHEK, EGON | | 0 | 0-1 | 0-0 | 0-0 | 1 | 0 | 1 | 1 | 0 | 1 | 0 | 0 | 8 | -6 |
| 23 | EVANS, JAMISON | G | 2 | 1-3 | 0-1 | 0-0 | 1 | 1 | 2 | 1 | 1 | 0 | 0 | 0 | 15 | -5 |
| 24 | FRASER, GIOVANNI | F | 0 | 0-0 | 0-0 | 0-0 | 0 | 0 | 0 | 2 | 0 | 0 | 0 | 0 | 9 | -4 |
| 25 | BRIVIO, BRANDO | G | 0 | 0-0 | 0-0 | 0-0 | 0 | 0 | 0 | 0 | 0 | 0 | 0 | 0 | 1 | -2 |
| 31 | MOORE, DARIUS | G | 3 | 1-6 | 1-6 | 0-0 | 0 | 0 | 0 | 0 | 4 | 0 | 0 | 1 | 21 | -6 |
| TEAM | | | | | | | 1 | 1 | 2 | 0 | | 0 | | | | |
| TOTALS | | | 71 | 26-65 | 9-31 | 10-12 | 14 | 16 | 30 | 15 | 16 | 9 | 6 | 5 | 199 | |

Shooting By Period

| Period | FG | FG% | 3FG | 3FG% | FT | FT% |
|-------------|--------------|--------------|-------------|--------------|--------------|--------------|
| 1st Half | 9-33 | 27% | 4-16 | 25% | 0-0 | 0% |
| 2nd Half | 17-32 | 53% | 5-15 | 33% | 10-12 | 83% |
| Game | 26-65 | 40.0% | 9-31 | 29.0% | 10-12 | 83.3% |

Deadball Rebounds: 1,0

Last FG: 2nd-00:16

Biggest Run: 6-0

Largest lead: By 6 at 1st-19:28

Technical Fouls: None.

Rollins 89

| No. | Player | S | Pts | FG | 3FG | FT | OR | DR | TR | PF | A | TO | Blk | Stl | Min | +/- |
|---------------|------------------|---|-----------|--------------|-------------|--------------|-----------|-----------|-----------|----------|-----------|----------|----------|----------|------------|-----|
| 02 | MCKIM, CONNOR | G | 9 | 2-6 | 1-3 | 4-4 | 0 | 1 | 1 | 0 | 5 | 1 | 0 | 1 | 24 | 9 |
| 05 | GUMM, DAYTON | G | 18 | 7-15 | 2-6 | 2-2 | 0 | 4 | 4 | 0 | 1 | 0 | 0 | 1 | 25 | 16 |
| 12 | CLUXTON, BROOKS | F | 16 | 6-7 | 0-0 | 4-5 | 7 | 9 | 16 | 4 | 2 | 2 | 1 | 0 | 32 | 16 |
| 20 | RECIO, TREVOR | F | 10 | 4-5 | 2-3 | 0-0 | 2 | 2 | 4 | 0 | 3 | 2 | 0 | 1 | 29 | 6 |
| 21 | BONNER, JAKOBI | G | 24 | 10-15 | 3-5 | 1-1 | 0 | 4 | 4 | 2 | 3 | 2 | 0 | 2 | 37 | 18 |
| 01 | ERICKSON, WILL | F | 0 | 0-0 | 0-0 | 0-0 | 0 | 0 | 0 | 0 | 0 | 0 | 0 | 1 | 2 | -2 |
| 03 | MARION, KYLE | G | 2 | 1-5 | 0-1 | 0-0 | 0 | 2 | 2 | 1 | 1 | 2 | 0 | 0 | 24 | 9 |
| 04 | ENECHIONYIA, CHU | F | 2 | 1-2 | 0-1 | 0-0 | 1 | 0 | 1 | 2 | 1 | 0 | 0 | 0 | 7 | 2 |
| 10 | ODUNNA, SHELDON | G | 3 | 1-2 | 0-1 | 1-2 | 1 | 0 | 1 | 0 | 0 | 0 | 0 | 0 | 10 | 10 |
| 11 | LONG, CADE | G | 0 | 0-0 | 0-0 | 0-0 | 0 | 0 | 0 | 0 | 0 | 0 | 0 | 0 | 1 | 0 |
| 13 | DAVIS, PARKER | G | 3 | 1-2 | 1-1 | 0-0 | 0 | 1 | 1 | 0 | 0 | 0 | 0 | 0 | 6 | 2 |
| 24 | NOEL, ELIJAH | G | 0 | 0-1 | 0-1 | 0-0 | 0 | 1 | 1 | 0 | 1 | 0 | 0 | 0 | 1 | 2 |
| 34 | SUSEC, MATEJ | F | 2 | 1-1 | 0-0 | 0-0 | 0 | 0 | 0 | 0 | 0 | 0 | 0 | 0 | 1 | 2 |
| TEAM | | | | | | | 1 | 2 | 3 | 0 | | 0 | | | | |
| TOTALS | | | 89 | 34-61 | 9-22 | 12-14 | 12 | 26 | 38 | 9 | 17 | 9 | 1 | 6 | 199 | |

Shooting By Period

| Period | FG | FG% | 3FG | 3FG% | FT | FT% |
|-------------|--------------|--------------|-------------|--------------|--------------|--------------|
| 1st Half | 15-31 | 48% | 5-14 | 36% | 5-7 | 71% |
| 2nd Half | 19-30 | 63% | 4-8 | 50% | 7-7 | 100% |
| Game | 34-61 | 55.7% | 9-22 | 40.9% | 12-14 | 85.7% |

Deadball Rebounds: 1,0

Last FG: 2nd-00:23

Biggest Run: 14-0

Largest lead: By 22 at 2nd-04:15

Technical Fouls: None.

Game Notes:

Officials: Steve Anderson, Marc Ellard, Terry Jones
Attendance: 319

Start Time: 07:45 PM ET

End Time: 09:18 PM ET

Game Duration: 1:33

Conference Game;

| Score | 1st | 2nd | TOT |
|-------|-----|-----|-----|
| LYN | 22 | 49 | 71 |
| ROL | 40 | 49 | 89 |

LYN led for 3:01. ROL led for 35:32.

Game was tied for 1:11.

Times tied: 1 Lead Changes: 1

| Points from | LYN | ROL |
|--------------|-----|-----|
| In the Paint | 30 | 46 |
| Off Turns | 9 | 11 |
| 2nd Chance | 13 | 19 |
| Fast Break | 19 | 11 |
| Bench | 13 | 12 |

Official Box Score
Lynn vs Rollins
First Half Statistics Only
February 19, 2020 at Alford Sports Center - Winter Park



Lynn 22

| No. | Player | S | Pts | FG | 3FG | FT | OR | DR | TR | PF | A | TO | Blk | Stl | Min | +/- |
|---------------|--------------------|---|-----------|-------------|-------------|------------|----------|-----------|-----------|----------|----------|----------|----------|----------|------------|-----|
| 01 | PEEVY, CHRISTIAN | G | 0 | 0-3 | 0-0 | 0-0 | 1 | 0 | 1 | 1 | 3 | 0 | 0 | 1 | 13 | -13 |
| 03 | BORNELUS, BRANDON | G | 9 | 3-8 | 3-7 | 0-0 | 0 | 0 | 0 | 1 | 1 | 1 | 0 | 0 | 15 | -18 |
| 05 | ALLEN, JORDAN | G | 7 | 3-11 | 1-6 | 0-0 | 1 | 6 | 7 | 0 | 1 | 2 | 0 | 1 | 18 | -11 |
| 12 | GAINES, CAMERON | F | 4 | 2-6 | 0-1 | 0-0 | 4 | 2 | 6 | 1 | 0 | 1 | 4 | 0 | 15 | -18 |
| 22 | NWACHUKWU, KENNETH | C | 0 | 0-1 | 0-0 | 0-0 | 0 | 0 | 0 | 1 | 0 | 0 | 1 | 0 | 5 | -3 |
| 00 | ELLIS, BRANDEN | G | 0 | 0-0 | 0-0 | 0-0 | 0 | 0 | 0 | 0 | 0 | 1 | 0 | 0 | 4 | -8 |
| 04 | SANKARE, IBRAHIMA | F | 2 | 1-1 | 0-0 | 0-0 | 0 | 0 | 0 | 0 | 0 | 0 | 0 | 0 | 5 | 0 |
| 10 | PARRISH, HUNTER | | 0 | 0-0 | 0-0 | 0-0 | 0 | 0 | 0 | 0 | 0 | 0 | 0 | 0 | 0 | 0 |
| 11 | LOUIS, GIBSON | | 0 | 0-0 | 0-0 | 0-0 | 0 | 0 | 0 | 0 | 0 | 0 | 0 | 0 | 0 | 0 |
| 20 | RUHEK, EGON | | 0 | 0-1 | 0-0 | 0-0 | 1 | 0 | 1 | 1 | 0 | 1 | 0 | 0 | 7 | -4 |
| 23 | EVANS, JAMISON | G | 0 | 0-0 | 0-0 | 0-0 | 0 | 1 | 1 | 0 | 0 | 0 | 0 | 0 | 7 | -4 |
| 24 | FRASER, GIOVANNI | F | 0 | 0-0 | 0-0 | 0-0 | 0 | 0 | 0 | 1 | 0 | 0 | 0 | 0 | 4 | -4 |
| 25 | BRIVIO, BRANDO | G | 0 | 0-0 | 0-0 | 0-0 | 0 | 0 | 0 | 0 | 0 | 0 | 0 | 0 | 0 | 0 |
| 31 | MOORE, DARIUS | G | 0 | 0-2 | 0-2 | 0-0 | 0 | 0 | 0 | 0 | 0 | 0 | 0 | 0 | 8 | -7 |
| TEAM | | | | | | | 0 | 1 | 1 | 0 | | 0 | | | | |
| TOTALS | | | 22 | 9-33 | 4-16 | 0-0 | 7 | 10 | 17 | 6 | 5 | 6 | 5 | 2 | 100 | |

Shooting By Period

| Period | FG | FG% | 3FG | 3FG% | FT | FT% |
|----------|-------|-------|------|-------|-------|-------|
| 1st Half | 9-33 | 27% | 4-16 | 25% | 0-0 | 0% |
| Game | 26-65 | 40.0% | 9-31 | 29.0% | 10-12 | 83.3% |

Deadball Rebounds: 1,0

Last FG Half: LYN 2nd-00:16

Rollins 40

| No. | Player | S | Pts | FG | 3FG | FT | OR | DR | TR | PF | A | TO | Blk | Stl | Min | +/- |
|---------------|------------------|---|-----------|--------------|-------------|------------|----------|-----------|-----------|----------|----------|----------|----------|----------|------------|-----|
| 02 | MCKIM, CONNOR | G | 2 | 1-3 | 0-2 | 0-0 | 0 | 1 | 1 | 0 | 2 | 1 | 0 | 1 | 12 | 8 |
| 05 | GUMM, DAYTON | G | 12 | 4-7 | 2-4 | 2-2 | 0 | 2 | 2 | 0 | 1 | 0 | 0 | 0 | 15 | 15 |
| 12 | CLUXTON, BROOKS | F | 7 | 3-4 | 0-0 | 1-2 | 4 | 5 | 9 | 0 | 0 | 1 | 1 | 0 | 16 | 13 |
| 20 | RECIO, TREVOR | F | 3 | 1-1 | 1-1 | 0-0 | 1 | 2 | 3 | 0 | 1 | 1 | 0 | 1 | 13 | 10 |
| 21 | BONNER, JAKOBI | G | 13 | 5-9 | 2-4 | 1-1 | 0 | 4 | 4 | 1 | 2 | 0 | 0 | 2 | 19 | 18 |
| 01 | ERICKSON, WILL | F | 0 | 0-0 | 0-0 | 0-0 | 0 | 0 | 0 | 0 | 0 | 0 | 0 | 0 | 0 | 0 |
| 03 | MARION, KYLE | G | 2 | 1-5 | 0-1 | 0-0 | 0 | 2 | 2 | 1 | 0 | 1 | 0 | 0 | 13 | 13 |
| 04 | ENECHIONYIA, CHU | F | 0 | 0-1 | 0-1 | 0-0 | 1 | 0 | 1 | 0 | 1 | 0 | 0 | 0 | 5 | 7 |
| 10 | ODUNNA, SHELDON | G | 1 | 0-1 | 0-1 | 1-2 | 0 | 0 | 0 | 0 | 0 | 0 | 0 | 0 | 6 | 6 |
| 11 | LONG, CADE | G | 0 | 0-0 | 0-0 | 0-0 | 0 | 0 | 0 | 0 | 0 | 0 | 0 | 0 | 0 | 0 |
| 13 | DAVIS, PARKER | G | 0 | 0-0 | 0-0 | 0-0 | 0 | 0 | 0 | 0 | 0 | 0 | 0 | 0 | 0 | 0 |
| 24 | NOEL, ELIJAH | G | 0 | 0-0 | 0-0 | 0-0 | 0 | 0 | 0 | 0 | 0 | 0 | 0 | 0 | 0 | 0 |
| 34 | SUSEC, MATEJ | F | 0 | 0-0 | 0-0 | 0-0 | 0 | 0 | 0 | 0 | 0 | 0 | 0 | 0 | 0 | 0 |
| TEAM | | | | | | | 1 | 1 | 2 | 0 | | 0 | | | | |
| TOTALS | | | 40 | 15-31 | 5-14 | 5-7 | 7 | 17 | 24 | 2 | 7 | 4 | 1 | 4 | 100 | |

Shooting By Period

| Period | FG | FG% | 3FG | 3FG% | FT | FT% |
|----------|-------|-------|------|-------|-------|-------|
| 1st Half | 15-31 | 48% | 5-14 | 36% | 5-7 | 71% |
| Game | 34-61 | 55.7% | 9-22 | 40.9% | 12-14 | 85.7% |

Deadball Rebounds: 1,0

Last FG Half: ROL 2nd-00:23

Game Notes:

Officials: Steve Anderson, Marc Ellard, Terry Jones
Attendance: 319

Start Time: 07:45 PM ET
End Time: 09:18 PM ET
Game Duration: 1:33
Conference Game;

| Score | 1st | 2nd | TOT |
|-------|-----|-----|-----|
| LYN | 22 | 49 | 71 |
| ROL | 40 | 49 | 89 |

| Points from (This Period) | LYN | ROL |
|---------------------------|-----|-----|
| In the Paint | 10 | 18 |
| Off Turns | 3 | 7 |
| 2nd Chance | 4 | 10 |
| Fast Break | 6 | 7 |
| Bench | 2 | 3 |

Official Play-By-Play
Lynn vs Rollins
First Half
February 19, 2020 at Alford Sports Center - Winter Park



Period 1

Starters:

Lynn: 1 PEEVY, CHRISTIAN (G); 3 BORNELUS, BRANDON (G); 5 ALLEN, JORDAN (G); 12 GAINES, CAMERON (F); 22 NWACHUKWU, KENNETH (C);
Rollins: 2 MCKIM, CONNOR (G); 5 GUMM, DAYTON (G); 12 CLUXTON, BROOKS (F); 20 RECIO, TREVOR (F); 21 BONNER, JAKOBI (G);

| Time | VISITORS: Lynn | Score | Margin | HOME: Rollins |
|-------|---------------------------------------|-------|--------|---------------------------------------|
| 19:38 | GOOD! 3PTR by BORNELUS, BRANDON | 0-3 | V 3 | |
| 19:38 | ASSIST by PEEVY, CHRISTIAN | | | |
| 19:33 | | | | TURNOVER (BADPASS) by RECIO, TREVOR |
| 19:33 | STEAL by PEEVY, CHRISTIAN | | | |
| 19:28 | GOOD! 3PTR by BORNELUS, BRANDON [FB] | 0-6 | V 6 | |
| 19:28 | ASSIST by PEEVY, CHRISTIAN | | | |
| 19:11 | | | | MISSED 3PTR by BONNER, JAKOBI |
| 19:06 | REBOUND (DEF) by ALLEN, JORDAN | | | |
| 19:03 | MISSED 3PTR by BORNELUS, BRANDON | | | |
| 18:59 | REBOUND (OFF) by PEEVY, CHRISTIAN | | | |
| 18:58 | MISSED 3PTR by ALLEN, JORDAN | | | |
| 18:53 | REBOUND (OFF) by GAINES, CAMERON | | | |
| 18:52 | MISSED JUMPER by GAINES, CAMERON | | | |
| 18:52 | | | | BLOCK by CLUXTON, BROOKS |
| 18:47 | | | | REBOUND (DEF) by BONNER, JAKOBI |
| 18:32 | | | | MISSED JUMPER by CLUXTON, BROOKS |
| 18:29 | REBOUND (DEF) by ALLEN, JORDAN | | | |
| 18:12 | TURNOVER (BADPASS) by ALLEN, JORDAN | | | |
| 18:12 | | | | STEAL by BONNER, JAKOBI |
| 18:08 | | | | MISSED LAYUP by BONNER, JAKOBI |
| 18:08 | BLOCK by NWACHUKWU, KENNETH | | | |
| 18:00 | REBOUND (DEF) by ALLEN, JORDAN | | | |
| 17:54 | MISSED LAYUP by ALLEN, JORDAN | | | |
| 17:52 | | | | REBOUND (DEF) by CLUXTON, BROOKS |
| 17:31 | | 3-6 | V 3 | GOOD! 3PTR by RECIO, TREVOR |
| 17:31 | | | | ASSIST by MCKIM, CONNOR |
| 17:03 | MISSED LAYUP by NWACHUKWU, KENNETH | | | |
| 17:00 | | | | REBOUND (DEF) by CLUXTON, BROOKS |
| 16:45 | | | | MISSED 3PTR by MCKIM, CONNOR |
| 16:41 | | | | REBOUND (OFF) by CLUXTON, BROOKS |
| 16:37 | | 6-6 | T | GOOD! 3PTR by BONNER, JAKOBI |
| 16:37 | | | | ASSIST by MCKIM, CONNOR |
| 16:14 | MISSED 3PTR by BORNELUS, BRANDON | | | |
| 16:10 | | | | REBOUND (DEF) by CLUXTON, BROOKS |
| 16:04 | | | | TURNOVER (BADPASS) by CLUXTON, BROOKS |
| 16:04 | STEAL by ALLEN, JORDAN | | | |
| 15:59 | MISSED JUMPER by ALLEN, JORDAN | | | |
| 15:56 | REBOUND (OFF) by GAINES, CAMERON | | | |
| 15:56 | MISSED LAYUP by GAINES, CAMERON | | | |
| 15:52 | | | | REBOUND (DEF) by RECIO, TREVOR |
| 15:48 | | 8-6 | H 2 | GOOD! LAYUP by BONNER, JAKOBI [FB] |
| 15:48 | FOUL (PERSONAL) by NWACHUKWU, KENNETH | | | |
| 15:48 | | | | |
| 15:48 | | 9-6 | H 3 | GOOD! FT by BONNER, JAKOBI [FB] |
| 15:31 | TURNOVER (BADPASS) by GAINES, CAMERON | | | |
| 15:29 | | | | SUB OUT: GUMM, DAYTON |
| 15:29 | | | | SUB OUT: CLUXTON, BROOKS |
| 15:29 | | | | SUB IN: MARION, KYLE |
| 15:29 | | | | SUB IN: ODUNNA, SHELDON |
| 15:29 | SUB OUT: NWACHUKWU, KENNETH | | | |
| 15:29 | SUB IN: FRASER, GIOVANNI | | | |
| 15:06 | | 12-6 | H 6 | GOOD! 3PTR by BONNER, JAKOBI |
| 15:06 | | | | ASSIST by RECIO, TREVOR |
| 14:51 | MISSED LAYUP by PEEVY, CHRISTIAN | | | |
| 14:48 | | | | REBOUND (DEF) by RECIO, TREVOR |
| 14:36 | | | | MISSED 3PTR by ODUNNA, SHELDON |
| 14:32 | REBOUND (DEF) by ALLEN, JORDAN | | | |
| 14:23 | MISSED 3PTR by ALLEN, JORDAN | | | |
| 14:19 | | | | REBOUND (DEF) by BONNER, JAKOBI |
| 14:15 | | 14-6 | H 8 | GOOD! LAYUP by BONNER, JAKOBI [FB] |
| 14:08 | MISSED JUMPER by BORNELUS, BRANDON | | | |
| 14:04 | REBOUND (OFF) by GAINES, CAMERON | | | |
| 14:03 | GOOD! LAYUP by GAINES, CAMERON | 14-8 | H 6 | |
| 13:39 | | | | TURNOVER (LOSTBALL) by MCKIM, CONNOR |
| 13:39 | | | | SUB OUT: MCKIM, CONNOR |
| 13:39 | | | | SUB OUT: RECIO, TREVOR |
| 13:39 | | | | SUB IN: GUMM, DAYTON |
| 13:39 | | | | SUB IN: CLUXTON, BROOKS |
| 13:39 | SUB OUT: PEEVY, CHRISTIAN | | | |
| 13:39 | SUB IN: ELLIS, BRANDEN | | | |

| Time | VISITORS: Lynn | Score | Margin | HOME: Rollins |
|-------|---|-------|--------|--------------------------------------|
| 13:18 | MISSED 3PTR by BORNELUS, BRANDON | | | |
| 13:14 | | | | REBOUND (DEF) by MARION, KYLE |
| 12:57 | FOUL (PERSONAL) by FRASER, GIOVANNI | | | |
| 12:57 | | 15-8 | H 7 | GOOD! FT by ODUNNA, SHELDON |
| 12:57 | | | | MISSED FT by ODUNNA, SHELDON |
| 12:55 | REBOUND (DEF) by ALLEN, JORDAN | | | |
| 12:50 | GOOD! 3PTR by ALLEN, JORDAN [FB] | 15-11 | H 4 | |
| 12:50 | ASSIST by BORNELUS, BRANDON | | | |
| 12:31 | | 18-11 | H 7 | GOOD! 3PTR by GUMM, DAYTON |
| 12:31 | | | | ASSIST by BONNER, JAKOBI |
| 12:07 | TURNOVER (DRIBBLING) by ELLIS, BRANDEN | | | |
| 12:07 | | | | SUB OUT: BONNER, JAKOBI |
| 12:07 | | | | SUB IN: ENECHIONYIA, CHU |
| 11:53 | | | | MISSED LAYUP by GUMM, DAYTON |
| 11:53 | BLOCK by GAINES, CAMERON | | | |
| 11:53 | REBOUND (DEF) by TEAM | | | |
| 11:51 | | | | |
| 11:37 | MISSED 3PTR by ALLEN, JORDAN | | | |
| 11:33 | | | | REBOUND (DEF) by GUMM, DAYTON |
| 11:33 | | | | SUB OUT: ODUNNA, SHELDON |
| 11:33 | | | | SUB IN: BONNER, JAKOBI |
| 11:33 | SUB OUT: ALLEN, JORDAN | | | |
| 11:33 | SUB OUT: FRASER, GIOVANNI | | | |
| 11:33 | SUB IN: PEEVY, CHRISTIAN | | | |
| 11:33 | SUB IN: MOORE, DARIUS | | | |
| 11:05 | | | | MISSED LAYUP by MARION, KYLE |
| 11:02 | | | | REBOUND (OFF) by CLUXTON, BROOKS |
| 10:51 | | 20-11 | H 9 | GOOD! JUMPER by GUMM, DAYTON [PNT] |
| 10:34 | MISSED LAYUP by PEEVY, CHRISTIAN | | | |
| 10:31 | | | | REBOUND (DEF) by CLUXTON, BROOKS |
| 10:25 | | | | MISSED LAYUP by MARION, KYLE |
| 10:25 | BLOCK by GAINES, CAMERON | | | |
| 10:25 | | | | REBOUND (OFF) by TEAM |
| 10:19 | | 23-11 | H 12 | GOOD! 3PTR by GUMM, DAYTON |
| 10:19 | | | | ASSIST by ENECHIONYIA, CHU |
| 09:55 | MISSED 3PTR by MOORE, DARIUS | | | |
| 09:51 | | | | REBOUND (DEF) by MARION, KYLE |
| 09:35 | | 25-11 | H 14 | GOOD! LAYUP by CLUXTON, BROOKS [PNT] |
| 09:35 | | | | ASSIST by GUMM, DAYTON |
| 09:17 | TURNOVER (BADPASS) by BORNELUS, BRANDON | | | |
| 09:17 | | | | STEAL by BONNER, JAKOBI |
| 09:15 | FOUL (PERSONAL) by BORNELUS, BRANDON | | | |
| 09:15 | SUB OUT: ELLIS, BRANDEN | | | |
| 09:15 | SUB OUT: BORNELUS, BRANDON | | | |
| 09:15 | SUB OUT: GAINES, CAMERON | | | |
| 09:15 | SUB IN: SANKARE, IBRAHIMA | | | |
| 09:15 | SUB IN: ALLEN, JORDAN | | | |
| 09:15 | SUB IN: EVANS, JAMISON | | | |
| 09:07 | | | | MISSED 3PTR by MARION, KYLE |
| 09:05 | REBOUND (DEF) by ALLEN, JORDAN | | | |
| 08:43 | GOOD! LAYUP by SANKARE, IBRAHIMA | 25-13 | H 12 | |
| 08:43 | ASSIST by ALLEN, JORDAN | | | |
| 08:17 | | | | MISSED 3PTR by GUMM, DAYTON |
| 08:14 | | | | REBOUND (OFF) by ENECHIONYIA, CHU |
| 08:08 | | 27-13 | H 14 | GOOD! LAYUP by MARION, KYLE |
| 08:08 | | | | ASSIST by BONNER, JAKOBI |
| 07:46 | MISSED JUMPER by PEEVY, CHRISTIAN | | | |
| 07:42 | | | | REBOUND (DEF) by BONNER, JAKOBI |
| 07:16 | | | | MISSED 3PTR by GUMM, DAYTON |
| 07:14 | | | | REBOUND (OFF) by CLUXTON, BROOKS |
| 06:54 | | | | MISSED 3PTR by ENECHIONYIA, CHU |
| 06:52 | | | | REBOUND (OFF) by CLUXTON, BROOKS |
| 06:47 | | | | TIMEOUT 30SEC |
| 06:47 | | | | |
| 06:47 | | | | SUB OUT: ENECHIONYIA, CHU |
| 06:47 | | | | SUB OUT: GUMM, DAYTON |
| 06:47 | | | | SUB IN: MCKIM, CONNOR |
| 06:47 | | | | SUB IN: RECIO, TREVOR |
| 06:47 | SUB OUT: PEEVY, CHRISTIAN | | | |
| 06:47 | SUB OUT: SANKARE, IBRAHIMA | | | |
| 06:47 | SUB IN: GAINES, CAMERON | | | |
| 06:47 | SUB IN: RUHEK, EGON | | | |
| 06:43 | | | | MISSED LAYUP by MARION, KYLE |
| 06:43 | BLOCK by GAINES, CAMERON | | | |
| 06:39 | REBOUND (DEF) by GAINES, CAMERON | | | |
| 06:37 | GOOD! LAYUP by ALLEN, JORDAN | 27-15 | H 12 | |
| 06:01 | | | | MISSED LAYUP by BONNER, JAKOBI |
| 06:01 | REBOUND (DEF) by GAINES, CAMERON | | | |
| 06:01 | BLOCK by GAINES, CAMERON | | | |
| 05:55 | MISSED 3PTR by ALLEN, JORDAN | | | |

| Time | VISITORS: Lynn | Score | Margin | HOME: Rollins |
|-------|-------------------------------------|-------|--------|---------------------------------------|
| 05:54 | | | | REBOUND (DEF) by TEAM |
| 05:54 | FOUL (PERSONAL) by GAINES, CAMERON | | | |
| 05:30 | | 29-15 | H 14 | GOOD! JUMPER by CLUXTON, BROOKS [PNT] |
| 05:11 | TURNOVER (BADPASS) by ALLEN, JORDAN | | | |
| 05:11 | | | | STEAL by MCKIM, CONNOR |
| 05:04 | | | | MISSED 3PTR by BONNER, JAKOBI |
| 05:00 | | | | REBOUND (OFF) by RECIO, TREVOR |
| 04:49 | | | | MISSED 3PTR by MCKIM, CONNOR |
| 04:43 | REBOUND (DEF) by EVANS, JAMISON | | | |
| 04:40 | MISSED 3PTR by MOORE, DARIUS | | | |
| 04:36 | REBOUND (OFF) by RUHEK, EGON | | | |
| 04:35 | MISSED LAYUP by RUHEK, EGON | | | |
| 04:29 | REBOUND (OFF) by GAINES, CAMERON | | | |
| 04:29 | GOOD! LAYUP by GAINES, CAMERON | 29-17 | H 12 | |
| 04:10 | | 31-17 | H 14 | GOOD! LAYUP by CLUXTON, BROOKS |
| 03:57 | MISSED 3PTR by GAINES, CAMERON | | | |
| 03:53 | REBOUND (OFF) by ALLEN, JORDAN | | | |
| 03:53 | MISSED LAYUP by ALLEN, JORDAN | | | |
| 03:49 | | | | REBOUND (DEF) by CLUXTON, BROOKS |
| 03:47 | | | | FOUL (OFF) by MARION, KYLE |
| 03:47 | | | | TURNOVER (OFFENSIVE) by MARION, KYLE |
| 03:47 | | | | SUB OUT: MARION, KYLE |
| 03:47 | | | | SUB OUT: CLUXTON, BROOKS |
| 03:47 | | | | SUB IN: GUMM, DAYTON |
| 03:47 | | | | SUB IN: ODUNNA, SHELDON |
| 03:47 | SUB OUT: MOORE, DARIUS | | | |
| 03:47 | SUB IN: BORNELUS, BRANDON | | | |
| 03:34 | TURNOVER (LOSTBALL) by RUHEK, EGON | | | |
| 03:34 | | | | STEAL by RECIO, TREVOR |
| 03:34 | | | | |
| 03:04 | | 33-17 | H 16 | GOOD! JUMPER by MCKIM, CONNOR |
| 02:45 | MISSED LAYUP by GAINES, CAMERON | | | |
| 02:41 | | | | REBOUND (DEF) by MCKIM, CONNOR |
| 02:21 | | 35-17 | H 18 | GOOD! LAYUP by BONNER, JAKOBI |
| 02:04 | | | | FOUL (PERSONAL) by BONNER, JAKOBI |
| 02:04 | SUB OUT: GAINES, CAMERON | | | |
| 02:04 | SUB OUT: EVANS, JAMISON | | | |
| 02:04 | SUB IN: PEEVY, CHRISTIAN | | | |
| 02:04 | SUB IN: SANKARE, IBRAHIMA | | | |
| 01:48 | GOOD! 3PTR by BORNELUS, BRANDON | 35-20 | H 15 | |
| 01:48 | ASSIST by PEEVY, CHRISTIAN | | | |
| 01:17 | FOUL (PERSONAL) by PEEVY, CHRISTIAN | | | |
| 01:17 | | 36-20 | H 16 | GOOD! FT by GUMM, DAYTON |
| 01:17 | | | | SUB OUT: MCKIM, CONNOR |
| 01:17 | | | | SUB OUT: ODUNNA, SHELDON |
| 01:17 | | | | SUB IN: MARION, KYLE |
| 01:17 | | | | SUB IN: CLUXTON, BROOKS |
| 01:17 | | 37-20 | H 17 | GOOD! FT by GUMM, DAYTON |
| 01:01 | MISSED 3PTR by ALLEN, JORDAN | | | |
| 00:57 | | | | REBOUND (DEF) by GUMM, DAYTON |
| 00:54 | | 39-20 | H 19 | GOOD! LAYUP by GUMM, DAYTON [FB] |
| 00:39 | MISSED 3PTR by BORNELUS, BRANDON | | | |
| 00:35 | | | | REBOUND (DEF) by BONNER, JAKOBI |
| 00:14 | FOUL (PERSONAL) by RUHEK, EGON | | | |
| 00:14 | | | | MISSED FT by CLUXTON, BROOKS |
| 00:14 | | | | REBOUND (OFF) by TEAM |
| 00:14 | | 40-20 | H 20 | GOOD! FT by CLUXTON, BROOKS |
| 00:00 | GOOD! LAYUP by ALLEN, JORDAN | 40-22 | H 18 | |

Lynn 22, Rollins 40

| Points from (This Period) | LYN | ROL |
|---------------------------|-----|-----|
| In the Paint | 10 | 18 |
| Off Turns | 3 | 7 |
| 2nd Chance | 4 | 10 |
| Fast Break | 6 | 7 |
| Bench | 2 | 3 |

Official Box Score
Lynn vs Rollins
Second Half Statistics Only
February 19, 2020 at Alford Sports Center - Winter Park



Lynn 49

| No. | Player | S | Pts | FG | 3FG | FT | OR | DR | TR | PF | A | TO | Blk | Stl | Min | +/- |
|---------------|--------------------|---|-----------|--------------|-------------|--------------|----------|----------|-----------|----------|-----------|----------|----------|----------|-----------|-----|
| 01 | PEEVY, CHRISTIAN | G | 15 | 3-5 | 1-1 | 8-8 | 0 | 1 | 1 | 0 | 1 | 1 | 0 | 1 | 14 | 2 |
| 03 | BORNELUS, BRANDON | G | 3 | 1-4 | 1-3 | 0-0 | 0 | 1 | 1 | 2 | 1 | 1 | 0 | 0 | 11 | 6 |
| 05 | ALLEN, JORDAN | G | 10 | 4-7 | 2-5 | 0-0 | 2 | 0 | 2 | 1 | 2 | 0 | 0 | 0 | 14 | -4 |
| 12 | GAINES, CAMERON | F | 8 | 4-5 | 0-0 | 0-0 | 2 | 0 | 2 | 0 | 0 | 0 | 1 | 0 | 14 | 2 |
| 22 | NWACHUKWU, KENNETH | C | 2 | 1-1 | 0-0 | 0-0 | 0 | 2 | 2 | 1 | 1 | 0 | 0 | 0 | 7 | -1 |
| 00 | ELLIS, BRANDEN | G | 0 | 0-0 | 0-0 | 0-0 | 0 | 0 | 0 | 0 | 0 | 0 | 0 | 1 | 4 | 3 |
| 04 | SANKARE, IBRAHIMA | F | 4 | 1-1 | 0-0 | 2-4 | 0 | 1 | 1 | 3 | 0 | 0 | 0 | 0 | 5 | 0 |
| 10 | PARRISH, HUNTER | | 2 | 1-1 | 0-0 | 0-0 | 1 | 1 | 2 | 0 | 0 | 1 | 0 | 0 | 1 | -2 |
| 11 | LOUIS, GIBSON | | 0 | 0-1 | 0-1 | 0-0 | 0 | 0 | 0 | 0 | 1 | 0 | 0 | 0 | 1 | -2 |
| 20 | RUHEK, EGON | | 0 | 0-0 | 0-0 | 0-0 | 0 | 0 | 0 | 0 | 0 | 0 | 0 | 0 | 1 | -2 |
| 23 | EVANS, JAMISON | G | 2 | 1-3 | 0-1 | 0-0 | 1 | 0 | 1 | 1 | 1 | 0 | 0 | 0 | 7 | -1 |
| 24 | FRASER, GIOVANNI | F | 0 | 0-0 | 0-0 | 0-0 | 0 | 0 | 0 | 1 | 0 | 0 | 0 | 0 | 5 | 0 |
| 25 | BRIVIO, BRANDO | G | 0 | 0-0 | 0-0 | 0-0 | 0 | 0 | 0 | 0 | 0 | 0 | 0 | 0 | 1 | -2 |
| 31 | MOORE, DARIUS | G | 3 | 1-4 | 1-4 | 0-0 | 0 | 0 | 0 | 0 | 4 | 0 | 0 | 1 | 14 | 1 |
| | TEAM | | | | | | 1 | 0 | 1 | 0 | | 0 | | | | |
| TOTALS | | | 49 | 17-32 | 5-15 | 10-12 | 7 | 6 | 13 | 9 | 11 | 3 | 1 | 3 | 99 | |

Shooting By Period

| Period | FG | FG% | 3FG | 3FG% | FT | FT% |
|----------|-------|-------|------|-------|-------|-------|
| 2nd Half | 17-32 | 53% | 5-15 | 33% | 10-12 | 83% |
| Game | 26-65 | 40.0% | 9-31 | 29.0% | 10-12 | 83.3% |

Deadball Rebounds: 1,0
Last FG Half: LYN -

Rollins 49

| No. | Player | S | Pts | FG | 3FG | FT | OR | DR | TR | PF | A | TO | Blk | Stl | Min | +/- |
|---------------|------------------|---|-----------|--------------|------------|------------|----------|----------|-----------|----------|-----------|----------|----------|----------|-----------|-----|
| 02 | MCKIM, CONNOR | G | 7 | 1-3 | 1-1 | 4-4 | 0 | 0 | 0 | 0 | 3 | 0 | 0 | 0 | 12 | 1 |
| 05 | GUMM, DAYTON | G | 6 | 3-8 | 0-2 | 0-0 | 0 | 2 | 2 | 0 | 0 | 0 | 0 | 1 | 10 | 1 |
| 12 | CLUXTON, BROOKS | F | 9 | 3-3 | 0-0 | 3-3 | 3 | 4 | 7 | 4 | 2 | 1 | 0 | 0 | 17 | 3 |
| 20 | RECIO, TREVOR | F | 7 | 3-4 | 1-2 | 0-0 | 1 | 0 | 1 | 0 | 2 | 1 | 0 | 0 | 16 | -4 |
| 21 | BONNER, JAKOBI | G | 11 | 5-6 | 1-1 | 0-0 | 0 | 0 | 0 | 1 | 1 | 2 | 0 | 0 | 17 | 0 |
| 01 | ERICKSON, WILL | F | 0 | 0-0 | 0-0 | 0-0 | 0 | 0 | 0 | 0 | 0 | 0 | 0 | 1 | 2 | -2 |
| 03 | MARION, KYLE | G | 0 | 0-0 | 0-0 | 0-0 | 0 | 0 | 0 | 0 | 1 | 1 | 0 | 0 | 11 | -4 |
| 04 | ENECHIONYIA, CHU | F | 2 | 1-1 | 0-0 | 0-0 | 0 | 0 | 0 | 2 | 0 | 0 | 0 | 0 | 2 | -5 |
| 10 | ODUNNA, SHELDON | G | 2 | 1-1 | 0-0 | 0-0 | 1 | 0 | 1 | 0 | 0 | 0 | 0 | 0 | 3 | 4 |
| 11 | LONG, CADE | G | 0 | 0-0 | 0-0 | 0-0 | 0 | 0 | 0 | 0 | 0 | 0 | 0 | 0 | 1 | 0 |
| 13 | DAVIS, PARKER | G | 3 | 1-2 | 1-1 | 0-0 | 0 | 1 | 1 | 0 | 0 | 0 | 0 | 0 | 6 | 2 |
| 24 | NOEL, ELIJAH | G | 0 | 0-1 | 0-1 | 0-0 | 0 | 1 | 1 | 0 | 1 | 0 | 0 | 0 | 1 | 2 |
| 34 | SUSEC, MATEJ | F | 2 | 1-1 | 0-0 | 0-0 | 0 | 0 | 0 | 0 | 0 | 0 | 0 | 0 | 1 | 2 |
| | TEAM | | | | | | 0 | 1 | 1 | 0 | | 0 | | | | |
| TOTALS | | | 49 | 19-30 | 4-8 | 7-7 | 5 | 9 | 14 | 7 | 10 | 5 | 0 | 2 | 99 | |

Shooting By Period

| Period | FG | FG% | 3FG | 3FG% | FT | FT% |
|----------|-------|-------|------|-------|-------|-------|
| 2nd Half | 19-30 | 63% | 4-8 | 50% | 7-7 | 100% |
| Game | 34-61 | 55.7% | 9-22 | 40.9% | 12-14 | 85.7% |

Deadball Rebounds: 1,0
Last FG Half: ROL -

Game Notes:

Officials: Steve Anderson, Marc Ellard, Terry Jones
Attendance: 319

Start Time: 07:45 PM ET
End Time: 09:18 PM ET
Game Duration: 1:33
Conference Game;

| Score | 1st | 2nd | TOT |
|-------|-----|-----|-----|
| LYN | 22 | 49 | 71 |
| ROL | 40 | 49 | 89 |

| Points from (This Period) | LYN | ROL |
|---------------------------|-----|-----|
| In the Paint | 20 | 28 |
| Off Turns | 6 | 4 |
| 2nd Chance | 9 | 9 |
| Fast Break | 13 | 4 |
| Bench | 11 | 9 |

Official Play-By-Play
Lynn vs Rollins
Second Half
February 19, 2020 at Alford Sports Center - Winter Park



Period 2

Starters:

Lynn: 1 PEEVY, CHRISTIAN (G); 3 BORNELUS, BRANDON (G); 5 ALLEN, JORDAN (G); 12 GAINES, CAMERON (F); 22 NWACHUKWU, KENNETH (C);
Rollins: 2 MCKIM, CONNOR (G); 5 GUMM, DAYTON (G); 12 CLUXTON, BROOKS (F); 20 RECIO, TREVOR (F); 21 BONNER, JAKOBI (G);

| Time | VISITORS: Lynn | Score | Margin | HOME: Rollins |
|-------|---|-------|--------|--|
| 20:00 | | | | SUB OUT: MARION, KYLE |
| 20:00 | | | | SUB IN: MCKIM, CONNOR |
| 20:00 | SUB OUT: SANKARE, IBRAHIMA | | | |
| 20:00 | SUB OUT: RUHEK, EGON | | | |
| 20:00 | SUB IN: GAINES, CAMERON | | | |
| 20:00 | SUB IN: NWACHUKWU, KENNETH | | | |
| 19:48 | MISSED 3PTR by ALLEN, JORDAN | | | |
| 19:45 | | | | REBOUND (DEF) by GUMM, DAYTON |
| 19:25 | | | | MISSED 3PTR by RECIO, TREVOR |
| 19:22 | | | | REBOUND (OFF) by CLUXTON, BROOKS |
| 19:21 | | 43-22 | H 21 | GOOD! 3PTR by MCKIM, CONNOR |
| 19:04 | GOOD! 3PTR by PEEVY, CHRISTIAN | 43-25 | H 18 | |
| 19:04 | ASSIST by ALLEN, JORDAN | | | |
| 18:44 | | 45-25 | H 20 | GOOD! LAYUP by GUMM, DAYTON |
| 18:44 | | | | ASSIST by CLUXTON, BROOKS |
| 18:27 | GOOD! JUMPER by GAINES, CAMERON | 45-27 | H 18 | |
| 18:27 | ASSIST by NWACHUKWU, KENNETH | | | |
| 18:00 | | 47-27 | H 20 | GOOD! LAYUP by RECIO, TREVOR [PNT] |
| 18:00 | | | | ASSIST by MCKIM, CONNOR |
| 17:51 | GOOD! DUNK by NWACHUKWU, KENNETH | 47-29 | H 18 | |
| 17:51 | ASSIST by ALLEN, JORDAN | | | |
| 17:28 | | | | MISSED 3PTR by GUMM, DAYTON |
| 17:24 | REBOUND (DEF) by NWACHUKWU, KENNETH | | | |
| 17:17 | MISSED 3PTR by BORNELUS, BRANDON | | | |
| 17:13 | | | | REBOUND (DEF) by CLUXTON, BROOKS |
| 17:11 | | | | TURNOVER (LOSTBALL) by RECIO, TREVOR |
| 17:11 | | | | SUB OUT: BONNER, JAKOBI |
| 17:11 | | | | SUB IN: ODUNNA, SHELDON |
| 16:51 | TURNOVER (LOSTBALL) by PEEVY, CHRISTIAN | | | |
| 16:51 | | | | STEAL by GUMM, DAYTON |
| 16:46 | | | | MISSED JUMPER by MCKIM, CONNOR |
| 16:44 | | | | REBOUND (OFF) by ODUNNA, SHELDON |
| 16:44 | | 49-29 | H 20 | GOOD! LAYUP by ODUNNA, SHELDON |
| 16:44 | | | | SUB OUT: MCKIM, CONNOR |
| 16:44 | | | | SUB OUT: ODUNNA, SHELDON |
| 16:44 | | | | SUB IN: MARION, KYLE |
| 16:44 | | | | SUB IN: BONNER, JAKOBI |
| 16:24 | GOOD! JUMPER by GAINES, CAMERON | 49-31 | H 18 | |
| 16:24 | ASSIST by BORNELUS, BRANDON | | | |
| 15:53 | | | | MISSED LAYUP by BONNER, JAKOBI |
| 15:50 | REBOUND (DEF) by NWACHUKWU, KENNETH | | | |
| 15:47 | GOOD! DUNK by GAINES, CAMERON [FB] | 49-33 | H 16 | |
| 15:47 | ASSIST by PEEVY, CHRISTIAN | | | |
| 15:31 | FOUL (PERSONAL) by NWACHUKWU, KENNETH | | | |
| 15:31 | | | | |
| 15:25 | | 51-33 | H 18 | GOOD! DUNK by GUMM, DAYTON |
| 15:25 | | | | ASSIST by CLUXTON, BROOKS |
| 15:05 | MISSED JUMPER by BORNELUS, BRANDON | | | |
| 15:01 | REBOUND (OFF) by GAINES, CAMERON | | | |
| 15:01 | MISSED LAYUP by GAINES, CAMERON | | | |
| 15:00 | | | | REBOUND (DEF) by CLUXTON, BROOKS |
| 15:00 | | | | TURNOVER (LOSTBALL) by CLUXTON, BROOKS |
| 15:00 | STEAL by PEEVY, CHRISTIAN | | | |
| 15:00 | | | | FOUL (PERSONAL) by CLUXTON, BROOKS |
| 15:00 | GOOD! FT by PEEVY, CHRISTIAN [FB] | 51-34 | H 17 | |
| 15:00 | SUB OUT: ALLEN, JORDAN | | | |
| 15:00 | SUB IN: MOORE, DARIUS | | | |
| 15:00 | GOOD! FT by PEEVY, CHRISTIAN [FB] | 51-35 | H 16 | |
| 14:33 | | | | MISSED 3PTR by GUMM, DAYTON |
| 14:27 | | | | REBOUND (OFF) by RECIO, TREVOR |
| 14:27 | | 53-35 | H 18 | GOOD! DUNK by RECIO, TREVOR |
| 14:11 | MISSED 3PTR by MOORE, DARIUS | | | |
| 14:08 | | | | REBOUND (DEF) by CLUXTON, BROOKS |
| 13:49 | | 55-35 | H 20 | GOOD! LAYUP by BONNER, JAKOBI |
| 13:30 | | | | FOUL (PERSONAL) by CLUXTON, BROOKS |
| 13:30 | GOOD! FT by PEEVY, CHRISTIAN | 55-36 | H 19 | |
| 13:30 | | | | SUB OUT: GUMM, DAYTON |
| 13:30 | | | | SUB OUT: CLUXTON, BROOKS |
| 13:30 | | | | SUB IN: MCKIM, CONNOR |
| 13:30 | | | | SUB IN: ENECHIONYIA, CHU |

| Time | VISITORS: Lynn | Score | Margin | HOME: Rollins |
|-------|---|-------|--------|---------------------------------------|
| 13:30 | SUB OUT: NWACHUKWU, KENNETH | | | |
| 13:30 | SUB IN: ELLIS, BRANDEN | | | |
| 13:30 | GOOD! FT by PEEVY, CHRISTIAN | 55-37 | H 18 | |
| 13:13 | | | | TURNOVER (BADPASS) by MARION, KYLE |
| 12:51 | FOUL (OFF) by BORNELUS, BRANDON | | | |
| 12:51 | TURNOVER (OFFENSIVE) by BORNELUS, BRANDON | | | |
| 12:36 | | | | MISSED LAYUP by MCKIM, CONNOR |
| 12:36 | BLOCK by GAINES, CAMERON | | | |
| 12:32 | REBOUND (DEF) by BORNELUS, BRANDON | | | |
| 12:31 | | | | FOUL (PERSONAL) by ENECHIONYIA, CHU |
| 12:31 | GOOD! FT by PEEVY, CHRISTIAN [FB] | 55-38 | H 17 | |
| 12:31 | GOOD! FT by PEEVY, CHRISTIAN [FB] | 55-39 | H 16 | |
| 12:31 | | | | TIMEOUT 30SEC |
| 12:31 | | | | |
| 12:23 | FOUL (PERSONAL) by BORNELUS, BRANDON | | | |
| 12:23 | SUB OUT: BORNELUS, BRANDON | | | |
| 12:23 | SUB IN: ALLEN, JORDAN | | | |
| 12:10 | | 57-39 | H 18 | GOOD! LAYUP by ENECHIONYIA, CHU [PNT] |
| 12:10 | | | | ASSIST by RECIO, TREVOR |
| 11:56 | | | | FOUL (PERSONAL) by ENECHIONYIA, CHU |
| 11:56 | | | | |
| 11:56 | GOOD! FT by PEEVY, CHRISTIAN | 57-40 | H 17 | |
| 11:56 | GOOD! FT by PEEVY, CHRISTIAN | 57-41 | H 16 | |
| 11:44 | | | | TURNOVER (LOSTBALL) by BONNER, JAKOBI |
| 11:44 | STEAL by ELLIS, BRANDEN | | | |
| 11:39 | GOOD! LAYUP by ALLEN, JORDAN [FB] | 57-43 | H 14 | |
| 11:33 | | | | SUB OUT: ENECHIONYIA, CHU |
| 11:33 | | | | SUB IN: CLUXTON, BROOKS |
| 11:01 | | 60-43 | H 17 | GOOD! 3PTR by BONNER, JAKOBI |
| 10:47 | MISSED LAYUP by PEEVY, CHRISTIAN | | | |
| 10:44 | | | | REBOUND (DEF) by CLUXTON, BROOKS |
| 10:22 | | 63-43 | H 20 | GOOD! 3PTR by RECIO, TREVOR |
| 10:22 | | | | ASSIST by BONNER, JAKOBI |
| 10:11 | GOOD! 3PTR by ALLEN, JORDAN | 63-46 | H 17 | |
| 10:11 | ASSIST by MOORE, DARIUS | | | |
| 10:00 | | 65-46 | H 19 | GOOD! LAYUP by BONNER, JAKOBI |
| 10:00 | | | | ASSIST by RECIO, TREVOR |
| 09:51 | GOOD! 3PTR by ALLEN, JORDAN | 65-49 | H 16 | |
| 09:51 | ASSIST by MOORE, DARIUS | | | |
| 09:46 | FOUL (PERSONAL) by ALLEN, JORDAN | | | |
| 09:46 | | | | SUB OUT: MCKIM, CONNOR |
| 09:46 | | | | SUB IN: GUMM, DAYTON |
| 09:46 | SUB OUT: ELLIS, BRANDEN | | | |
| 09:46 | SUB IN: EVANS, JAMISON | | | |
| 09:17 | | | | MISSED LAYUP by GUMM, DAYTON |
| 09:14 | | | | REBOUND (OFF) by CLUXTON, BROOKS |
| 09:14 | | | | MISSED JUMPER by GUMM, DAYTON |
| 09:14 | REBOUND (DEF) by PEEVY, CHRISTIAN | | | |
| 09:14 | | | | FOUL (PERSONAL) by CLUXTON, BROOKS |
| 08:57 | GOOD! LAYUP by PEEVY, CHRISTIAN | 65-51 | H 14 | |
| 08:57 | ASSIST by EVANS, JAMISON | | | |
| 08:57 | FOUL (PERSONAL) by EVANS, JAMISON | | | |
| 08:57 | | | | SUB OUT: RECIO, TREVOR |
| 08:57 | | | | SUB IN: ODUNNA, SHELDON |
| 08:31 | | 67-51 | H 16 | GOOD! LAYUP by CLUXTON, BROOKS |
| 08:31 | | | | ASSIST by MARION, KYLE |
| 08:18 | MISSED 3PTR by ALLEN, JORDAN | | | |
| 08:18 | | | | REBOUND (DEF) by TEAM |
| 07:56 | | | | TURNOVER (BADPASS) by BONNER, JAKOBI |
| 07:56 | STEAL by MOORE, DARIUS | | | |
| 07:45 | GOOD! JUMPER by PEEVY, CHRISTIAN | 67-53 | H 14 | |
| 07:35 | | 69-53 | H 16 | GOOD! LAYUP by BONNER, JAKOBI [FB] |
| 07:16 | MISSED 3PTR by EVANS, JAMISON | | | |
| 07:13 | | | | REBOUND (DEF) by GUMM, DAYTON |
| 07:06 | | 71-53 | H 18 | GOOD! DUNK by GUMM, DAYTON |
| 06:37 | MISSED LAYUP by PEEVY, CHRISTIAN | | | |
| 06:34 | REBOUND (OFF) by GAINES, CAMERON | | | |
| 06:33 | GOOD! LAYUP by GAINES, CAMERON | 71-55 | H 16 | |
| 06:20 | | | | MISSED LAYUP by GUMM, DAYTON |
| 06:15 | | | | REBOUND (OFF) by CLUXTON, BROOKS |
| 06:15 | | 73-55 | H 18 | GOOD! LAYUP by CLUXTON, BROOKS |
| 06:06 | MISSED 3PTR by MOORE, DARIUS | | | |
| 06:02 | REBOUND (OFF) by ALLEN, JORDAN | | | |
| 06:02 | GOOD! LAYUP by ALLEN, JORDAN | 73-57 | H 16 | |
| 05:59 | TIMEOUT 30SEC | | | |
| 05:59 | | | | |
| 05:59 | | | | SUB OUT: MARION, KYLE |
| 05:59 | | | | SUB OUT: GUMM, DAYTON |
| 05:59 | | | | SUB OUT: ODUNNA, SHELDON |
| 05:59 | | | | SUB IN: MCKIM, CONNOR |

| Time | VISITORS: Lynn | Score | Margin | HOME: Rollins |
|-------|---------------------------------------|-------|--------|------------------------------------|
| 05:59 | | | | SUB IN: DAVIS, PARKER |
| 05:59 | | | | SUB IN: RECIO, TREVOR |
| 05:59 | SUB OUT: PEEVY, CHRISTIAN | | | |
| 05:59 | SUB OUT: GAINES, CAMERON | | | |
| 05:59 | SUB IN: SANKARE, IBRAHIMA | | | |
| 05:59 | SUB IN: FRASER, GIOVANNI | | | |
| 05:27 | | 76-57 | H 19 | GOOD! 3PTR by DAVIS, PARKER |
| 05:27 | | | | ASSIST by MCKIM, CONNOR |
| 05:15 | MISSED 3PTR by ALLEN, JORDAN | | | |
| 05:12 | | | | REBOUND (DEF) by DAVIS, PARKER |
| 04:54 | | 78-57 | H 21 | GOOD! LAYUP by CLUXTON, BROOKS |
| 04:54 | | | | ASSIST by MCKIM, CONNOR |
| 04:54 | FOUL (PERSONAL) by SANKARE, IBRAHIMA | | | |
| 04:54 | | 79-57 | H 22 | GOOD! FT by CLUXTON, BROOKS |
| 04:33 | GOOD! LAYUP by SANKARE, IBRAHIMA | 79-59 | H 20 | |
| 04:33 | ASSIST by MOORE, DARIUS | | | |
| 04:15 | FOUL (PERSONAL) by SANKARE, IBRAHIMA | | | |
| 04:15 | | 80-59 | H 21 | GOOD! FT by CLUXTON, BROOKS |
| 04:15 | | 81-59 | H 22 | GOOD! FT by CLUXTON, BROOKS |
| 04:05 | | | | FOUL (PERSONAL) by BONNER, JAKOBI |
| 04:05 | MISSED FT by SANKARE, IBRAHIMA | | | |
| 04:05 | REBOUND (OFF) by TEAM | | | |
| 04:05 | SUB OUT: EVANS, JAMISON | | | |
| 04:05 | SUB IN: BORNELUS, BRANDON | | | |
| 04:05 | MISSED FT by SANKARE, IBRAHIMA | | | |
| 04:02 | REBOUND (OFF) by ALLEN, JORDAN | | | |
| 03:51 | GOOD! 3PTR by MOORE, DARIUS | 81-62 | H 19 | |
| 03:21 | | 83-62 | H 21 | GOOD! JUMPER by BONNER, JAKOBI |
| 03:05 | MISSED 3PTR by MOORE, DARIUS | | | |
| 03:03 | REBOUND (OFF) by TEAM | | | |
| 03:02 | | | | |
| 03:02 | SUB OUT: ALLEN, JORDAN | | | |
| 03:02 | SUB IN: EVANS, JAMISON | | | |
| 02:48 | MISSED JUMPER by EVANS, JAMISON | | | |
| 02:44 | REBOUND (OFF) by EVANS, JAMISON | | | |
| 02:44 | GOOD! LAYUP by EVANS, JAMISON | 83-64 | H 19 | |
| 02:28 | FOUL (PERSONAL) by SANKARE, IBRAHIMA | | | |
| 02:28 | | 84-64 | H 20 | GOOD! FT by MCKIM, CONNOR |
| 02:28 | | 85-64 | H 21 | GOOD! FT by MCKIM, CONNOR |
| 02:18 | | | | FOUL (PERSONAL) by CLUXTON, BROOKS |
| 02:18 | GOOD! FT by SANKARE, IBRAHIMA | 85-65 | H 20 | |
| 02:18 | | | | SUB OUT: BONNER, JAKOBI |
| 02:18 | | | | SUB IN: ERICKSON, WILL |
| 02:18 | GOOD! FT by SANKARE, IBRAHIMA | 85-66 | H 19 | |
| 01:57 | | | | MISSED LAYUP by DAVIS, PARKER |
| 01:55 | REBOUND (DEF) by SANKARE, IBRAHIMA | | | |
| 01:49 | GOOD! 3PTR by BORNELUS, BRANDON [FB] | 85-69 | H 16 | |
| 01:49 | ASSIST by MOORE, DARIUS | | | |
| 01:20 | FOUL (PERSONAL) by FRASER, GIOVANNI | | | |
| 01:20 | | | | SUB OUT: CLUXTON, BROOKS |
| 01:20 | | | | SUB OUT: RECIO, TREVOR |
| 01:20 | | | | SUB IN: NOEL, ELIJAH |
| 01:20 | | | | SUB IN: SUSEC, MATEJ |
| 01:20 | SUB OUT: SANKARE, IBRAHIMA | | | |
| 01:20 | SUB OUT: EVANS, JAMISON | | | |
| 01:20 | SUB OUT: FRASER, GIOVANNI | | | |
| 01:20 | SUB OUT: MOORE, DARIUS | | | |
| 01:20 | SUB IN: PARRISH, HUNTER | | | |
| 01:20 | SUB IN: LOUIS, GIBSON | | | |
| 01:20 | SUB IN: RUHEK, EGON | | | |
| 01:20 | SUB IN: BRIVIO, BRANDO | | | |
| 01:20 | | 86-69 | H 17 | GOOD! FT by MCKIM, CONNOR |
| 01:20 | | 87-69 | H 18 | GOOD! FT by MCKIM, CONNOR |
| 01:20 | | | | SUB OUT: MCKIM, CONNOR |
| 01:20 | | | | SUB IN: LONG, CADE |
| 01:08 | MISSED 3PTR by BORNELUS, BRANDON | | | |
| 01:05 | | | | REBOUND (DEF) by NOEL, ELIJAH |
| 00:47 | | | | MISSED 3PTR by NOEL, ELIJAH |
| 00:43 | REBOUND (DEF) by PARRISH, HUNTER | | | |
| 00:37 | MISSED 3PTR by LOUIS, GIBSON | | | |
| 00:34 | REBOUND (OFF) by PARRISH, HUNTER | | | |
| 00:31 | TURNOVER (BADPASS) by PARRISH, HUNTER | | | |
| 00:31 | | | | STEAL by ERICKSON, WILL |
| 00:23 | | 89-69 | H 20 | GOOD! LAYUP by SUSEC, MATEJ [FB] |
| 00:23 | | | | ASSIST by NOEL, ELIJAH |
| 00:16 | GOOD! LAYUP by PARRISH, HUNTER [FB] | 89-71 | H 18 | |
| 00:16 | ASSIST by LOUIS, GIBSON | | | |

| Points from (This Period) | LYN | ROL |
|---------------------------|-----|-----|
| In the Paint | 20 | 28 |
| Off Turns | 6 | 4 |
| 2nd Chance | 9 | 9 |
| Fast Break | 13 | 4 |
| Bench | 11 | 9 |

Official Scoring/Possession Reference Chart

Lynn vs Rollins

Period 1

February 19, 2020 at Alford Sports Center - Winter Park



Period 1

Starters:

Lynn: 1 PEEVY, CHRISTIAN (G); 3 BORNELUS, BRANDON (G); 5 ALLEN, JORDAN (G); 12 GAINES, CAMERON (F); 22 NWACHUKWU, KENNETH (C);

Rollins: 2 MCKIM, CONNOR (G); 5 GUMM, DAYTON (G); 12 CLUXTON, BROOKS (F); 20 RECIO, TREVOR (F); 21 BONNER, JAKOBI (G);

| Time | VISITORS: Lynn | Score | Margin | HOME: Rollins |
|-------|--------------------------------------|-------|--------|---------------------------------------|
| 19:38 | GOOD! 3PTR by BORNELUS, BRANDON | 0-3 | V 3 | |
| 19:28 | GOOD! 3PTR by BORNELUS, BRANDON [FB] | 0-6 | V 6 | |
| 17:31 | | 3-6 | V 3 | GOOD! 3PTR by RECIO, TREVOR |
| 16:37 | | 6-6 | T | GOOD! 3PTR by BONNER, JAKOBI |
| 15:48 | | 8-6 | H 2 | GOOD! LAYUP by BONNER, JAKOBI [FB] |
| 15:48 | | 9-6 | H 3 | GOOD! FT by BONNER, JAKOBI [FB] |
| 15:06 | | 12-6 | H 6 | GOOD! 3PTR by BONNER, JAKOBI |
| 14:15 | | 14-6 | H 8 | GOOD! LAYUP by BONNER, JAKOBI [FB] |
| 14:03 | GOOD! LAYUP by GAINES, CAMERON | 14-8 | H 6 | |
| 12:57 | | 15-8 | H 7 | GOOD! FT by ODUNNA, SHELDON |
| 12:50 | GOOD! 3PTR by ALLEN, JORDAN [FB] | 15-11 | H 4 | |
| 12:31 | | 18-11 | H 7 | GOOD! 3PTR by GUMM, DAYTON |
| 10:51 | | 20-11 | H 9 | GOOD! JUMPER by GUMM, DAYTON [PNT] |
| 10:19 | | 23-11 | H 12 | GOOD! 3PTR by GUMM, DAYTON |
| 09:35 | | 25-11 | H 14 | GOOD! LAYUP by CLUXTON, BROOKS [PNT] |
| 08:43 | GOOD! LAYUP by SANKARE, IBRAHIMA | 25-13 | H 12 | |
| 08:08 | | 27-13 | H 14 | GOOD! LAYUP by MARION, KYLE |
| 06:37 | GOOD! LAYUP by ALLEN, JORDAN | 27-15 | H 12 | |
| 05:30 | | 29-15 | H 14 | GOOD! JUMPER by CLUXTON, BROOKS [PNT] |
| 04:29 | GOOD! LAYUP by GAINES, CAMERON | 29-17 | H 12 | |
| 04:10 | | 31-17 | H 14 | GOOD! LAYUP by CLUXTON, BROOKS |
| 03:04 | | 33-17 | H 16 | GOOD! JUMPER by MCKIM, CONNOR |
| 02:21 | | 35-17 | H 18 | GOOD! LAYUP by BONNER, JAKOBI |
| 01:48 | GOOD! 3PTR by BORNELUS, BRANDON | 35-20 | H 15 | |
| 01:17 | | 36-20 | H 16 | GOOD! FT by GUMM, DAYTON |
| 01:17 | | 37-20 | H 17 | GOOD! FT by GUMM, DAYTON |
| 00:54 | | 39-20 | H 19 | GOOD! LAYUP by GUMM, DAYTON [FB] |
| 00:14 | | 40-20 | H 20 | GOOD! FT by CLUXTON, BROOKS |
| 00:00 | GOOD! LAYUP by ALLEN, JORDAN | 40-22 | H 18 | |

Lynn 22, Rollins 40

Official Scoring/Possession Reference Chart
Lynn vs Rollins
Period 2
February 19, 2020 at Alford Sports Center - Winter Park



Period 2

Starters:

Lynn: 1 PEEVY, CHRISTIAN (G); 3 BORNELUS, BRANDON (G); 5 ALLEN, JORDAN (G); 12 GAINES, CAMERON (F); 22 NWACHUKWU, KENNETH (C);
Rollins: 2 MCKIM, CONNOR (G); 5 GUMM, DAYTON (G); 12 CLUXTON, BROOKS (F); 20 RECIO, TREVOR (F); 21 BONNER, JAKOBI (G);

| Time | VISITORS: Lynn | Score | Margin | HOME: Rollins |
|-------|--------------------------------------|-------|--------|---------------------------------------|
| 19:21 | | 43-22 | H 21 | GOOD! 3PTR by MCKIM, CONNOR |
| 19:04 | GOOD! 3PTR by PEEVY, CHRISTIAN | 43-25 | H 18 | |
| 18:44 | | 45-25 | H 20 | GOOD! LAYUP by GUMM, DAYTON |
| 18:27 | GOOD! JUMPER by GAINES, CAMERON | 45-27 | H 18 | |
| 18:00 | | 47-27 | H 20 | GOOD! LAYUP by RECIO, TREVOR [PNT] |
| 17:51 | GOOD! DUNK by NWACHUKWU, KENNETH | 47-29 | H 18 | |
| 16:44 | | 49-29 | H 20 | GOOD! LAYUP by ODUNNA, SHELDON |
| 16:24 | GOOD! JUMPER by GAINES, CAMERON | 49-31 | H 18 | |
| 15:47 | GOOD! DUNK by GAINES, CAMERON [FB] | 49-33 | H 16 | |
| 15:25 | | 51-33 | H 18 | GOOD! DUNK by GUMM, DAYTON |
| 15:00 | GOOD! FT by PEEVY, CHRISTIAN [FB] | 51-34 | H 17 | |
| 15:00 | GOOD! FT by PEEVY, CHRISTIAN [FB] | 51-35 | H 16 | |
| 14:27 | | 53-35 | H 18 | GOOD! DUNK by RECIO, TREVOR |
| 13:49 | | 55-35 | H 20 | GOOD! LAYUP by BONNER, JAKOBI |
| 13:30 | GOOD! FT by PEEVY, CHRISTIAN | 55-36 | H 19 | |
| 13:30 | GOOD! FT by PEEVY, CHRISTIAN | 55-37 | H 18 | |
| 12:31 | GOOD! FT by PEEVY, CHRISTIAN [FB] | 55-38 | H 17 | |
| 12:31 | GOOD! FT by PEEVY, CHRISTIAN [FB] | 55-39 | H 16 | |
| 12:10 | | 57-39 | H 18 | GOOD! LAYUP by ENECHIONYIA, CHU [PNT] |
| 11:56 | GOOD! FT by PEEVY, CHRISTIAN | 57-40 | H 17 | |
| 11:56 | GOOD! FT by PEEVY, CHRISTIAN | 57-41 | H 16 | |
| 11:39 | GOOD! LAYUP by ALLEN, JORDAN [FB] | 57-43 | H 14 | |
| 11:01 | | 60-43 | H 17 | GOOD! 3PTR by BONNER, JAKOBI |
| 10:22 | | 63-43 | H 20 | GOOD! 3PTR by RECIO, TREVOR |
| 10:11 | GOOD! 3PTR by ALLEN, JORDAN | 63-46 | H 17 | |
| 10:00 | | 65-46 | H 19 | GOOD! LAYUP by BONNER, JAKOBI |
| 09:51 | GOOD! 3PTR by ALLEN, JORDAN | 65-49 | H 16 | |
| 08:57 | GOOD! LAYUP by PEEVY, CHRISTIAN | 65-51 | H 14 | |
| 08:31 | | 67-51 | H 16 | GOOD! LAYUP by CLUXTON, BROOKS |
| 07:45 | GOOD! JUMPER by PEEVY, CHRISTIAN | 67-53 | H 14 | |
| 07:35 | | 69-53 | H 16 | GOOD! LAYUP by BONNER, JAKOBI [FB] |
| 07:06 | | 71-53 | H 18 | GOOD! DUNK by GUMM, DAYTON |
| 06:33 | GOOD! LAYUP by GAINES, CAMERON | 71-55 | H 16 | |
| 06:15 | | 73-55 | H 18 | GOOD! LAYUP by CLUXTON, BROOKS |
| 06:02 | GOOD! LAYUP by ALLEN, JORDAN | 73-57 | H 16 | |
| 05:27 | | 76-57 | H 19 | GOOD! 3PTR by DAVIS, PARKER |
| 04:54 | | 78-57 | H 21 | GOOD! LAYUP by CLUXTON, BROOKS |
| 04:54 | | 79-57 | H 22 | GOOD! FT by CLUXTON, BROOKS |
| 04:33 | GOOD! LAYUP by SANKARE, IBRAHIMA | 79-59 | H 20 | |
| 04:15 | | 80-59 | H 21 | GOOD! FT by CLUXTON, BROOKS |
| 04:15 | | 81-59 | H 22 | GOOD! FT by CLUXTON, BROOKS |
| 03:51 | GOOD! 3PTR by MOORE, DARIUS | 81-62 | H 19 | |
| 03:21 | | 83-62 | H 21 | GOOD! JUMPER by BONNER, JAKOBI |
| 02:44 | GOOD! LAYUP by EVANS, JAMISON | 83-64 | H 19 | |
| 02:28 | | 84-64 | H 20 | GOOD! FT by MCKIM, CONNOR |
| 02:28 | | 85-64 | H 21 | GOOD! FT by MCKIM, CONNOR |
| 02:18 | GOOD! FT by SANKARE, IBRAHIMA | 85-65 | H 20 | |
| 02:18 | GOOD! FT by SANKARE, IBRAHIMA | 85-66 | H 19 | |
| 01:49 | GOOD! 3PTR by BORNELUS, BRANDON [FB] | 85-69 | H 16 | |
| 01:20 | | 86-69 | H 17 | GOOD! FT by MCKIM, CONNOR |
| 01:20 | | 87-69 | H 18 | GOOD! FT by MCKIM, CONNOR |
| 00:23 | | 89-69 | H 20 | GOOD! LAYUP by SUSEC, MATEJ [FB] |

| Time | VISITORS: Lynn | Score | Margin | HOME: Rollins |
|-------|-------------------------------------|-------|--------|---------------|
| 00:16 | GOOD! LAYUP by PARRISH, HUNTER [FB] | 89-71 | H 18 | |

Lynn 71, Rollins 89

Official Substitutions Log
Lynn vs Rollins
Period 1
February 19, 2020 at Alford Sports Center - Winter Park



| VISITORS: Lynn | Time | Score | HOME: Rollins |
|--------------------------------|-------|-------|---------------------------|
| 1 PEEVY, CHRISTIAN | | | 2 MCKIM, CONNOR |
| 3 BORNELUS, BRANDON | | | 5 GUMM, DAYTON |
| 5 ALLEN, JORDAN | | | 12 CLUXTON, BROOKS |
| 12 GAINES, CAMERON | | | 20 RECIO, TREVOR |
| 22 NWACHUKWU, KENNETH | | | 21 BONNER, JAKOBI |
| | 15:29 | 6-9 | SUB OUT: GUMM, DAYTON |
| | 15:29 | | SUB OUT: CLUXTON, BROOKS |
| | 15:29 | | SUB IN: MARION, KYLE |
| | 15:29 | | SUB IN: ODUNNA, SHELDON |
| SUB OUT: 22 NWACHUKWU, KENNETH | 15:29 | | |
| SUB IN: 24 FRASER, GIOVANNI | 15:29 | | |
| | 13:39 | 8-14 | SUB OUT: MCKIM, CONNOR |
| | 13:39 | | SUB OUT: RECIO, TREVOR |
| | 13:39 | | SUB IN: GUMM, DAYTON |
| | 13:39 | | SUB IN: CLUXTON, BROOKS |
| SUB OUT: 1 PEEVY, CHRISTIAN | 13:39 | | |
| SUB IN: 00 ELLIS, BRANDEN | 13:39 | | |
| | 12:07 | 11-18 | SUB OUT: BONNER, JAKOBI |
| | 12:07 | | SUB IN: ENECHIONYIA, CHU |
| | 11:33 | 11-18 | SUB OUT: ODUNNA, SHELDON |
| | 11:33 | | SUB IN: BONNER, JAKOBI |
| SUB OUT: 5 ALLEN, JORDAN | 11:33 | | |
| SUB OUT: 24 FRASER, GIOVANNI | 11:33 | | |
| SUB IN: 1 PEEVY, CHRISTIAN | 11:33 | | |
| SUB IN: 31 MOORE, DARIUS | 11:33 | | |
| SUB OUT: 00 ELLIS, BRANDEN | 09:15 | 11-25 | |
| SUB OUT: 3 BORNELUS, BRANDON | 09:15 | | |
| SUB OUT: 12 GAINES, CAMERON | 09:15 | | |
| SUB IN: 4 SANKARE, IBRAHIMA | 09:15 | | |
| SUB IN: 5 ALLEN, JORDAN | 09:15 | | |
| SUB IN: 23 EVANS, JAMISON | 09:15 | | |
| | 06:47 | 13-27 | SUB OUT: ENECHIONYIA, CHU |
| | 06:47 | | SUB OUT: GUMM, DAYTON |
| | 06:47 | | SUB IN: MCKIM, CONNOR |
| | 06:47 | | SUB IN: RECIO, TREVOR |
| SUB OUT: 1 PEEVY, CHRISTIAN | 06:47 | | |
| SUB OUT: 4 SANKARE, IBRAHIMA | 06:47 | | |
| SUB IN: 12 GAINES, CAMERON | 06:47 | | |
| SUB IN: 20 RUHEK, EGON | 06:47 | | |
| | 03:47 | 17-31 | SUB OUT: MARION, KYLE |
| | 03:47 | | SUB OUT: CLUXTON, BROOKS |
| | 03:47 | | SUB IN: GUMM, DAYTON |
| | 03:47 | | SUB IN: ODUNNA, SHELDON |
| SUB OUT: 31 MOORE, DARIUS | 03:47 | | |
| SUB IN: 3 BORNELUS, BRANDON | 03:47 | | |
| SUB OUT: 12 GAINES, CAMERON | 02:04 | 17-35 | |
| SUB OUT: 23 EVANS, JAMISON | 02:04 | | |
| SUB IN: 1 PEEVY, CHRISTIAN | 02:04 | | |
| SUB IN: 4 SANKARE, IBRAHIMA | 02:04 | | |
| | 01:17 | 20-36 | SUB OUT: MCKIM, CONNOR |
| | 01:17 | | SUB OUT: ODUNNA, SHELDON |
| | 01:17 | | SUB IN: MARION, KYLE |
| | 01:17 | | SUB IN: CLUXTON, BROOKS |

Lynn 22, Rollins 40

Official Substitutions Log
Lynn vs Rollins
Period 2
February 19, 2020 at Alford Sports Center - Winter Park



| VISITORS: Lynn | Time | Score | HOME: Rollins |
|--------------------------------|-------------|--------------|---------------------------|
| 1 PEEVY, CHRISTIAN | | | 2 MCKIM, CONNOR |
| 3 BORNELUS, BRANDON | | | 5 GUMM, DAYTON |
| 5 ALLEN, JORDAN | | | 12 CLUXTON, BROOKS |
| 12 GAINES, CAMERON | | | 20 RECIO, TREVOR |
| 22 NWACHUKWU, KENNETH | | | 21 BONNER, JAKOBI |
| | 20:00 | - | SUB OUT: MARION, KYLE |
| | 20:00 | | SUB IN: MCKIM, CONNOR |
| SUB OUT: 4 SANKARE, IBRAHIMA | 20:00 | | |
| SUB OUT: 20 RUHEK, EGON | 20:00 | | |
| SUB IN: 12 GAINES, CAMERON | 20:00 | | |
| SUB IN: 22 NWACHUKWU, KENNETH | 20:00 | | |
| | 17:11 | 29-47 | SUB OUT: BONNER, JAKOBI |
| | 17:11 | | SUB IN: ODUNNA, SHELDON |
| | 16:44 | 29-49 | SUB OUT: MCKIM, CONNOR |
| | 16:44 | | SUB OUT: ODUNNA, SHELDON |
| | 16:44 | | SUB IN: MARION, KYLE |
| | 16:44 | | SUB IN: BONNER, JAKOBI |
| SUB OUT: 5 ALLEN, JORDAN | 15:00 | 34-51 | |
| SUB IN: 31 MOORE, DARIUS | 15:00 | | |
| | 13:30 | 36-55 | SUB OUT: GUMM, DAYTON |
| | 13:30 | | SUB OUT: CLUXTON, BROOKS |
| | 13:30 | | SUB IN: MCKIM, CONNOR |
| | 13:30 | | SUB IN: ENECHIONYIA, CHU |
| SUB OUT: 22 NWACHUKWU, KENNETH | 13:30 | | |
| SUB IN: 00 ELLIS, BRANDEN | 13:30 | | |
| SUB OUT: 3 BORNELUS, BRANDON | 12:23 | 39-55 | |
| SUB IN: 5 ALLEN, JORDAN | 12:23 | | |
| | 11:33 | 43-57 | SUB OUT: ENECHIONYIA, CHU |
| | 11:33 | | SUB IN: CLUXTON, BROOKS |
| | 09:46 | 49-65 | SUB OUT: MCKIM, CONNOR |
| | 09:46 | | SUB IN: GUMM, DAYTON |
| SUB OUT: 00 ELLIS, BRANDEN | 09:46 | | |
| SUB IN: 23 EVANS, JAMISON | 09:46 | | |
| | 08:57 | 51-65 | SUB OUT: RECIO, TREVOR |
| | 08:57 | | SUB IN: ODUNNA, SHELDON |
| | 05:59 | 57-73 | SUB OUT: MARION, KYLE |
| | 05:59 | | SUB OUT: GUMM, DAYTON |
| | 05:59 | | SUB OUT: ODUNNA, SHELDON |
| | 05:59 | | SUB IN: MCKIM, CONNOR |
| | 05:59 | | SUB IN: DAVIS, PARKER |
| | 05:59 | | SUB IN: RECIO, TREVOR |
| SUB OUT: 1 PEEVY, CHRISTIAN | 05:59 | | |
| SUB OUT: 12 GAINES, CAMERON | 05:59 | | |
| SUB IN: 4 SANKARE, IBRAHIMA | 05:59 | | |
| SUB IN: 24 FRASER, GIOVANNI | 05:59 | | |
| SUB OUT: 23 EVANS, JAMISON | 04:05 | 59-81 | |
| SUB IN: 3 BORNELUS, BRANDON | 04:05 | | |
| SUB OUT: 5 ALLEN, JORDAN | 03:02 | 62-83 | |
| SUB IN: 23 EVANS, JAMISON | 03:02 | | |
| | 02:18 | 65-85 | SUB OUT: BONNER, JAKOBI |
| | 02:18 | | SUB IN: ERICKSON, WILL |
| | 01:20 | 69-85 | SUB OUT: CLUXTON, BROOKS |
| | 01:20 | | SUB OUT: RECIO, TREVOR |
| | 01:20 | | SUB IN: NOEL, ELIJAH |
| | 01:20 | | SUB IN: SUSEC, MATEJ |
| SUB OUT: 4 SANKARE, IBRAHIMA | 01:20 | | |
| SUB OUT: 23 EVANS, JAMISON | 01:20 | | |
| SUB OUT: 24 FRASER, GIOVANNI | 01:20 | | |
| SUB OUT: 31 MOORE, DARIUS | 01:20 | | |
| SUB IN: 10 PARRISH, HUNTER | 01:20 | | |
| SUB IN: 11 LOUIS, GIBSON | 01:20 | | |
| SUB IN: 20 RUHEK, EGON | 01:20 | | |
| SUB IN: 25 BRIVIO, BRANDO | 01:20 | | |
| | 01:20 | | SUB OUT: MCKIM, CONNOR |
| | 01:20 | | SUB IN: LONG, CADE |

Lynn 71, Rollins 89

Official Shot Chart
Lynn vs Rollins
 PERIOD 1 Shots
 February 19, 2020 at Alford Sports Center - Winter Park

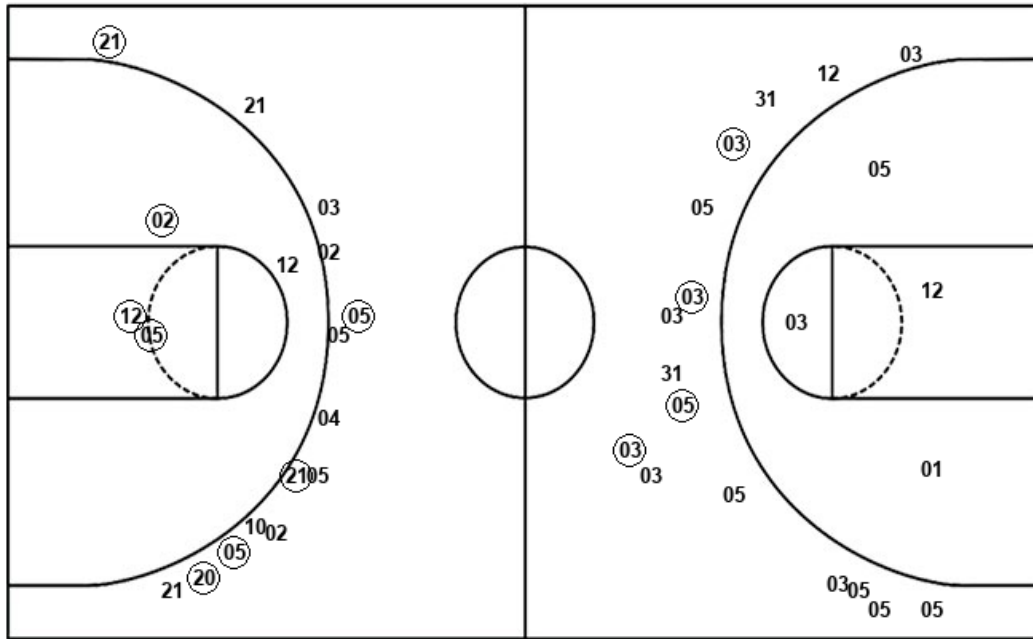


Rollins

Lynn

Layups
 21 (21) (21) 05 03
 03 (12) (03) 03 21
 (12) (21) (05)

Dunks



Layups
 05 22 12 01 (12)
 01 (04) (05) 20 (12)
 05 12 (05)

Dunks

| ROL : Period 1 | Made | Att | Pct |
|--------------------------|-----------|-----------|-------------|
| Layups | 7 | 13 | 53.8 |
| Dunks | 0 | 0 | 0 |
| 2PT Field Goals | 10 | 17 | 58.8 |
| 3PT Field Goals | 5 | 14 | 35.7 |
| Total Field Goals | 15 | 31 | 48.4 |

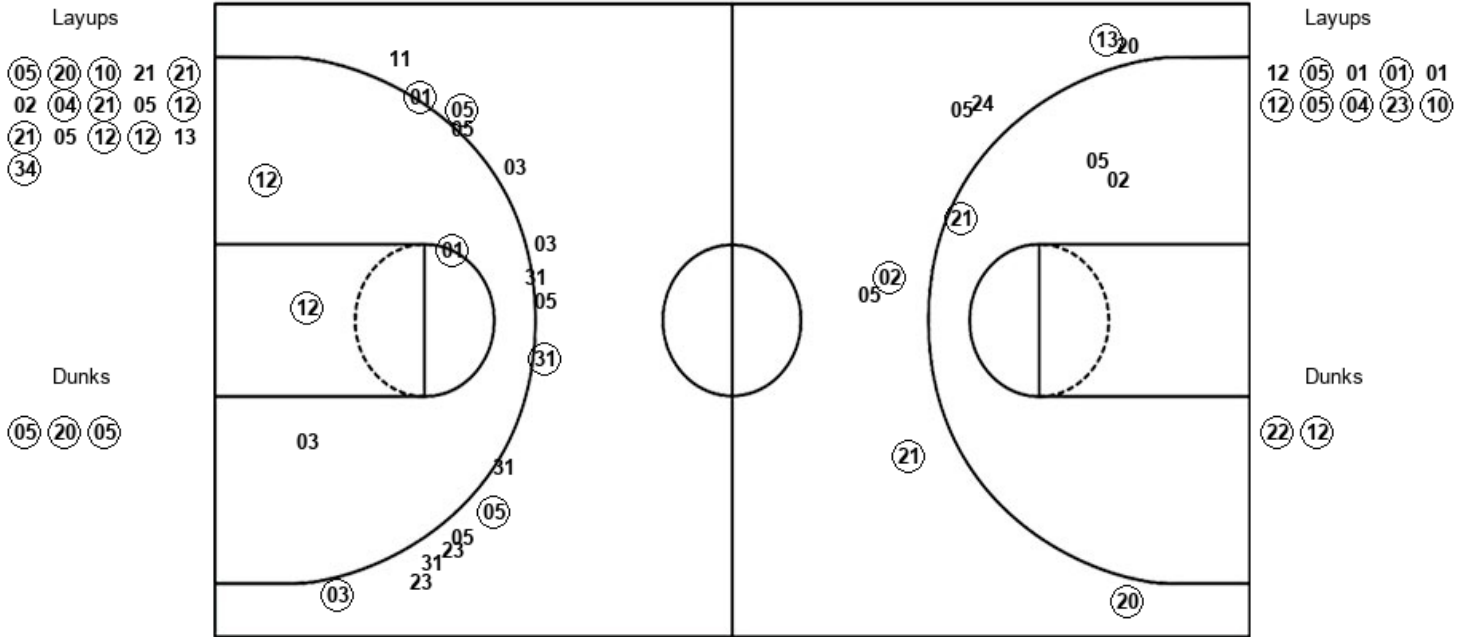
| LYN : Period 1 | Made | Att | Pct |
|--------------------------|----------|-----------|-------------|
| Layups | 5 | 13 | 38.5 |
| Dunks | 0 | 0 | 0 |
| 2PT Field Goals | 5 | 17 | 29.4 |
| 3PT Field Goals | 4 | 16 | 25.0 |
| Total Field Goals | 9 | 33 | 27.3 |

Official Shot Chart
Lynn vs Rollins
 PERIOD 2 Shots
 February 19, 2020 at Alford Sports Center - Winter Park



Rollins

Lynn



| ROL : Period 2 | Made | Att | Pct |
|--------------------------|-----------|-----------|-------------|
| Layups | 11 | 16 | 68.8 |
| Dunks | 3 | 3 | 100.0 |
| 2PT Field Goals | 15 | 22 | 68.2 |
| 3PT Field Goals | 4 | 8 | 50.0 |
| Total Field Goals | 19 | 30 | 63.3 |

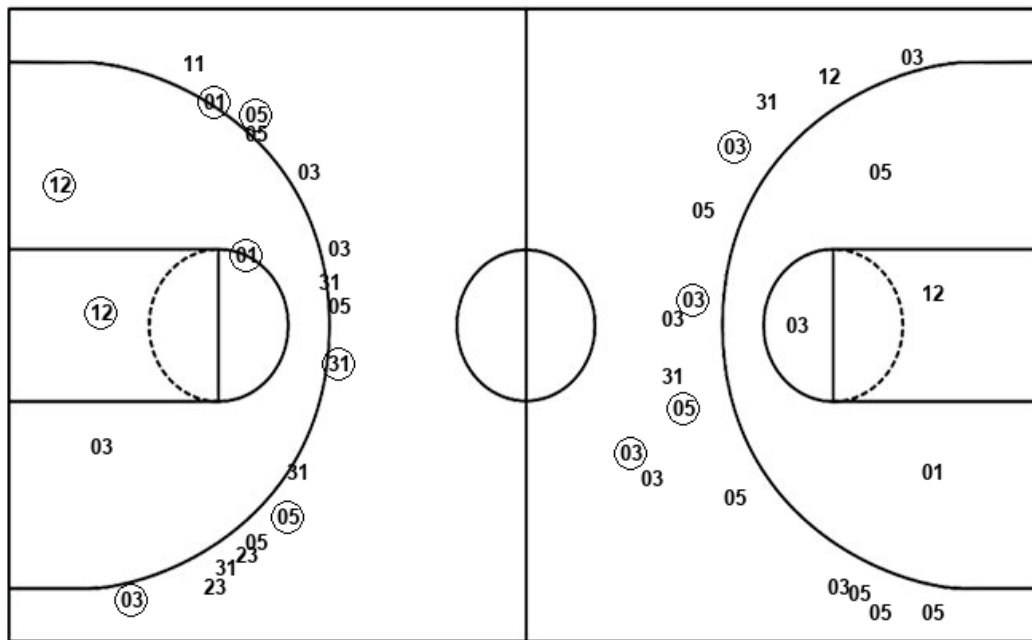
| LYN : Period 2 | Made | Att | Pct |
|--------------------------|-----------|-----------|-------------|
| Layups | 7 | 10 | 70.0 |
| Dunks | 2 | 2 | 100.0 |
| 2PT Field Goals | 12 | 17 | 70.6 |
| 3PT Field Goals | 5 | 15 | 33.3 |
| Total Field Goals | 17 | 32 | 53.1 |

Official Shot Chart
Lynn vs Rollins
Lynn Team Shots
February 19, 2020 at Alford Sports Center - Winter Park



Layups

Dunks



Layups

Dunks

05 22 12 01 (12)
 01 (04) (05) 20 (12)
 05 12 (05) 12 (05)
 01 (01) 01 (12) (05)
 (04) (23) (10)

(22) (12)

| LYN : Period 1 | Made | Att | Pct |
|--------------------------|----------|-----------|-------------|
| Layups | 5 | 13 | 38.5 |
| Dunks | 0 | 0 | 0 |
| 2PT Field Goals | 5 | 17 | 29.4 |
| 3PT Field Goals | 4 | 16 | 25.0 |
| Total Field Goals | 9 | 33 | 27.3 |

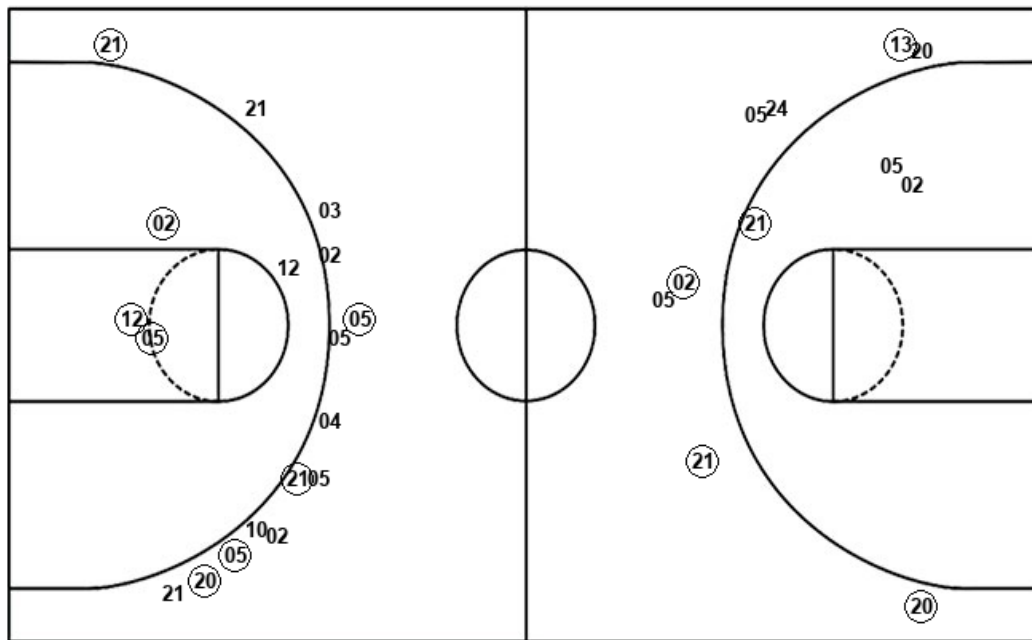
| LYN : Period 2 | Made | Att | Pct |
|--------------------------|-----------|-----------|-------------|
| Layups | 7 | 10 | 70.0 |
| Dunks | 2 | 2 | 100.0 |
| 2PT Field Goals | 12 | 17 | 70.6 |
| 3PT Field Goals | 5 | 15 | 33.3 |
| Total Field Goals | 17 | 32 | 53.1 |

Official Shot Chart
Lynn vs Rollins
Rollins Team Shots
February 19, 2020 at Alford Sports Center - Winter Park



Layups

Dunks



Layups

21 21 21 05 03
 03 12 03 03 21
 12 21 05 05 20
 10 21 21 02 04
 21 05 12 21 05
 12 12 13 34

Dunks

05 20 05

| ROL : Period 1 | Made | Att | Pct |
|--------------------------|-----------|-----------|-------------|
| Layups | 7 | 13 | 53.8 |
| Dunks | 0 | 0 | 0 |
| 2PT Field Goals | 10 | 17 | 58.8 |
| 3PT Field Goals | 5 | 14 | 35.7 |
| Total Field Goals | 15 | 31 | 48.4 |

| ROL : Period 2 | Made | Att | Pct |
|--------------------------|-----------|-----------|-------------|
| Layups | 11 | 16 | 68.8 |
| Dunks | 3 | 3 | 100.0 |
| 2PT Field Goals | 15 | 22 | 68.2 |
| 3PT Field Goals | 4 | 8 | 50.0 |
| Total Field Goals | 19 | 30 | 63.3 |