

FINAL SCORE

Oklahoma St.

61



Houston

55



December 15, 2019 • Fertitta Center (Penick Court) - Houston

FINAL STATISTICS

Official Box Score
Oklahoma St. vs Houston
Game Totals -- Final Statistics
December 15, 2019 at Fertitta Center (Penick Court) - Houston



Oklahoma St. 61

No.	Player	S	Pts	FG	3FG	FT	OR	DR	TR	PF	A	TO	Blk	Stl	Min	+/-
04	DZIAGWA, THOMAS	G	11	4-7	3-3	0-0	1	2	3	3	2	0	0	1	30	3
12	MCGRIFF, CAMERON	F	12	4-11	0-3	4-4	3	7	10	3	2	4	1	0	37	15
14	ANEI, YOR	F	18	5-10	0-0	8-9	2	6	8	4	1	1	1	0	28	18
21	WATERS, III, LINDY	G	11	4-10	1-3	2-4	1	4	5	2	3	2	0	1	34	6
31	MITCHELL, DEE	G	2	1-2	0-1	0-0	0	1	1	2	1	0	0	0	16	11
00	ANDERSON, III, AVERY	G	0	0-2	0-0	0-0	0	1	1	1	2	1	0	0	12	0
01	LAURENT, JONATHAN	G	2	1-1	0-0	0-0	1	0	1	0	0	0	0	0	5	-9
02	HARRIS JR., CHRIS	G	5	2-6	0-3	1-2	0	3	3	1	0	0	0	1	23	-7
20	BOONE, KEYLAN	G	0	0-0	0-0	0-0	0	1	1	0	0	0	0	0	5	5
22	BOONE, KALIB	F	0	0-0	0-0	0-0	0	0	0	1	0	1	1	0	2	0
35	ROESSINK, HIDDE	F	0	0-2	0-1	0-0	1	0	1	1	1	0	0	0	8	-12
TEAM							1	4	5	1		1				
TOTALS			61	21-51	4-14	15-19	10	29	39	19	12	10	3	3	200	

Shooting By Period

Period	FG	FG%	3FG	3FG%	FT	FT%
1st Half	13-26	50%	3-6	50%	6-7	86%
2nd Half	8-25	32%	1-8	13%	9-12	75%
Game	21-51	41.2%	4-14	28.6%	15-19	78.9%

Deadball Rebounds: 1,0
Last FG: 2nd-00:35
Biggest Run: 16-0
Largest lead: By 18 at 2-19
Technical Fouls: None.

Houston 55

No.	Player	S	Pts	FG	3FG	FT	OR	DR	TR	PF	A	TO	Blk	Stl	Min	+/-
01	HARRIS JR., CHRIS	C	2	1-3	0-0	0-0	3	2	5	0	0	0	2	1	19	-11
03	JARREAU, DEJON	G	0	0-4	0-1	0-0	0	2	2	2	2	4	0	0	18	-10
11	HINTON, NATE	G	11	3-12	3-9	2-2	3	6	9	1	1	1	0	0	29	-10
24	GRIMES, QUENTIN	G	0	0-7	0-5	0-1	0	3	3	2	0	1	0	1	33	-6
35	WHITE JR, FABIAN	F	4	2-4	0-0	0-0	2	4	6	3	2	1	0	1	21	-4
00	SASSER, MARCUS	G	9	3-8	2-6	1-1	1	1	2	0	1	1	0	0	16	-1
02	MILLS, CALEB	G	23	8-18	2-8	5-6	2	0	2	3	0	1	1	0	24	7
04	GORHAM, JUSTIN	F	0	0-3	0-0	0-0	0	0	0	0	2	0	0	0	6	3
23	ALLEY JR., CEDRICK	F	2	1-1	0-0	0-1	2	1	3	0	1	0	1	1	19	-11
55	GRESHAM, BRISON	F	4	1-1	0-0	2-5	3	3	6	5	0	0	1	0	14	13
TEAM							1	1	2	0		1				
TOTALS			55	19-61	7-29	10-16	17	23	40	16	9	10	5	4	200	

Shooting By Period

Period	FG	FG%	3FG	3FG%	FT	FT%
1st Half	7-30	23%	5-16	31%	0-2	00%
2nd Half	12-31	39%	2-13	15%	10-14	71%
Game	19-61	31.1%	7-29	24.1%	10-16	62.5%

Deadball Rebounds: 2,0
Last FG: 2nd-00:11
Biggest Run: 10-0
Largest lead: By 2 at 1-12
Technical Fouls: None.

Game Notes:

Officials: **Doug Sirmons, Chuck Jones, Randy Heimerman**
 Attendance: **7035**

Start Time: **03:02 PM ET**
 End Time: **05:06 PM ET**
 Game Duration: **2:04**

Score	1st	2nd	TOT
OSU	35	26	61
HOU	19	36	55

OSU led for 36:52. HOU led for 1:03.
 Game was tied for 2:01.
 Times tied: 2 Lead Changes: 6

Points from	OSU	HOU
In the Paint	26	14
Off Turns	12	14
2nd Chance	11	20
Fast Break	4	7
Bench	7	38

Official Box Score
Oklahoma St. vs Houston
First Half Statistics Only
December 15, 2019 at Fertitta Center (Penick Court) - Houston



Oklahoma St. 35

No.	Player	S	Pts	FG	3FG	FT	OR	DR	TR	PF	A	TO	Blk	Stl	Min	+/-
04	DZIAGWA, THOMAS	G	11	4-4	3-3	0-0	0	1	1	2	0	0	0	1	12	15
12	MCGRIFF, CAMERON	F	6	2-5	0-1	2-2	2	3	5	1	2	1	1	0	19	22
14	ANEI, YOR	F	6	2-6	0-0	2-2	1	5	6	1	0	0	1	0	13	15
21	WATERS, III,LINDY	G	6	2-6	0-1	2-3	0	3	3	0	2	1	0	0	15	11
31	MITCHELL, DEE	G	2	1-1	0-0	0-0	0	1	1	2	1	0	0	0	11	13
00	ANDERSON, III,AVERY	G	0	0-1	0-0	0-0	0	1	1	0	2	0	0	0	9	3
01	LAURENT, JONATHAN	G	2	1-1	0-0	0-0	1	0	1	0	0	0	0	0	4	-6
02	HARRIS JR., CHRIS	G	2	1-2	0-1	0-0	0	0	0	1	0	0	0	0	8	1
20	BOONE, KEYLAN	G	0	0-0	0-0	0-0	0	1	1	0	0	0	0	0	5	5
22	BOONE, KALIB	F	0	0-0	0-0	0-0	0	0	0	1	0	1	1	0	2	0
35	ROESSINK, HIDDE	F	0	0-0	0-0	0-0	0	0	0	0	1	0	0	0	3	1
	TEAM						0	2	2	0		1				
TOTALS			35	13-26	3-6	6-7	4	17	21	8	8	4	3	1	100	

Shooting By Period

Period	FG	FG%	3FG	3FG%	FT	FT%
1st Half	13-26	50%	3-6	50%	6-7	86%
Game	21-51	41.2%	4-14	28.6%	15-19	78.9%

Deadball Rebounds: 1,0
 Last FG Half: OSU 2nd-00:35

Houston 19

No.	Player	S	Pts	FG	3FG	FT	OR	DR	TR	PF	A	TO	Blk	Stl	Min	+/-
01	HARRIS JR., CHRIS	C	2	1-3	0-0	0-0	2	2	4	0	0	0	2	0	14	-17
03	JARREAU, DEJON	G	0	0-2	0-1	0-0	0	1	1	2	1	1	0	0	11	-17
11	HINTON, NATE	G	9	3-8	3-6	0-0	3	3	6	0	0	1	0	0	18	-13
24	GRIMES, QUENTIN	G	0	0-3	0-2	0-1	0	1	1	1	0	1	0	0	18	-13
35	WHITE JR, FABIAN	F	2	1-3	0-0	0-0	1	0	1	1	1	1	0	0	11	-13
00	SASSER, MARCUS	G	3	1-3	1-3	0-0	1	1	2	0	1	0	0	0	9	0
02	MILLS, CALEB	G	3	1-5	1-4	0-0	0	0	0	0	0	0	0	0	5	-5
04	GORHAM, JUSTIN	F	0	0-3	0-0	0-0	0	0	0	0	2	0	0	0	5	3
23	ALLEY JR., CEDRICK	F	0	0-0	0-0	0-1	1	0	1	0	1	0	1	1	7	-12
55	GRESHAM, BRISON	F	0	0-0	0-0	0-0	0	0	0	2	0	0	0	0	3	7
	TEAM						0	1	1	0		1				
TOTALS			19	7-30	5-16	0-2	8	9	17	6	6	5	3	1	100	

Shooting By Period

Period	FG	FG%	3FG	3FG%	FT	FT%
1st Half	7-30	23%	5-16	31%	0-2	00%
Game	19-61	31.1%	7-29	24.1%	10-16	62.5%

Deadball Rebounds: 2,0
 Last FG Half: HOU 2nd-00:11

Game Notes:

Officials: Doug Sirmons, Chuck Jones, Randy Heimerman
 Attendance: 7035

Start Time: 03:02 PM ET
 End Time: 05:06 PM ET
 Game Duration: 2:04

Score	1st	2nd	TOT
OSU	35	26	61
HOU	19	36	55

Points from (This Period)	OSU	HOU
In the Paint	12	4
Off Turns	8	3
2nd Chance	2	9
Fast Break	4	0
Bench	4	6

**Official Play-By-Play
Oklahoma St. vs Houston
First Half**

December 15, 2019 at Fertitta Center (Penick Court) - Houston



Period 1

Starters:

Oklahoma St.: 4 DZIAGWA, THOMAS (G); 12 MCGRIFF, CAMERON (F); 14 ANEI, YOR (F); 21 WATERS, III, LINDY (G); 31 MITCHELL, DEE (G);

Houston: 1 HARRIS JR., CHRIS (C); 3 JARREAU, DEJON (G); 11 HINTON, NATE (G); 24 GRIMES, QUENTIN (G); 35 WHITE JR, FABIAN (F);

Time	VISITORS: Oklahoma St.	Score	Margin	HOME: Houston
19:46	TURNOVER (BADPASS) by MCGRIFF, CAMERON			
19:16				MISSED 3PTR by GRIMES, QUENTIN
19:16				REBOUND (OFF) by HARRIS JR., CHRIS
19:16	FOUL (PERSONAL) by DZIAGWA, THOMAS			
19:03				TURNOVER (BADPASS) by WHITE JR, FABIAN
18:34	GOOD! JUMPER by MCGRIFF, CAMERON	0-2	V 2	
18:16		2-2	T	GOOD! LAYUP by HARRIS JR., CHRIS
18:16				ASSIST by JARREAU, DEJON
17:58	GOOD! 3PTR by DZIAGWA, THOMAS	2-5	V 3	
17:58	ASSIST by MCGRIFF, CAMERON			
17:29				MISSED 3PTR by HINTON, NATE
17:25	REBOUND (DEF) by ANEI, YOR			
17:08	MISSED JUMPER by ANEI, YOR			
17:05				REBOUND (DEF) by JARREAU, DEJON
16:52				TURNOVER (LOSTBALL) by GRIMES, QUENTIN
16:52	STEAL by DZIAGWA, THOMAS			
16:52	SUB OUT: DZIAGWA, THOMAS			
16:52	SUB IN: HARRIS JR., CHRIS			
16:32	GOOD! JUMPER by ANEI, YOR [PNT]	2-7	V 5	
16:32	ASSIST by WATERS, III, LINDY			
16:10				TURNOVER (TRAVEL) by HINTON, NATE
16:10	SUB OUT: ANEI, YOR			
16:10	SUB IN: LAURENT, JONATHAN			
15:56				SUB OUT: HARRIS JR., CHRIS
15:56				SUB OUT: JARREAU, DEJON
15:56				SUB IN: SASSER, MARCUS
15:56				SUB IN: GRESHAM, BRISON
15:49	MISSED JUMPER by WATERS, III, LINDY			
15:45	REBOUND (OFF) by LAURENT, JONATHAN			
15:44	GOOD! LAYUP by LAURENT, JONATHAN	2-9	V 7	
15:21		5-9	V 4	GOOD! 3PTR by HINTON, NATE
15:21				ASSIST by WHITE JR, FABIAN
15:01				FOUL (PERSONAL) by GRESHAM, BRISON
15:01				SUB OUT: WHITE JR, FABIAN
15:01				SUB IN: GORHAM, JUSTIN
15:01	SUB OUT: MITCHELL, DEE			
15:01	SUB IN: ANDERSON, III, AVERY			
14:59	MISSED 3PTR by HARRIS JR., CHRIS			
14:57				REBOUND (DEF) by TEAM
14:57	FOUL (PERSONAL) by MCGRIFF, CAMERON			
14:32				MISSED JUMPER by GORHAM, JUSTIN
14:27				REBOUND (OFF) by HINTON, NATE
14:25	SUB OUT: MCGRIFF, CAMERON			
14:25	SUB IN: ANEI, YOR			
14:25		8-9	V 1	GOOD! 3PTR by HINTON, NATE
14:25				ASSIST by SASSER, MARCUS
13:42	TURNOVER (SHOTCLOCK) by TEAM			
13:33	FOUL (PERSONAL) by HARRIS JR., CHRIS			
13:30				MISSED JUMPER by GRIMES, QUENTIN
13:27				REBOUND (OFF) by HINTON, NATE
13:26				MISSED LAYUP by HINTON, NATE
13:23				REBOUND (OFF) by SASSER, MARCUS
13:22				MISSED 3PTR by SASSER, MARCUS
13:22				REBOUND (OFF) by HINTON, NATE
13:22	FOUL (PERSONAL) by ANEI, YOR			
13:18		11-9	H 2	GOOD! 3PTR by HINTON, NATE
13:18				ASSIST by GORHAM, JUSTIN
13:17	TIMEOUT 30SEC			
13:17	SUB OUT: HARRIS JR., CHRIS			
13:17	SUB IN: DZIAGWA, THOMAS			
13:02				FOUL (PERSONAL) by GRESHAM, BRISON
13:02				SUB OUT: GRESHAM, BRISON
13:02				SUB IN: HARRIS JR., CHRIS
13:02	SUB OUT: LAURENT, JONATHAN			
13:02	SUB IN: MCGRIFF, CAMERON			
13:00	GOOD! 3PTR by DZIAGWA, THOMAS	11-12	V 1	
13:00	ASSIST by WATERS, III, LINDY			
12:40				MISSED JUMPER by GORHAM, JUSTIN
12:40	BLOCK by ANEI, YOR			

Time	VISITORS: Oklahoma St.	Score	Margin	HOME: Houston
12:36	REBOUND (DEF) by WATERS, III,LINDY			
12:26	MISSED JUMPER by WATERS, III,LINDY			
12:20	REBOUND (OFF) by MCGRIFF, CAMERON			
12:19	MISSED LAYUP by MCGRIFF, CAMERON			
12:19				BLOCK by HARRIS JR., CHRIS
12:16				REBOUND (DEF) by SASSER, MARCUS
12:07		14-12	H 2	GOOD! 3PTR by SASSER, MARCUS
12:07				ASSIST by GORHAM, JUSTIN
11:33	GOOD! 3PTR by DZIAGWA, THOMAS	14-15	V 1	
11:33	ASSIST by ANDERSON, III,AVERY			
11:11				MISSED JUMPER by GORHAM, JUSTIN
11:07	REBOUND (DEF) by ANDERSON, III,AVERY			
10:59	MISSED LAYUP by ANEI, YOR			
10:57	REBOUND (OFF) by MCGRIFF, CAMERON			
10:38	MISSED LAYUP by ANEI, YOR			
10:35				REBOUND (DEF) by HARRIS JR., CHRIS
10:15				
10:15				SUB OUT: GORHAM, JUSTIN
10:15				SUB OUT: HINTON, NATE
10:15				SUB IN: MILLS, CALEB
10:15				SUB IN: WHITE JR, FABIAN
10:15	SUB OUT: ANDERSON, III,AVERY			
10:15	SUB OUT: ANEI, YOR			
10:15	SUB OUT: WATERS, III,LINDY			
10:15	SUB IN: BOONE, KEYLAN			
10:15	SUB IN: MITCHELL, DEE			
10:15	SUB IN: ROESSINK, HIDDE			
10:08		16-15	H 1	GOOD! JUMPER by WHITE JR, FABIAN [PNT]
09:57	GOOD! JUMPER by MITCHELL, DEE	16-17	V 1	
09:29				MISSED JUMPER by MILLS, CALEB
09:26	REBOUND (DEF) by BOONE, KEYLAN			
09:04	GOOD! LAYUP by DZIAGWA, THOMAS [PNT]	16-19	V 3	
09:04	ASSIST by ROESSINK, HIDDE			
08:44				MISSED 3PTR by MILLS, CALEB
08:40				REBOUND (OFF) by WHITE JR, FABIAN
08:38				MISSED 3PTR by SASSER, MARCUS
08:34	REBOUND (DEF) by MCGRIFF, CAMERON			
08:15	MISSED 3PTR by MCGRIFF, CAMERON			
08:12				REBOUND (DEF) by GRIMES, QUENTIN
08:04				MISSED 3PTR by MILLS, CALEB
07:59	REBOUND (DEF) by DZIAGWA, THOMAS			
07:46				FOUL (PERSONAL) by GRIMES, QUENTIN
07:46				
07:46				SUB OUT: HARRIS JR., CHRIS
07:46				SUB OUT: GRIMES, QUENTIN
07:46				SUB IN: JARREAU, DEJON
07:46				SUB IN: ALLEY JR., CEDRICK
07:46	GOOD! FT by MCGRIFF, CAMERON	16-20	V 4	
07:46				SUB OUT: SASSER, MARCUS
07:46				SUB IN: HINTON, NATE
07:46	GOOD! FT by MCGRIFF, CAMERON	16-21	V 5	
07:35				MISSED JUMPER by WHITE JR, FABIAN
07:31				REBOUND (OFF) by ALLEY JR., CEDRICK
07:29		19-21	V 2	GOOD! 3PTR by MILLS, CALEB
07:29				ASSIST by ALLEY JR., CEDRICK
07:18				FOUL (PERSONAL) by JARREAU, DEJON
07:18	SUB OUT: ROESSINK, HIDDE			
07:18	SUB IN: ANEI, YOR			
06:58	GOOD! JUMPER by ANEI, YOR	19-23	V 4	
06:44				MISSED JUMPER by WHITE JR, FABIAN
06:39	REBOUND (DEF) by ANEI, YOR			
06:32	MISSED LAYUP by MCGRIFF, CAMERON			
06:32				BLOCK by ALLEY JR., CEDRICK
06:27				REBOUND (DEF) by HINTON, NATE
06:10				MISSED 3PTR by MILLS, CALEB
06:06	REBOUND (DEF) by MITCHELL, DEE			
06:04	GOOD! JUMPER by MCGRIFF, CAMERON [FB]	19-25	V 6	
06:04	ASSIST by MITCHELL, DEE			
05:43	FOUL (PERSONAL) by MITCHELL, DEE			
05:43				SUB OUT: MILLS, CALEB
05:43				SUB IN: GRIMES, QUENTIN
05:43	SUB OUT: BOONE, KEYLAN			
05:43	SUB OUT: MITCHELL, DEE			
05:43	SUB IN: ANDERSON, III,AVERY			
05:43	SUB IN: WATERS, III,LINDY			
05:31				MISSED 3PTR by HINTON, NATE
05:27	REBOUND (DEF) by MCGRIFF, CAMERON			
05:23	GOOD! LAYUP by WATERS, III,LINDY [FB]	19-27	V 8	
05:23	ASSIST by MCGRIFF, CAMERON			
05:23				TIMEOUT 30SEC

Time	VISITORS: Oklahoma St.	Score	Margin	HOME: Houston
05:04				TURNOVER (TRAVEL) by JARREAU, DEJON
04:48				FOUL (PERSONAL) by WHITE JR, FABIAN
04:48	GOOD! FT by ANEI, YOR	19-28	V 9	
04:48				SUB OUT: WHITE JR, FABIAN
04:48				SUB IN: HARRIS JR., CHRIS
04:48	GOOD! FT by ANEI, YOR	19-29	V 10	
04:48	SUB OUT: DZIAGWA, THOMAS			
04:48	SUB IN: HARRIS JR., CHRIS			
04:31				MISSED LAYUP by HARRIS JR., CHRIS
04:31	BLOCK by MCGRIFF, CAMERON			
04:29	REBOUND (DEF) by TEAM			
04:11	MISSED JUMPER by ANDERSON, III,AVERY			
04:11				BLOCK by HARRIS JR., CHRIS
04:07	REBOUND (OFF) by ANEI, YOR			
04:06	MISSED JUMPER by ANEI, YOR			
04:03				REBOUND (DEF) by HINTON, NATE
04:00				MISSED 3PTR by HINTON, NATE
03:56	REBOUND (DEF) by ANEI, YOR			
03:53	MISSED 3PTR by WATERS, III,LINDY			
03:47				REBOUND (DEF) by HARRIS JR., CHRIS
03:43				MISSED LAYUP by JARREAU, DEJON
03:40	REBOUND (DEF) by WATERS, III,LINDY			
03:27	GOOD! JUMPER by HARRIS JR., CHRIS	19-31	V 12	
03:27	ASSIST by ANDERSON, III,AVERY			
03:01				
03:01				SUB OUT: JARREAU, DEJON
03:01				SUB IN: SASSER, MARCUS
03:01	SUB OUT: ANEI, YOR			
03:01	SUB IN: BOONE, KALIB			
02:50				TURNOVER (SHOTCLOCK) by TEAM
02:50				SUB OUT: SASSER, MARCUS
02:50				SUB IN: JARREAU, DEJON
02:50	SUB OUT: HARRIS JR., CHRIS			
02:50	SUB IN: DZIAGWA, THOMAS			
02:27	MISSED JUMPER by WATERS, III,LINDY			
02:24				REBOUND (DEF) by HINTON, NATE
02:11				MISSED 3PTR by JARREAU, DEJON
02:08				REBOUND (OFF) by HARRIS JR., CHRIS
02:08	FOUL (PERSONAL) by DZIAGWA, THOMAS			
02:08	SUB OUT: DZIAGWA, THOMAS			
02:08	SUB IN: HARRIS JR., CHRIS			
01:56				MISSED JUMPER by HARRIS JR., CHRIS
01:56	BLOCK by BOONE, KALIB			
01:51	REBOUND (DEF) by MCGRIFF, CAMERON			
01:38	TURNOVER (TRAVEL) by BOONE, KALIB			
01:38	SUB OUT: ANDERSON, III,AVERY			
01:38	SUB IN: MITCHELL, DEE			
01:21	FOUL (PERSONAL) by MITCHELL, DEE			
01:20				MISSED FT by GRIMES, QUENTIN
01:18	REBOUND (DEF) by WATERS, III,LINDY			
01:12	TURNOVER (BADPASS) by WATERS, III,LINDY			
01:12				STEAL by ALLEY JR., CEDRICK
01:12	FOUL (PERSONAL) by BOONE, KALIB			
01:12	SUB OUT: BOONE, KALIB			
01:12	SUB IN: ANEI, YOR			
01:12				MISSED FT by ALLEY JR., CEDRICK
01:11	REBOUND (DEF) by ANEI, YOR			
00:58	GOOD! JUMPER by WATERS, III,LINDY [PNT]	19-33	V 14	
00:45				MISSED 3PTR by GRIMES, QUENTIN
00:40	REBOUND (DEF) by ANEI, YOR			
00:35				FOUL (PERSONAL) by JARREAU, DEJON
00:35	MISSED FT by WATERS, III,LINDY			
00:35	REBOUND (OFF) by TEAM			
00:35	GOOD! FT by WATERS, III,LINDY	19-34	V 15	
00:35				SUB OUT: JARREAU, DEJON
00:35				SUB OUT: ALLEY JR., CEDRICK
00:35				SUB IN: SASSER, MARCUS
00:35				SUB IN: WHITE JR, FABIAN
00:35	SUB OUT: ANEI, YOR			
00:35	SUB IN: LAURENT, JONATHAN			
00:35	GOOD! FT by WATERS, III,LINDY	19-35	V 16	
00:09				MISSED JUMPER by HINTON, NATE
00:05	REBOUND (DEF) by TEAM			

Oklahoma St. 35, Houston 19

Points from (This Period)	OSU	HOU
In the Paint	12	4
Off Turns	8	3
2nd Chance	2	9
Fast Break	4	0
Bench	4	6

Official Box Score
Oklahoma St. vs Houston
Second Half Statistics Only
December 15, 2019 at Fertitta Center (Penick Court) - Houston



Oklahoma St. 26

No.	Player	S	Pts	FG	3FG	FT	OR	DR	TR	PF	A	TO	Blk	Stl	Min	+/-
04	DZIAGWA, THOMAS	G	0	0-3	0-0	0-0	1	1	2	1	2	0	0	0	18	-12
12	MCGRIFF, CAMERON	F	6	2-6	0-2	2-2	1	4	5	2	0	3	0	0	19	-7
14	ANEI, YOR	F	12	3-4	0-0	6-7	1	1	2	3	1	1	0	0	15	3
21	WATERS, III,LINDY	G	5	2-4	1-2	0-1	1	1	2	2	1	1	0	1	18	-5
31	MITCHELL, DEE	G	0	0-1	0-1	0-0	0	0	0	0	0	0	0	0	5	-2
00	ANDERSON, III,AVERY	G	0	0-1	0-0	0-0	0	0	0	1	0	1	0	0	4	-3
01	LAURENT, JONATHAN	G	0	0-0	0-0	0-0	0	0	0	0	0	0	0	0	1	-3
02	HARRIS JR., CHRIS	G	3	1-4	0-2	1-2	0	3	3	0	0	0	0	1	15	-8
20	BOONE, KEYLAN	G	0	0-0	0-0	0-0	0	0	0	0	0	0	0	0	0	0
22	BOONE, KALIB	F	0	0-0	0-0	0-0	0	0	0	0	0	0	0	0	0	0
35	ROESSINK, HIDDE	F	0	0-2	0-1	0-0	1	0	1	1	0	0	0	0	5	-13
TEAM							1	2	3	1		0				
TOTALS			26	8-25	1-8	9-12	6	12	18	11	4	6	0	2	100	

Shooting By Period

Period	FG	FG%	3FG	3FG%	FT	FT%
2nd Half	8-25	32%	1-8	13%	9-12	75%
Game	21-51	41.2%	4-14	28.6%	15-19	78.9%

Deadball Rebounds: 1,0
Last FG Half: OSU -

Houston 36

No.	Player	S	Pts	FG	3FG	FT	OR	DR	TR	PF	A	TO	Blk	Stl	Min	+/-
01	HARRIS JR., CHRIS	C	0	0-0	0-0	0-0	1	0	1	0	0	0	0	1	5	6
03	JARREAU, DEJON	G	0	0-2	0-0	0-0	0	1	1	0	1	3	0	0	7	7
11	HINTON, NATE	G	2	0-4	0-3	2-2	0	3	3	1	1	0	0	0	11	3
24	GRIMES, QUENTIN	G	0	0-4	0-3	0-0	0	2	2	1	0	0	0	1	15	7
35	WHITE JR, FABIAN	F	2	1-1	0-0	0-0	1	4	5	2	1	0	0	1	10	9
00	SASSER, MARCUS	G	6	2-5	1-3	1-1	0	0	0	0	0	1	0	0	7	-1
02	MILLS, CALEB	G	20	7-13	1-4	5-6	2	0	2	3	0	1	1	0	19	12
04	GORHAM, JUSTIN	F	0	0-0	0-0	0-0	0	0	0	0	0	0	0	0	1	0
23	ALLEY JR., CEDRICK	F	2	1-1	0-0	0-0	1	1	2	0	0	0	0	0	12	1
55	GRESHAM, BRISON	F	4	1-1	0-0	2-5	3	3	6	3	0	0	1	0	11	6
TEAM							1	0	1	0		0				
TOTALS			36	12-31	2-13	10-14	9	14	23	10	3	5	2	3	100	

Shooting By Period

Period	FG	FG%	3FG	3FG%	FT	FT%
2nd Half	12-31	39%	2-13	15%	10-14	71%
Game	19-61	31.1%	7-29	24.1%	10-16	62.5%

Deadball Rebounds: 2,0
Last FG Half: HOU -

Game Notes:

Officials: **Doug Sirmons,Chuck Jones,Randy Heimerman**
Attendance: **7035**

Start Time: **03:02 PM ET**
End Time: **05:06 PM ET**
Game Duration: **2:04**

Score	1st	2nd	TOT
OSU	35	26	61
HOU	19	36	55

Points from (This Period)	OSU	HOU
In the Paint	14	10
Off Turns	4	11
2nd Chance	9	11
Fast Break	0	7
Bench	3	32

Official Play-By-Play
Oklahoma St. vs Houston
Second Half
December 15, 2019 at Fertitta Center (Penick Court) - Houston



Period 2

Starters:

Oklahoma St.: 4 DZIAGWA, THOMAS (G); 12 MCGRIFF, CAMERON (F); 14 ANEI, YOR (F); 21 WATERS, III, LINDY (G); 31 MITCHELL, DEE (G);
Houston: 1 HARRIS JR., CHRIS (C); 3 JARREAU, DEJON (G); 11 HINTON, NATE (G); 24 GRIMES, QUENTIN (G); 35 WHITE JR, FABIAN (F);

Time	VISITORS: Oklahoma St.	Score	Margin	HOME: Houston
20:00				SUB OUT: SASSER, MARCUS
20:00				SUB IN: JARREAU, DEJON
20:00	SUB OUT: LAURENT, JONATHAN			
20:00	SUB OUT: HARRIS JR., CHRIS			
20:00	SUB IN: DZIAGWA, THOMAS			
20:00	SUB IN: ANEI, YOR			
19:49	GOOD! LAYUP by WATERS, III, LINDY	19-37	V 18	
19:49	ASSIST by DZIAGWA, THOMAS			
19:22				MISSED JUMPER by HINTON, NATE
19:17	REBOUND (DEF) by TEAM			
19:17				SUB OUT: HINTON, NATE
19:17				SUB IN: MILLS, CALEB
18:54	MISSED JUMPER by MCGRIFF, CAMERON			
18:51				REBOUND (DEF) by WHITE JR, FABIAN
18:33		21-37	V 16	GOOD! JUMPER by MILLS, CALEB [PNT]
18:19	MISSED 3PTR by MITCHELL, DEE			
18:14				REBOUND (DEF) by WHITE JR, FABIAN
18:07		23-37	V 14	GOOD! JUMPER by MILLS, CALEB
17:35	MISSED JUMPER by WATERS, III, LINDY			
17:32	REBOUND (OFF) by ANEI, YOR			
17:30	GOOD! LAYUP by ANEI, YOR	23-39	V 16	
17:16		25-39	V 14	GOOD! JUMPER by MILLS, CALEB
17:00	TURNOVER (BADPASS) by MCGRIFF, CAMERON			
17:00				STEAL by HARRIS JR., CHRIS
16:55				MISSED 3PTR by GRIMES, QUENTIN
16:51	REBOUND (DEF) by DZIAGWA, THOMAS			
16:27	TURNOVER (LOSTBALL) by ANEI, YOR			
16:27				STEAL by WHITE JR, FABIAN
16:24	FOUL (BENCHTECHNICAL) by TEAM			
16:24		26-39	V 13	GOOD! FT by MILLS, CALEB [FB]
16:24				SUB OUT: HARRIS JR., CHRIS
16:24				SUB IN: GRESHAM, BRISON
16:24		27-39	V 12	GOOD! FT by MILLS, CALEB [FB]
16:23				TURNOVER (BADPASS) by JARREAU, DEJON
16:08				FOUL (PERSONAL) by MILLS, CALEB
15:57	MISSED 3PTR by MCGRIFF, CAMERON			
15:53				REBOUND (DEF) by JARREAU, DEJON
15:47	FOUL (PERSONAL) by ANEI, YOR			
15:47				MISSED FT by GRESHAM, BRISON
15:47				REBOUND (OFF) by TEAM
15:46				MISSED FT by GRESHAM, BRISON
15:44	REBOUND (DEF) by WATERS, III, LINDY			
15:24				FOUL (PERSONAL) by GRESHAM, BRISON
15:24	GOOD! FT by ANEI, YOR	27-40	V 13	
15:24	GOOD! FT by ANEI, YOR	27-41	V 14	
15:24	SUB OUT: MITCHELL, DEE			
15:24	SUB IN: HARRIS JR., CHRIS			
15:14				MISSED LAYUP by JARREAU, DEJON
15:10				REBOUND (OFF) by MILLS, CALEB
15:05	FOUL (PERSONAL) by WATERS, III, LINDY			
14:58		29-41	V 12	GOOD! JUMPER by WHITE JR, FABIAN [PNT]
14:38	MISSED 3PTR by WATERS, III, LINDY			
14:34				REBOUND (DEF) by GRESHAM, BRISON
14:24				MISSED JUMPER by JARREAU, DEJON
14:23				REBOUND (OFF) by TEAM
14:23	SUB OUT: ANEI, YOR			
14:23	SUB IN: ROESSINK, HIDDE			
14:21		32-41	V 9	GOOD! 3PTR by MILLS, CALEB
14:21				ASSIST by JARREAU, DEJON
14:05				FOUL (PERSONAL) by WHITE JR, FABIAN
14:05				SUB OUT: WHITE JR, FABIAN
14:05				SUB IN: GORHAM, JUSTIN
14:00	MISSED 3PTR by MCGRIFF, CAMERON			
14:00	REBOUND (OFF) by TEAM			
14:00				FOUL (PERSONAL) by MILLS, CALEB
13:57	MISSED JUMPER by DZIAGWA, THOMAS			
13:53				REBOUND (DEF) by GRESHAM, BRISON
13:50				TURNOVER (LOSTBALL) by JARREAU, DEJON
13:50	STEAL by WATERS, III, LINDY			

Time	VISITORS: Oklahoma St.	Score	Margin	HOME: Houston
13:27	TURNOVER (LOSTBALL) by WATERS, III,LINDY			
13:27				STEAL by GRIMES, QUENTIN
13:10		34-41	V 7	GOOD! JUMPER by MILLS, CALEB
12:46	MISSED JUMPER by ROESSINK, HIDDE			
12:42	REBOUND (OFF) by MCGRIFF, CAMERON			
12:42	GOOD! DUNK by MCGRIFF, CAMERON	34-43	V 9	
12:42				TURNOVER (OTHER) by JARREAU, DEJON
12:42				SUB OUT: JARREAU, DEJON
12:42				SUB OUT: GORHAM, JUSTIN
12:42				SUB IN: SASSER, MARCUS
12:42				SUB IN: ALLEY JR., CEDRICK
12:42	SUB OUT: DZIAGWA, THOMAS			
12:42	SUB OUT: ROESSINK, HIDDE			
12:42	SUB IN: ANDERSON, III,AVERY			
12:42	SUB IN: ANEI, YOR			
12:28				FOUL (PERSONAL) by MILLS, CALEB
12:28	GOOD! FT by MCGRIFF, CAMERON	34-44	V 10	
12:28	GOOD! FT by MCGRIFF, CAMERON	34-45	V 11	
12:01				MISSED JUMPER by MILLS, CALEB
11:57	REBOUND (DEF) by MCGRIFF, CAMERON			
11:43	MISSED JUMPER by ANDERSON, III,AVERY			
11:40				REBOUND (DEF) by ALLEY JR., CEDRICK
11:28				MISSED 3PTR by SASSER, MARCUS
11:24				REBOUND (OFF) by GRESHAM, BRISON
11:06				MISSED 3PTR by SASSER, MARCUS
11:02	REBOUND (DEF) by HARRIS JR., CHRIS			
10:42	MISSED LAYUP by ANEI, YOR			
10:42				BLOCK by GRESHAM, BRISON
10:38				REBOUND (DEF) by GRESHAM, BRISON
10:35	FOUL (PERSONAL) by ANDERSON, III,AVERY			
10:35				
10:35				SUB OUT: GRIMES, QUENTIN
10:35				SUB OUT: GRESHAM, BRISON
10:35				SUB IN: HARRIS JR., CHRIS
10:35				SUB IN: HINTON, NATE
10:35	SUB OUT: MCGRIFF, CAMERON			
10:35	SUB OUT: WATERS, III,LINDY			
10:35	SUB IN: LAURENT, JONATHAN			
10:35	SUB IN: DZIAGWA, THOMAS			
10:31				MISSED JUMPER by MILLS, CALEB
10:29				REBOUND (OFF) by HARRIS JR., CHRIS
10:29	FOUL (PERSONAL) by ANEI, YOR			
10:29	SUB OUT: ANEI, YOR			
10:29	SUB IN: ROESSINK, HIDDE			
10:23				MISSED JUMPER by MILLS, CALEB
10:20	REBOUND (DEF) by HARRIS JR., CHRIS			
09:53	MISSED 3PTR by HARRIS JR., CHRIS			
09:49	REBOUND (OFF) by ROESSINK, HIDDE			
09:35	MISSED JUMPER by DZIAGWA, THOMAS			
09:32				REBOUND (DEF) by HINTON, NATE
09:27		37-45	V 8	GOOD! 3PTR by SASSER, MARCUS [FB]
09:27				ASSIST by HINTON, NATE
09:18	TIMEOUT 30SEC			
09:18				SUB OUT: HARRIS JR., CHRIS
09:18				SUB IN: WHITE JR, FABIAN
09:18	SUB OUT: LAURENT, JONATHAN			
09:18	SUB IN: MCGRIFF, CAMERON			
09:12	TURNOVER (BADPASS) by ANDERSON, III,AVERY			
09:05		39-45	V 6	GOOD! LAYUP by SASSER, MARCUS [PNT]
09:05	FOUL (PERSONAL) by ROESSINK, HIDDE			
09:05	SUB OUT: ANDERSON, III,AVERY			
09:05	SUB IN: WATERS, III,LINDY			
09:05		40-45	V 5	GOOD! FT by SASSER, MARCUS
09:05	SUB OUT: ROESSINK, HIDDE			
09:05	SUB IN: ANEI, YOR			
08:50				FOUL (PERSONAL) by WHITE JR, FABIAN
08:50	GOOD! FT by HARRIS JR., CHRIS	40-46	V 6	
08:49	MISSED FT by HARRIS JR., CHRIS			
08:48				REBOUND (DEF) by WHITE JR, FABIAN
08:30				MISSED JUMPER by SASSER, MARCUS
08:26	REBOUND (DEF) by MCGRIFF, CAMERON			
08:17	GOOD! LAYUP by HARRIS JR., CHRIS	40-48	V 8	
08:17	ASSIST by ANEI, YOR			
08:01				MISSED 3PTR by MILLS, CALEB
07:57	REBOUND (DEF) by HARRIS JR., CHRIS			
07:41				FOUL (PERSONAL) by HINTON, NATE
07:41				
07:41	MISSED FT by WATERS, III,LINDY			
07:39				REBOUND (DEF) by WHITE JR, FABIAN
07:17				TURNOVER (BADPASS) by SASSER, MARCUS

Time	VISITORS: Oklahoma St.	Score	Margin	HOME: Houston
07:17	STEAL by HARRIS JR., CHRIS			
07:12	MISSED LAYUP by HARRIS JR., CHRIS			
07:08	REBOUND (OFF) by WATERS, III,LINDY			
06:51	GOOD! JUMPER by ANEI, YOR	40-50	V 10	
06:30				MISSED 3PTR by HINTON, NATE
06:24				REBOUND (OFF) by ALLEY JR., CEDRICK
06:24		42-50	V 8	GOOD! LAYUP by ALLEY JR., CEDRICK
06:08	TURNOVER (BADPASS) by MCGRIFF, CAMERON			
06:08				SUB OUT: SASSER, MARCUS
06:08				SUB OUT: ALLEY JR., CEDRICK
06:08				SUB IN: GRIMES, QUENTIN
06:08				SUB IN: GRESHAM, BRISON
05:55		44-50	V 6	GOOD! DUNK by GRESHAM, BRISON
05:55				ASSIST by WHITE JR, FABIAN
05:52	FOUL (PERSONAL) by ANEI, YOR			
05:52	SUB OUT: ANEI, YOR			
05:52	SUB IN: ROESSINK, HIDDE			
05:51				MISSED FT by GRESHAM, BRISON
05:51				REBOUND (OFF) by WHITE JR, FABIAN
05:43				MISSED 3PTR by HINTON, NATE
05:40				REBOUND (OFF) by GRESHAM, BRISON
05:39				MISSED 3PTR by GRIMES, QUENTIN
05:37	REBOUND (DEF) by MCGRIFF, CAMERON			
05:37	TURNOVER (TRAVEL) by MCGRIFF, CAMERON			
05:34				MISSED 3PTR by MILLS, CALEB
05:31				REBOUND (OFF) by GRESHAM, BRISON
05:32	FOUL (PERSONAL) by MCGRIFF, CAMERON			
05:32				SUB OUT: WHITE JR, FABIAN
05:32				SUB IN: ALLEY JR., CEDRICK
05:32		45-50	V 5	GOOD! FT by GRESHAM, BRISON [FB]
05:32		46-50	V 4	GOOD! FT by GRESHAM, BRISON [FB]
05:10	MISSED JUMPER by MCGRIFF, CAMERON			
05:06				REBOUND (DEF) by GRIMES, QUENTIN
04:43				MISSED LAYUP by GRIMES, QUENTIN
04:42	REBOUND (DEF) by TEAM			
04:22	MISSED 3PTR by ROESSINK, HIDDE			
04:18				REBOUND (DEF) by HINTON, NATE
04:11	FOUL (PERSONAL) by DZIAGWA, THOMAS			
04:11		47-50	V 3	GOOD! FT by HINTON, NATE
04:11		48-50	V 2	GOOD! FT by HINTON, NATE
03:54	MISSED 3PTR by HARRIS JR., CHRIS			
03:50				REBOUND (DEF) by GRIMES, QUENTIN
03:40	FOUL (PERSONAL) by WATERS, III,LINDY			
03:40				
03:40	SUB OUT: ROESSINK, HIDDE			
03:40	SUB IN: ANEI, YOR			
03:40		49-50	V 1	GOOD! FT by MILLS, CALEB
03:40		50-50	T	GOOD! FT by MILLS, CALEB
03:23				FOUL (PERSONAL) by GRESHAM, BRISON
03:23	GOOD! FT by ANEI, YOR	50-51	V 1	
03:23	GOOD! FT by ANEI, YOR	50-52	V 2	
03:23				SUB OUT: GRESHAM, BRISON
03:23				SUB IN: WHITE JR, FABIAN
02:57	FOUL (PERSONAL) by MCGRIFF, CAMERON			
02:57				MISSED FT by MILLS, CALEB
02:57				REBOUND (OFF) by TEAM
02:57				SUB OUT: WHITE JR, FABIAN
02:57				SUB IN: GRESHAM, BRISON
02:57		51-52	V 1	GOOD! FT by MILLS, CALEB
02:39	MISSED JUMPER by DZIAGWA, THOMAS			
02:39				BLOCK by MILLS, CALEB
02:34	REBOUND (OFF) by DZIAGWA, THOMAS			
02:28	GOOD! 3PTR by WATERS, III,LINDY	51-55	V 4	
01:54		53-55	V 2	GOOD! JUMPER by MILLS, CALEB
01:23	GOOD! LAYUP by MCGRIFF, CAMERON [PNT]	53-57	V 4	
01:23	ASSIST by WATERS, III,LINDY			
01:22	TIMEOUT 30SEC			
01:01				MISSED 3PTR by GRIMES, QUENTIN
00:56	REBOUND (DEF) by MCGRIFF, CAMERON			
00:35	GOOD! LAYUP by ANEI, YOR	53-59	V 6	
00:35	ASSIST by DZIAGWA, THOMAS			
00:29				MISSED 3PTR by MILLS, CALEB
00:27	REBOUND (DEF) by ANEI, YOR			
00:26				FOUL (PERSONAL) by GRIMES, QUENTIN
00:26	MISSED FT by ANEI, YOR			
00:25				REBOUND (DEF) by HINTON, NATE
00:19				MISSED 3PTR by HINTON, NATE
00:14				REBOUND (OFF) by MILLS, CALEB
00:11		55-59	V 4	GOOD! JUMPER by MILLS, CALEB
00:11				TIMEOUT TEAM

Time	VISITORS: Oklahoma St.	Score	Margin	HOME: Houston
00:10				SUB OUT: GRESHAM, BRISON
00:10				SUB IN: SASSER, MARCUS
00:10				FOUL (PERSONAL) by GRESHAM, BRISON
00:10	GOOD! FT by ANEI, YOR	55-60	V 5	
00:10	GOOD! FT by ANEI, YOR	55-61	V 6	
00:04				TURNOVER (BADPASS) by MILLS, CALEB

Oklahoma St. 61, Houston 55

Points from (This Period)	OSU	HOU
In the Paint	14	10
Off Turns	4	11
2nd Chance	9	11
Fast Break	0	7
Bench	3	32

Official Scoring/Possession Reference Chart
Oklahoma St. vs Houston
Period 1
December 15, 2019 at Fertitta Center (Penick Court) - Houston



Period 1

Starters:

Oklahoma St.: 4 DZIAGWA, THOMAS (G); 12 MCGRIFF, CAMERON (F); 14 ANEI, YOR (F); 21 WATERS, III, LINDY (G); 31 MITCHELL, DEE (G);
Houston: 1 HARRIS JR., CHRIS (C); 3 JARREAU, DEJON (G); 11 HINTON, NATE (G); 24 GRIMES, QUENTIN (G); 35 WHITE JR, FABIAN (F);

Time	VISITORS: Oklahoma St.	Score	Margin	HOME: Houston
18:34	GOOD! JUMPER by MCGRIFF, CAMERON	0-2	V 2	
18:16		2-2	T	GOOD! LAYUP by HARRIS JR., CHRIS
17:58	GOOD! 3PTR by DZIAGWA, THOMAS	2-5	V 3	
16:32	GOOD! JUMPER by ANEI, YOR [PNT]	2-7	V 5	
15:44	GOOD! LAYUP by LAURENT, JONATHAN	2-9	V 7	
15:21		5-9	V 4	GOOD! 3PTR by HINTON, NATE
14:25		8-9	V 1	GOOD! 3PTR by HINTON, NATE
13:18		11-9	H 2	GOOD! 3PTR by HINTON, NATE
13:00	GOOD! 3PTR by DZIAGWA, THOMAS	11-12	V 1	
12:07		14-12	H 2	GOOD! 3PTR by SASSER, MARCUS
11:33	GOOD! 3PTR by DZIAGWA, THOMAS	14-15	V 1	
10:08		16-15	H 1	GOOD! JUMPER by WHITE JR, FABIAN [PNT]
09:57	GOOD! JUMPER by MITCHELL, DEE	16-17	V 1	
09:04	GOOD! LAYUP by DZIAGWA, THOMAS [PNT]	16-19	V 3	
07:46	GOOD! FT by MCGRIFF, CAMERON	16-20	V 4	
07:46	GOOD! FT by MCGRIFF, CAMERON	16-21	V 5	
07:29		19-21	V 2	GOOD! 3PTR by MILLS, CALEB
06:58	GOOD! JUMPER by ANEI, YOR	19-23	V 4	
06:04	GOOD! JUMPER by MCGRIFF, CAMERON [FB]	19-25	V 6	
05:23	GOOD! LAYUP by WATERS, III, LINDY [FB]	19-27	V 8	
04:48	GOOD! FT by ANEI, YOR	19-28	V 9	
04:48	GOOD! FT by ANEI, YOR	19-29	V 10	
03:27	GOOD! JUMPER by HARRIS JR., CHRIS	19-31	V 12	
00:58	GOOD! JUMPER by WATERS, III, LINDY [PNT]	19-33	V 14	
00:35	GOOD! FT by WATERS, III, LINDY	19-34	V 15	
00:35	GOOD! FT by WATERS, III, LINDY	19-35	V 16	

Oklahoma St. 35, Houston 19

Official Scoring/Possession Reference Chart
Oklahoma St. vs Houston
Period 2
December 15, 2019 at Fertitta Center (Penick Court) - Houston



Period 2

Starters:

Oklahoma St.: 4 DZIAGWA, THOMAS (G); 12 MCGRIFF, CAMERON (F); 14 ANEI, YOR (F); 21 WATERS, III, LINDY (G); 31 MITCHELL, DEE (G);

Houston: 1 HARRIS JR., CHRIS (C); 3 JARREAU, DEJON (G); 11 HINTON, NATE (G); 24 GRIMES, QUENTIN (G); 35 WHITE JR, FABIAN (F);

Time	VISITORS: Oklahoma St.	Score	Margin	HOME: Houston
19:49	GOOD! LAYUP by WATERS, III, LINDY	19-37	V 18	
18:33		21-37	V 16	GOOD! JUMPER by MILLS, CALEB [PNT]
18:07		23-37	V 14	GOOD! JUMPER by MILLS, CALEB
17:30	GOOD! LAYUP by ANEI, YOR	23-39	V 16	
17:16		25-39	V 14	GOOD! JUMPER by MILLS, CALEB
16:24		26-39	V 13	GOOD! FT by MILLS, CALEB [FB]
16:24		27-39	V 12	GOOD! FT by MILLS, CALEB [FB]
15:24	GOOD! FT by ANEI, YOR	27-40	V 13	
15:24	GOOD! FT by ANEI, YOR	27-41	V 14	
14:58		29-41	V 12	GOOD! JUMPER by WHITE JR, FABIAN [PNT]
14:21		32-41	V 9	GOOD! 3PTR by MILLS, CALEB
13:10		34-41	V 7	GOOD! JUMPER by MILLS, CALEB
12:42	GOOD! DUNK by MCGRIFF, CAMERON	34-43	V 9	
12:28	GOOD! FT by MCGRIFF, CAMERON	34-44	V 10	
12:28	GOOD! FT by MCGRIFF, CAMERON	34-45	V 11	
09:27		37-45	V 8	GOOD! 3PTR by SASSER, MARCUS [FB]
09:05		39-45	V 6	GOOD! LAYUP by SASSER, MARCUS [PNT]
09:05		40-45	V 5	GOOD! FT by SASSER, MARCUS
08:50	GOOD! FT by HARRIS JR., CHRIS	40-46	V 6	
08:17	GOOD! LAYUP by HARRIS JR., CHRIS	40-48	V 8	
06:51	GOOD! JUMPER by ANEI, YOR	40-50	V 10	
06:24		42-50	V 8	GOOD! LAYUP by ALLEY JR., CEDRICK
05:55		44-50	V 6	GOOD! DUNK by GRESHAM, BRISON
05:32		45-50	V 5	GOOD! FT by GRESHAM, BRISON [FB]
05:32		46-50	V 4	GOOD! FT by GRESHAM, BRISON [FB]
04:11		47-50	V 3	GOOD! FT by HINTON, NATE
04:11		48-50	V 2	GOOD! FT by HINTON, NATE
03:40		49-50	V 1	GOOD! FT by MILLS, CALEB
03:40		50-50	T	GOOD! FT by MILLS, CALEB
03:23	GOOD! FT by ANEI, YOR	50-51	V 1	
03:23	GOOD! FT by ANEI, YOR	50-52	V 2	
02:57		51-52	V 1	GOOD! FT by MILLS, CALEB
02:28	GOOD! 3PTR by WATERS, III, LINDY	51-55	V 4	
01:54		53-55	V 2	GOOD! JUMPER by MILLS, CALEB
01:23	GOOD! LAYUP by MCGRIFF, CAMERON [PNT]	53-57	V 4	
00:35	GOOD! LAYUP by ANEI, YOR	53-59	V 6	
00:11		55-59	V 4	GOOD! JUMPER by MILLS, CALEB
00:10	GOOD! FT by ANEI, YOR	55-60	V 5	
00:10	GOOD! FT by ANEI, YOR	55-61	V 6	

Oklahoma St. 61, Houston 55

Official Substitutions Log
Oklahoma St. vs Houston
Period 1
December 15, 2019 at Fertitta Center (Penick Court) - Houston



VISITORS: Oklahoma St.	Time	Score	HOME: Houston
4 DZIAGWA, THOMAS			1 HARRIS JR., CHRIS
12 MCGRIFF, CAMERON			3 JARREAU, DEJON
14 ANEI, YOR			11 HINTON, NATE
21 WATERS, III, LINDY			24 GRIMES, QUENTIN
31 MITCHELL, DEE			35 WHITE JR, FABIAN
SUB OUT: 4 DZIAGWA, THOMAS	16:52	5-2	
SUB IN: 2 HARRIS JR., CHRIS	16:52		
SUB OUT: 14 ANEI, YOR	16:10	7-2	
SUB IN: 1 LAURENT, JONATHAN	16:10		
	15:56	7-2	SUB OUT: HARRIS JR., CHRIS
	15:56		SUB OUT: JARREAU, DEJON
	15:56		SUB IN: SASSER, MARCUS
	15:56		SUB IN: GRESHAM, BRISON
	15:01	9-5	SUB OUT: WHITE JR, FABIAN
	15:01		SUB IN: GORHAM, JUSTIN
SUB OUT: 31 MITCHELL, DEE	15:01		
SUB IN: 00 ANDERSON, III, AVERY	15:01		
SUB OUT: 12 MCGRIFF, CAMERON	14:25	9-5	
SUB IN: 14 ANEI, YOR	14:25		
SUB OUT: 2 HARRIS JR., CHRIS	13:17	9-11	
SUB IN: 4 DZIAGWA, THOMAS	13:17		
	13:02	9-11	SUB OUT: GRESHAM, BRISON
	13:02		SUB IN: HARRIS JR., CHRIS
SUB OUT: 1 LAURENT, JONATHAN	13:02		
SUB IN: 12 MCGRIFF, CAMERON	13:02		
	10:15	15-14	SUB OUT: GORHAM, JUSTIN
	10:15		SUB OUT: HINTON, NATE
	10:15		SUB IN: MILLS, CALEB
	10:15		SUB IN: WHITE JR, FABIAN
SUB OUT: 00 ANDERSON, III, AVERY	10:15		
SUB OUT: 14 ANEI, YOR	10:15		
SUB OUT: 21 WATERS, III, LINDY	10:15		
SUB IN: 20 BOONE, KEYLAN	10:15		
SUB IN: 31 MITCHELL, DEE	10:15		
SUB IN: 35 ROESSINK, HIDDE	10:15		
	07:46	19-16	SUB OUT: HARRIS JR., CHRIS
	07:46		SUB OUT: GRIMES, QUENTIN
	07:46		SUB IN: JARREAU, DEJON
	07:46		SUB IN: ALLEY JR., CEDRICK
	07:46		SUB OUT: SASSER, MARCUS
	07:46		SUB IN: HINTON, NATE
SUB OUT: 35 ROESSINK, HIDDE	07:18	21-19	
SUB IN: 14 ANEI, YOR	07:18		
	05:43	25-19	SUB OUT: MILLS, CALEB
	05:43		SUB IN: GRIMES, QUENTIN
SUB OUT: 20 BOONE, KEYLAN	05:43		
SUB OUT: 31 MITCHELL, DEE	05:43		
SUB IN: 00 ANDERSON, III, AVERY	05:43		
SUB IN: 21 WATERS, III, LINDY	05:43		
	04:48	28-19	SUB OUT: WHITE JR, FABIAN
	04:48		SUB IN: HARRIS JR., CHRIS
SUB OUT: 4 DZIAGWA, THOMAS	04:48		
SUB IN: 2 HARRIS JR., CHRIS	04:48		
	03:01	31-19	SUB OUT: JARREAU, DEJON
	03:01		SUB IN: SASSER, MARCUS
SUB OUT: 14 ANEI, YOR	03:01		
SUB IN: 22 BOONE, KALIB	03:01		
	02:50	31-19	SUB OUT: SASSER, MARCUS
	02:50		SUB IN: JARREAU, DEJON
SUB OUT: 2 HARRIS JR., CHRIS	02:50		
SUB IN: 4 DZIAGWA, THOMAS	02:50		
SUB OUT: 4 DZIAGWA, THOMAS	02:08	31-19	
SUB IN: 2 HARRIS JR., CHRIS	02:08		
SUB OUT: 00 ANDERSON, III, AVERY	01:38	31-19	
SUB IN: 31 MITCHELL, DEE	01:38		
SUB OUT: 22 BOONE, KALIB	01:12	31-19	
SUB IN: 14 ANEI, YOR	01:12		
	00:35	34-19	SUB OUT: JARREAU, DEJON
	00:35		SUB OUT: ALLEY JR., CEDRICK
	00:35		SUB IN: SASSER, MARCUS
	00:35		SUB IN: WHITE JR, FABIAN
SUB OUT: 14 ANEI, YOR	00:35		
SUB IN: 1 LAURENT, JONATHAN	00:35		

Official Substitutions Log
Oklahoma St. vs Houston
Period 2
December 15, 2019 at Fertitta Center (Penick Court) - Houston



VISITORS: Oklahoma St.	Time	Score	HOME: Houston
4 DZIAGWA, THOMAS			1 HARRIS JR., CHRIS
12 MCGRIFF, CAMERON			3 JARREAU, DEJON
14 ANEI, YOR			11 HINTON, NATE
21 WATERS, III, LINDY			24 GRIMES, QUENTIN
31 MITCHELL, DEE			35 WHITE JR, FABIAN
	20:00	-	SUB OUT: SASSER, MARCUS
	20:00		SUB IN: JARREAU, DEJON
SUB OUT: 1 LAURENT, JONATHAN	20:00		
SUB OUT: 2 HARRIS JR., CHRIS	20:00		
SUB IN: 4 DZIAGWA, THOMAS	20:00		
SUB IN: 14 ANEI, YOR	20:00		
	19:17	37-19	SUB OUT: HINTON, NATE
	19:17		SUB IN: MILLS, CALEB
	16:24	39-26	SUB OUT: HARRIS JR., CHRIS
	16:24		SUB IN: GRESHAM, BRISON
SUB OUT: 31 MITCHELL, DEE	15:24	41-27	
SUB IN: 2 HARRIS JR., CHRIS	15:24		
SUB OUT: 14 ANEI, YOR	14:23	41-29	
SUB IN: 35 ROESSINK, HIDDE	14:23		
	14:05	41-32	SUB OUT: WHITE JR, FABIAN
	14:05		SUB IN: GORHAM, JUSTIN
	12:42	43-34	SUB OUT: JARREAU, DEJON
	12:42		SUB OUT: GORHAM, JUSTIN
	12:42		SUB IN: SASSER, MARCUS
	12:42		SUB IN: ALLEY JR., CEDRICK
SUB OUT: 4 DZIAGWA, THOMAS	12:42		
SUB OUT: 35 ROESSINK, HIDDE	12:42		
SUB IN: 00 ANDERSON, III, AVERY	12:42		
SUB IN: 14 ANEI, YOR	12:42		
	10:35	45-34	SUB OUT: GRIMES, QUENTIN
	10:35		SUB OUT: GRESHAM, BRISON
	10:35		SUB IN: HARRIS JR., CHRIS
	10:35		SUB IN: HINTON, NATE
SUB OUT: 12 MCGRIFF, CAMERON	10:35		
SUB OUT: 21 WATERS, III, LINDY	10:35		
SUB IN: 1 LAURENT, JONATHAN	10:35		
SUB IN: 4 DZIAGWA, THOMAS	10:35		
SUB OUT: 14 ANEI, YOR	10:29	45-34	
SUB IN: 35 ROESSINK, HIDDE	10:29		
	09:18	45-37	SUB OUT: HARRIS JR., CHRIS
	09:18		SUB IN: WHITE JR, FABIAN
SUB OUT: 1 LAURENT, JONATHAN	09:18		
SUB IN: 12 MCGRIFF, CAMERON	09:18		
SUB OUT: 00 ANDERSON, III, AVERY	09:05	45-39	
SUB IN: 21 WATERS, III, LINDY	09:05		
SUB OUT: 35 ROESSINK, HIDDE	09:05		
SUB IN: 14 ANEI, YOR	09:05		
	06:08	50-42	SUB OUT: SASSER, MARCUS
	06:08		SUB OUT: ALLEY JR., CEDRICK
	06:08		SUB IN: GRIMES, QUENTIN
	06:08		SUB IN: GRESHAM, BRISON
SUB OUT: 14 ANEI, YOR	05:52	50-44	
SUB IN: 35 ROESSINK, HIDDE	05:52		
	05:32	50-44	SUB OUT: WHITE JR, FABIAN
	05:32		SUB IN: ALLEY JR., CEDRICK
SUB OUT: 35 ROESSINK, HIDDE	03:40	50-48	
SUB IN: 14 ANEI, YOR	03:40		
	03:23	52-50	SUB OUT: GRESHAM, BRISON
	03:23		SUB IN: WHITE JR, FABIAN
	02:57	52-50	SUB OUT: WHITE JR, FABIAN
	02:57		SUB IN: GRESHAM, BRISON
	00:10	59-55	SUB OUT: GRESHAM, BRISON
	00:10		SUB IN: SASSER, MARCUS

Oklahoma St. 61, Houston 55

Official Shot Chart
Oklahoma St. vs Houston
PERIOD 1 Shots
 December 15, 2019 at Fertitta Center (Penick Court) - Houston



Houston

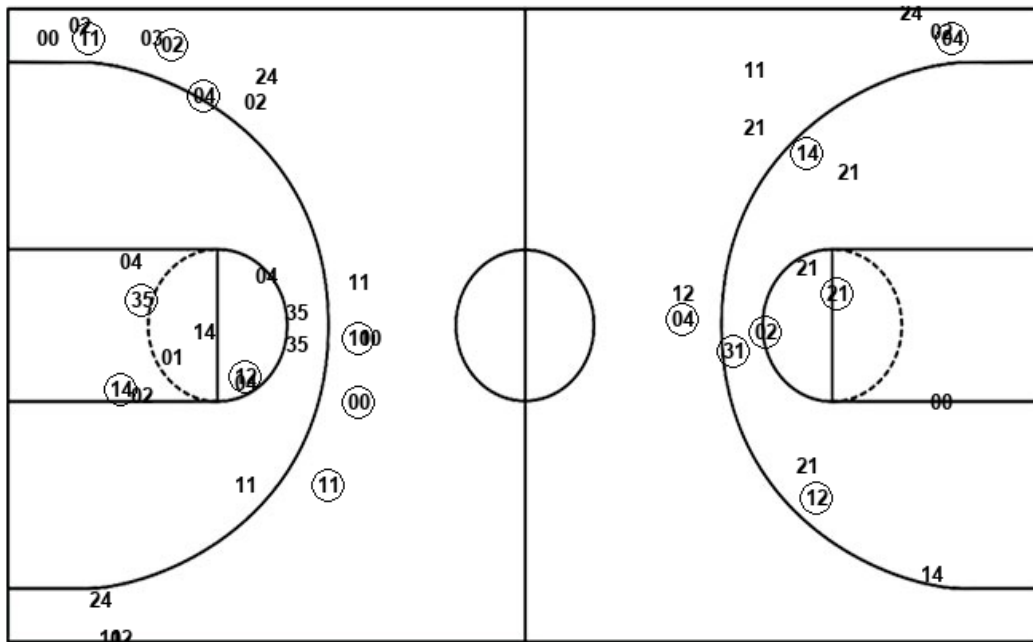
Oklahoma St.

Layups
 (01) 11 01 03

Layups
 (01) 12 14 14 (04)
 12 (21)

Dunks

Dunks



HOU : Period 1	Made	Att	Pct
Layups	1	4	25.0
Dunks	0	0	0
2PT Field Goals	2	14	14.3
3PT Field Goals	5	16	31.3
Total Field Goals	7	30	23.3

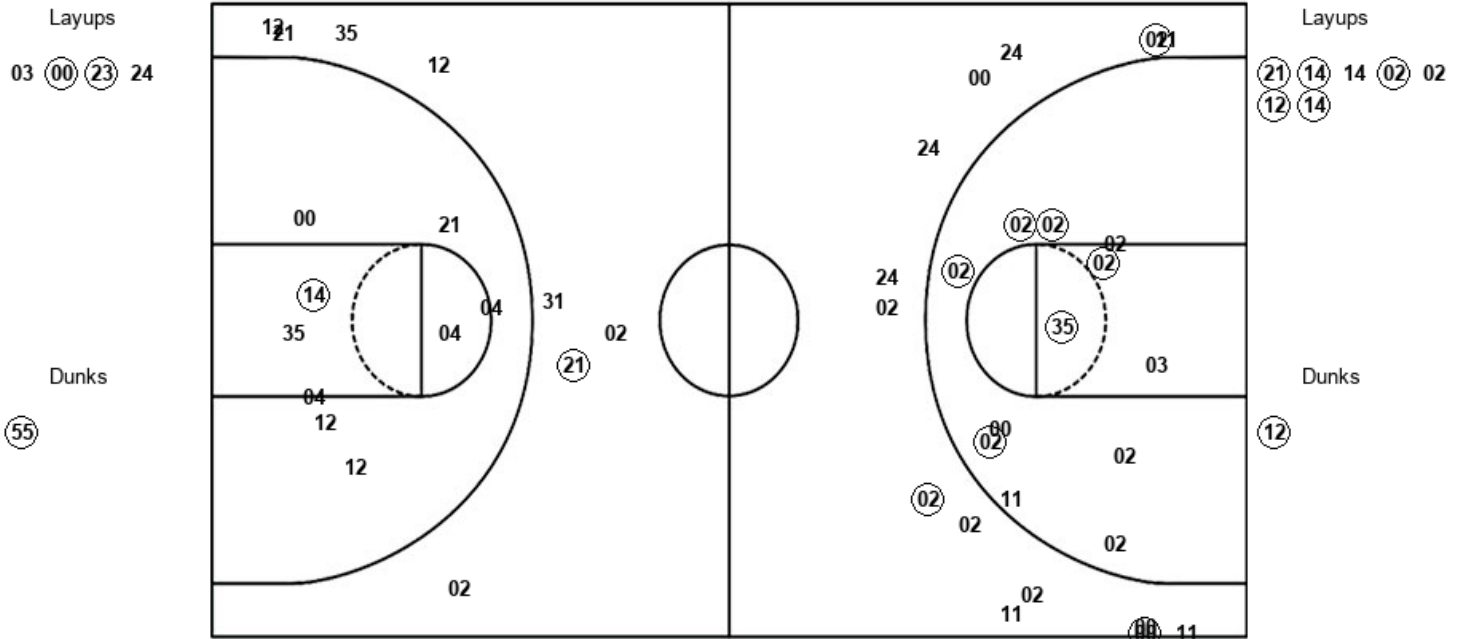
OSU : Period 1	Made	Att	Pct
Layups	3	7	42.9
Dunks	0	0	0
2PT Field Goals	10	20	50.0
3PT Field Goals	3	6	50.0
Total Field Goals	13	26	50.0

Official Shot Chart
Oklahoma St. vs Houston
 PERIOD 2 Shots
 December 15, 2019 at Fertitta Center (Penick Court) - Houston



Houston

Oklahoma St.



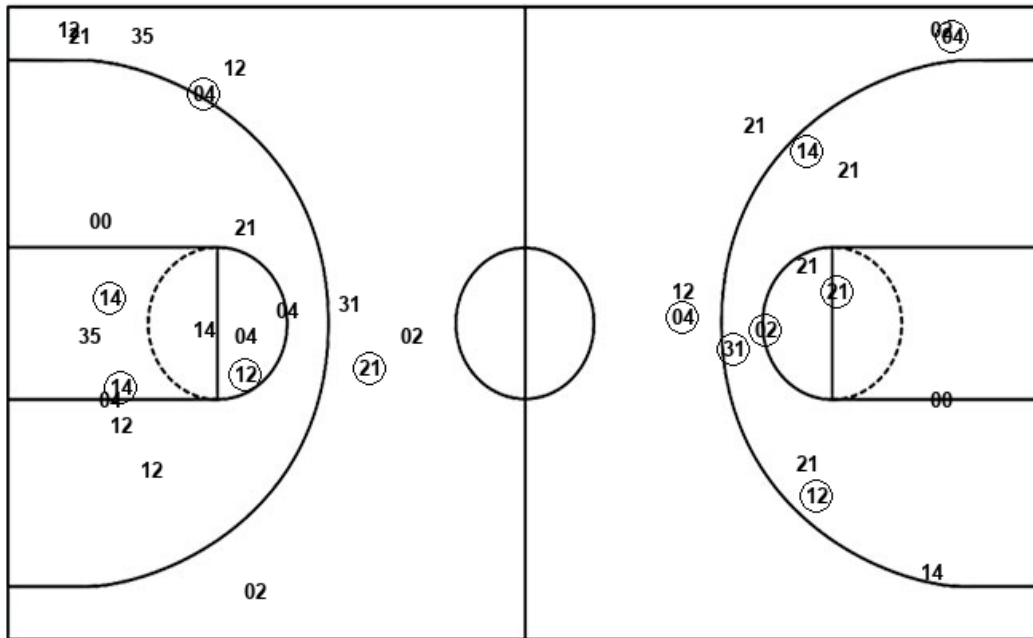
HOU : Period 2	Made	Att	Pct
Layups	2	4	50.0
Dunks	1	1	100.0
2PT Field Goals	10	18	55.6
3PT Field Goals	2	13	15.4
Total Field Goals	12	31	38.7

OSU : Period 2	Made	Att	Pct
Layups	5	7	71.4
Dunks	1	1	100.0
2PT Field Goals	7	17	41.2
3PT Field Goals	1	8	12.5
Total Field Goals	8	25	32.0

Official Shot Chart
Oklahoma St. vs Houston
 Oklahoma St. Team Shots
 December 15, 2019 at Fertitta Center (Penick Court) - Houston



Layups



Layups

(01) 12 14 14 (04)
 12 (21) (21) (14) 14
 (02) 02 (12) (14)

Dunks

Dunks

(12)

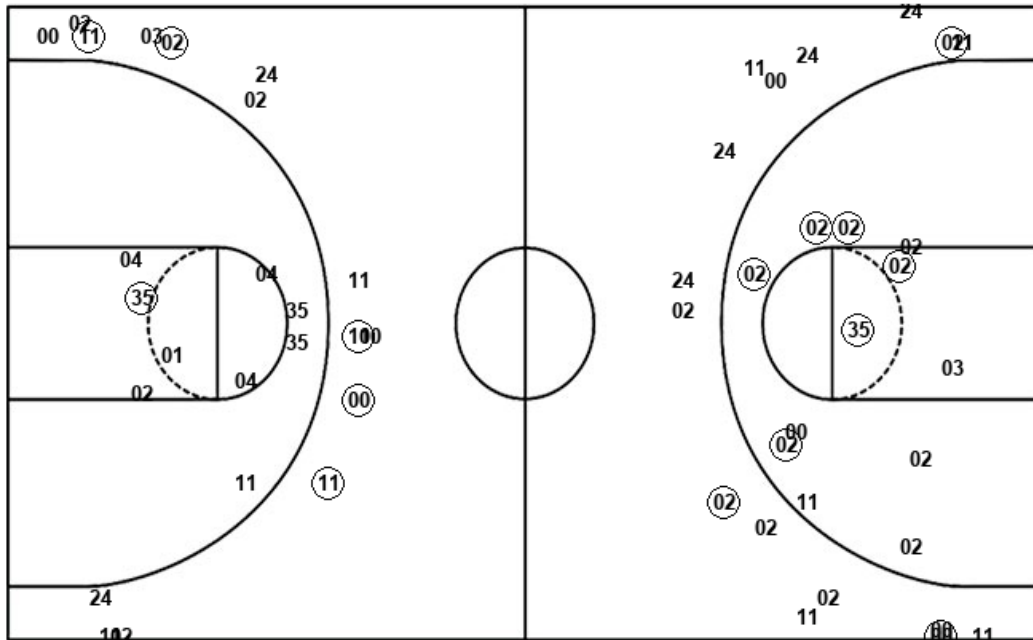
OSU : Period 1	Made	Att	Pct
Layups	3	7	42.9
Dunks	0	0	0
2PT Field Goals	10	20	50.0
3PT Field Goals	3	6	50.0
Total Field Goals	13	26	50.0

OSU : Period 2	Made	Att	Pct
Layups	5	7	71.4
Dunks	1	1	100.0
2PT Field Goals	7	17	41.2
3PT Field Goals	1	8	12.5
Total Field Goals	8	25	32.0

Official Shot Chart
Oklahoma St. vs Houston
Houston Team Shots
 December 15, 2019 at Fertitta Center (Penick Court) - Houston



Layups



Layups

Dunks

Dunks

HOU : Period 1	Made	Att	Pct
Layups	1	4	25.0
Dunks	0	0	0
2PT Field Goals	2	14	14.3
3PT Field Goals	5	16	31.3
Total Field Goals	7	30	23.3

HOU : Period 2	Made	Att	Pct
Layups	2	4	50.0
Dunks	1	1	100.0
2PT Field Goals	10	18	55.6
3PT Field Goals	2	13	15.4
Total Field Goals	12	31	38.7