

FINAL SCORE



Saint Louis

52

Virginia Tech

66



San Jose First and Second Rounds

March 23, 2019 • SAP Center - San Jose, CA



FINAL STATISTICS

Official Box Score
Saint Louis vs Virginia Tech
Game Totals -- Final Statistics
March 23, 2019 at SAP Center - San Jose, CA



Saint Louis 52

| No. | Player | S | Pts | FG | 3FG | FT | OR | DR | TR | PF | A | TO | Blk | Stl | Min | +/- |
|---------------|-----------------------|---|-----------|--------------|-------------|--------------|-----------|-----------|-----------|-----------|----------|-----------|----------|----------|------------|-----|
| 00 | GOODWIN, JORDAN | | 6 | 3-9 | 0-2 | 0-1 | 4 | 5 | 9 | 3 | 0 | 3 | 0 | 2 | 36 | -7 |
| 01 | FOREMAN, D.J. | | 12 | 4-5 | 0-0 | 4-7 | 1 | 3 | 4 | 5 | 0 | 3 | 2 | 1 | 25 | -14 |
| 02 | ISABELL JR., TRAMAINE | | 11 | 4-12 | 3-9 | 0-0 | 0 | 2 | 2 | 3 | 1 | 5 | 0 | 1 | 38 | -9 |
| 03 | BESS, JAVON | | 14 | 4-13 | 1-7 | 5-6 | 3 | 8 | 11 | 3 | 1 | 3 | 1 | 2 | 38 | -11 |
| 11 | FRENCH, HASAHN | | 9 | 4-6 | 0-0 | 1-2 | 3 | 5 | 8 | 4 | 3 | 3 | 0 | 0 | 35 | -3 |
| 04 | WILEY, DION | | 0 | 0-3 | 0-2 | 0-0 | 0 | 0 | 0 | 0 | 0 | 0 | 0 | 0 | 8 | -11 |
| 15 | JACOBS, DEMARIUS | | 0 | 0-0 | 0-0 | 0-0 | 0 | 0 | 0 | 0 | 0 | 0 | 0 | 0 | 1 | -1 |
| 20 | THATCH JR., FRED | | 0 | 0-2 | 0-2 | 0-0 | 0 | 0 | 0 | 5 | 1 | 1 | 0 | 0 | 12 | -8 |
| 23 | HANKTON, KC | | 0 | 0-2 | 0-1 | 0-0 | 0 | 1 | 1 | 0 | 0 | 0 | 0 | 0 | 5 | -4 |
| 31 | RABOIN, JACK | | 0 | 0-0 | 0-0 | 0-0 | 0 | 0 | 0 | 0 | 0 | 0 | 0 | 0 | 0 | -1 |
| 33 | WELMER, ELLIOTT | | 0 | 0-0 | 0-0 | 0-0 | 0 | 0 | 0 | 0 | 0 | 0 | 0 | 0 | 0 | -1 |
| | TEAM | | | | | | 0 | 1 | 1 | 0 | | 0 | | | | |
| TOTALS | | | 52 | 19-52 | 4-23 | 10-16 | 11 | 25 | 36 | 23 | 6 | 18 | 3 | 6 | 200 | |

Shooting By Period

| Period | FG | FG% | 3FG | 3FG% | FT | FT% |
|-------------|--------------|--------------|-------------|--------------|--------------|--------------|
| 1st Half | 7-21 | 33% | 1-9 | 11% | 3-5 | 60% |
| 2nd Half | 12-31 | 39% | 3-14 | 21% | 7-11 | 64% |
| Game | 19-52 | 36.5% | 4-23 | 17.4% | 10-16 | 62.5% |

Last FG: 2nd-00:19
Biggest Run: 8-0
Largest lead: By 2 at 1-19:08
Technical Fouls: None.

Virginia Tech 66

| No. | Player | S | Pts | FG | 3FG | FT | OR | DR | TR | PF | A | TO | Blk | Stl | Min | +/- |
|---------------|-------------------------|---|-----------|--------------|-------------|--------------|----------|-----------|-----------|-----------|-----------|-----------|----------|----------|------------|-----|
| 03 | BEDE, WABISSA | | 1 | 0-3 | 0-0 | 1-2 | 0 | 3 | 3 | 1 | 2 | 1 | 0 | 1 | 23 | 11 |
| 04 | ALEXANDER-WALKER, NICKE | | 20 | 8-13 | 1-2 | 3-4 | 2 | 4 | 6 | 4 | 1 | 2 | 0 | 3 | 36 | 15 |
| 13 | HILL, AHMED | | 10 | 4-9 | 1-1 | 1-2 | 0 | 3 | 3 | 2 | 1 | 2 | 0 | 2 | 32 | 9 |
| 24 | BLACKSHEAR, KERRY | | 15 | 2-7 | 0-1 | 11-12 | 0 | 3 | 3 | 2 | 2 | 2 | 0 | 1 | 36 | 13 |
| 42 | OUTLAW, TY | | 7 | 2-3 | 1-2 | 2-2 | 1 | 6 | 7 | 3 | 1 | 0 | 0 | 0 | 28 | 9 |
| 01 | WILKINS, ISAIAH | | 2 | 1-3 | 0-1 | 0-0 | 1 | 0 | 1 | 0 | 1 | 0 | 0 | 0 | 12 | 6 |
| 05 | ROBINSON, JUSTIN | | 9 | 2-7 | 1-3 | 4-5 | 1 | 2 | 3 | 1 | 2 | 4 | 0 | 2 | 27 | 6 |
| 10 | KABONGO, JONATHAN | | 0 | 0-0 | 0-0 | 0-0 | 0 | 1 | 1 | 0 | 0 | 0 | 0 | 0 | 0 | 1 |
| 14 | HORNE, P.J. | | 2 | 1-3 | 0-0 | 0-0 | 0 | 0 | 0 | 1 | 0 | 0 | 0 | 0 | 7 | 0 |
| | TEAM | | | | | | 0 | 2 | 2 | 0 | | 0 | | | | |
| TOTALS | | | 66 | 20-48 | 4-10 | 22-27 | 5 | 24 | 29 | 14 | 10 | 11 | 0 | 9 | 200 | |

Shooting By Period

| Period | FG | FG% | 3FG | 3FG% | FT | FT% |
|-------------|--------------|--------------|-------------|--------------|--------------|--------------|
| 1st Half | 16-29 | 55% | 3-5 | 60% | 5-6 | 83% |
| 2nd Half | 4-19 | 21% | 1-5 | 20% | 17-21 | 81% |
| Game | 20-48 | 41.7% | 4-10 | 40.0% | 22-27 | 81.5% |

Last FG: 2nd-06:58
Biggest Run: 10-0
Largest lead: By 22 at 1-00:53
Technical Fouls: None.

Game Notes:

Officials: Terry Wymer, A.J. Desai, Bob Staffen
 Attendance: 12824

Start Time: 2019-03-23 02:20:44

End Time: 2019-03-23 04:35:24

Game Duration: 134

Neutral Court;

| Score | 1st | 2nd | TOT |
|-------|-----|-----|-----|
| STL | 18 | 34 | 52 |
| VAT | 40 | 26 | 66 |

STL led for 1:05. VAT led for 37:02.

Game was tied for 1:48.

Times tied: 2 Lead Changes: 1

| Points from | STL | VAT |
|--------------|-----|-----|
| In the Paint | 26 | 32 |
| Off Turns | 13 | 25 |
| 2nd Chance | 9 | 6 |
| Fast Break | 4 | 10 |
| Bench | 0 | 13 |

Official Box Score
Saint Louis vs Virginia Tech
First Half Statistics Only
March 23, 2019 at SAP Center - San Jose, CA



Saint Louis 18

| No. | Player | S | Pts | FG | 3FG | FT | OR | DR | TR | PF | A | TO | Blk | Stl | Min | +/- |
|---------------|-----------------------|---|-----------|-------------|------------|------------|----------|-----------|-----------|----------|----------|-----------|----------|----------|------------|-----|
| 00 | GOODWIN, JORDAN | | 2 | 1-3 | 0-1 | 0-0 | 1 | 2 | 3 | 2 | 0 | 2 | 0 | 1 | 17 | -15 |
| 01 | FOREMAN, D.J. | | 6 | 2-2 | 0-0 | 2-3 | 0 | 2 | 2 | 2 | 0 | 2 | 0 | 1 | 13 | -16 |
| 02 | ISABELL JR., TRAMAINE | | 3 | 1-4 | 1-3 | 0-0 | 0 | 1 | 1 | 2 | 0 | 4 | 0 | 0 | 18 | -18 |
| 03 | BESS, JAVON | | 2 | 1-3 | 0-1 | 0-0 | 1 | 1 | 2 | 0 | 0 | 3 | 0 | 0 | 19 | -20 |
| 11 | FRENCH, HASAHN | | 5 | 2-3 | 0-0 | 1-2 | 0 | 3 | 3 | 1 | 2 | 1 | 0 | 0 | 19 | -16 |
| 04 | WILEY, DION | | 0 | 0-3 | 0-2 | 0-0 | 0 | 0 | 0 | 0 | 0 | 0 | 0 | 0 | 5 | -9 |
| 15 | JACOBS, DEMARIUS | | 0 | 0-0 | 0-0 | 0-0 | 0 | 0 | 0 | 0 | 0 | 0 | 0 | 0 | 0 | 0 |
| 20 | THATCH JR., FRED | | 0 | 0-1 | 0-1 | 0-0 | 0 | 0 | 0 | 1 | 0 | 0 | 0 | 0 | 5 | -12 |
| 23 | HANKTON, KC | | 0 | 0-2 | 0-1 | 0-0 | 0 | 1 | 1 | 0 | 0 | 0 | 0 | 0 | 5 | -4 |
| 31 | RABOIN, JACK | | 0 | 0-0 | 0-0 | 0-0 | 0 | 0 | 0 | 0 | 0 | 0 | 0 | 0 | 0 | 0 |
| 33 | WELMER, ELLIOTT | | 0 | 0-0 | 0-0 | 0-0 | 0 | 0 | 0 | 0 | 0 | 0 | 0 | 0 | 0 | 0 |
| | TEAM | | | | | | 0 | 1 | 1 | 0 | | 0 | | | | |
| TOTALS | | | 18 | 7-21 | 1-9 | 3-5 | 2 | 11 | 13 | 8 | 2 | 12 | 0 | 2 | 100 | |

Shooting By Period

| Period | FG | FG% | 3FG | 3FG% | FT | FT% |
|----------|-------|-------|------|-------|-------|-------|
| 1st Half | 7-21 | 33% | 1-9 | 11% | 3-5 | 60% |
| Game | 19-52 | 36.5% | 4-23 | 17.4% | 10-16 | 62.5% |

Last FG Half: STL 2nd-00:19

Virginia Tech 40

| No. | Player | S | Pts | FG | 3FG | FT | OR | DR | TR | PF | A | TO | Blk | Stl | Min | +/- |
|---------------|-------------------------|---|-----------|--------------|------------|------------|----------|-----------|-----------|----------|----------|----------|----------|----------|------------|-----|
| 03 | BEDE, WABISSA | | 0 | 0-2 | 0-0 | 0-0 | 0 | 1 | 1 | 1 | 2 | 0 | 0 | 0 | 12 | 14 |
| 04 | ALEXANDER-WALKER, NICKE | | 11 | 5-7 | 0-1 | 1-2 | 0 | 2 | 2 | 0 | 0 | 2 | 0 | 2 | 19 | 23 |
| 13 | HILL, AHMED | | 7 | 3-5 | 1-1 | 0-0 | 0 | 3 | 3 | 1 | 1 | 1 | 0 | 1 | 17 | 20 |
| 24 | BLACKSHEAR, KERRY | | 8 | 2-6 | 0-0 | 4-4 | 0 | 3 | 3 | 1 | 1 | 0 | 0 | 1 | 16 | 21 |
| 42 | OUTLAW, TY | | 5 | 2-2 | 1-1 | 0-0 | 1 | 2 | 3 | 2 | 1 | 0 | 0 | 0 | 13 | 14 |
| 01 | WILKINS, ISAIAH | | 2 | 1-2 | 0-0 | 0-0 | 1 | 0 | 1 | 0 | 1 | 0 | 0 | 0 | 9 | 8 |
| 05 | ROBINSON, JUSTIN | | 5 | 2-3 | 1-2 | 0-0 | 0 | 0 | 0 | 1 | 1 | 1 | 0 | 2 | 11 | 9 |
| 10 | KABONGO, JONATHAN | | 0 | 0-0 | 0-0 | 0-0 | 0 | 0 | 0 | 0 | 0 | 0 | 0 | 0 | 0 | 0 |
| 14 | HORNE, P.J. | | 2 | 1-2 | 0-0 | 0-0 | 0 | 0 | 0 | 0 | 0 | 0 | 0 | 0 | 4 | 1 |
| | TEAM | | | | | | 0 | 1 | 1 | 0 | | 0 | | | | |
| TOTALS | | | 40 | 16-29 | 3-5 | 5-6 | 2 | 12 | 14 | 6 | 7 | 4 | 0 | 6 | 100 | |

Shooting By Period

| Period | FG | FG% | 3FG | 3FG% | FT | FT% |
|----------|-------|-------|------|-------|-------|-------|
| 1st Half | 16-29 | 55% | 3-5 | 60% | 5-6 | 83% |
| Game | 20-48 | 41.7% | 4-10 | 40.0% | 22-27 | 81.5% |

Last FG Half: VAT 2nd-06:58

Game Notes:

Officials: Terry Wymer, A.J. Desai, Bob Staffen
 Attendance: 12824

Start Time: 2019-03-23 02:20:44
 End Time: 2019-03-23 04:35:24
 Game Duration: 134
 Neutral Court;

| Score | 1st | 2nd | TOT |
|-------|-----|-----|-----|
| STL | 18 | 34 | 52 |
| VAT | 40 | 26 | 66 |

| Points from (This Period) | STL | VAT |
|---------------------------|-----|-----|
| In the Paint | 10 | 26 |
| Off Turns | 5 | 19 |
| 2nd Chance | 2 | 4 |
| Fast Break | 0 | 5 |
| Bench | 0 | 9 |

Official Play-By-Play
Saint Louis vs Virginia Tech
First Half
March 23, 2019 at SAP Center - San Jose, CA



Period 1

Starters:

Saint Louis: 00 GOODWIN, JORDAN; 1 FOREMAN, D.J.; 2 ISABELL JR., TRAMAINE; 3 BESS, JAVON; 11 FRENCH, HASAHN;

Virginia Tech: 13 HILL, AHMED; 24 BLACKSHEAR, KERRY; 42 OUTLAW, TY; 3 BEDE, WABISSA; 4 ALEXANDER-WALKER, NICKEIL;

| Time | VISITORS: Saint Louis | Score | Margin | HOME: Virginia Tech |
|-------|---|-------|--------|---|
| 19:29 | | | | MISSED JUMPER by BEDE, WABISSA |
| 19:26 | REBOUND (DEF) by ISABELL JR., TRAMAINE | | | |
| 19:08 | GOOD! JUMPER by BESS, JAVON | 0-2 | V 2 | |
| 18:36 | | | | MISSED LAYUP by BLACKSHEAR, KERRY |
| 18:33 | REBOUND (DEF) by FOREMAN, D.J. | | | |
| 18:10 | TURNOVER (BADPASS) by ISABELL JR., TRAMAINE | | | |
| 18:10 | | | | STEAL by BLACKSHEAR, KERRY |
| 18:03 | | 2-2 | T | GOOD! DUNK by HILL, AHMED [FB] |
| 18:03 | | | | ASSIST by BLACKSHEAR, KERRY |
| 17:45 | TURNOVER (BADPASS) by ISABELL JR., TRAMAINE | | | |
| 17:30 | | 4-2 | H 2 | GOOD! LAYUP by ALEXANDER-WALKER, NICKEIL |
| 17:11 | FOUL (OFF) by FRENCH, HASAHN | | | |
| 17:11 | TURNOVER (OFFENSIVE) by FRENCH, HASAHN | | | |
| 16:48 | FOUL (PERSONAL) by ISABELL JR., TRAMAINE | | | |
| 16:44 | | | | MISSED JUMPER by HILL, AHMED |
| 16:42 | REBOUND (DEF) by BESS, JAVON | | | |
| 16:23 | GOOD! LAYUP by FRENCH, HASAHN [PNT] | 4-4 | T | |
| 16:00 | | 6-4 | H 2 | GOOD! JUMPER by BLACKSHEAR, KERRY [PNT] |
| 15:41 | MISSED 3PTR by ISABELL JR., TRAMAINE | | | |
| 15:39 | | | | REBOUND (DEF) by BLACKSHEAR, KERRY |
| 15:09 | | 9-4 | H 5 | GOOD! 3PTR by HILL, AHMED |
| 15:09 | | | | ASSIST by BEDE, WABISSA |
| 14:44 | GOOD! LAYUP by FOREMAN, D.J. | 9-6 | H 3 | |
| 14:27 | | | | TURNOVER (BADPASS) by ALEXANDER-WALKER, NICKEIL |
| 14:27 | STEAL by GOODWIN, JORDAN | | | |
| 14:21 | MISSED 3PTR by BESS, JAVON | | | |
| 14:18 | | | | REBOUND (DEF) by OUTLAW, TY |
| 14:07 | FOUL (PERSONAL) by GOODWIN, JORDAN | | | |
| 14:07 | | | | |
| 14:07 | SUB OUT: ISABELL JR., TRAMAINE | | | |
| 14:07 | SUB IN: THATCH JR., FRED | | | |
| 13:59 | | | | TURNOVER (LOSTBALL) by HILL, AHMED |
| 13:59 | STEAL by FOREMAN, D.J. | | | |
| 13:51 | TURNOVER (BADPASS) by FOREMAN, D.J. | | | |
| 13:51 | | | | STEAL by ALEXANDER-WALKER, NICKEIL |
| 13:39 | | 11-6 | H 5 | GOOD! LAYUP by OUTLAW, TY |
| 13:39 | TIMEOUT 30SEC | | | |
| 13:39 | | | | |
| 13:39 | | | | SUB OUT: BEDE, WABISSA |
| 13:39 | | | | SUB IN: ROBINSON, JUSTIN |
| 13:39 | SUB OUT: FOREMAN, D.J. | | | |
| 13:39 | SUB IN: WILEY, DION | | | |
| 13:21 | FOUL (PERSONAL) by GOODWIN, JORDAN | | | |
| 13:20 | | | | FOUL (PERSONAL) by ROBINSON, JUSTIN |
| 13:20 | SUB OUT: GOODWIN, JORDAN | | | |
| 13:20 | SUB IN: ISABELL JR., TRAMAINE | | | |
| 13:10 | MISSED 3PTR by WILEY, DION | | | |
| 13:07 | | | | REBOUND (DEF) by BLACKSHEAR, KERRY |
| 12:53 | | | | MISSED JUMPER by BLACKSHEAR, KERRY |
| 12:50 | | | | REBOUND (OFF) by OUTLAW, TY |
| 12:35 | FOUL (PERSONAL) by THATCH JR., FRED | | | |
| 12:35 | | 12-6 | H 6 | GOOD! FT by BLACKSHEAR, KERRY |
| 12:35 | | | | SUB OUT: OUTLAW, TY |
| 12:35 | | | | SUB IN: WILKINS, ISAIAH |
| 12:35 | SUB OUT: FRENCH, HASAHN | | | |
| 12:35 | SUB IN: FOREMAN, D.J. | | | |
| 12:35 | | 13-6 | H 7 | GOOD! FT by BLACKSHEAR, KERRY |
| 12:06 | MISSED 3PTR by ISABELL JR., TRAMAINE | | | |
| 12:03 | | | | REBOUND (DEF) by ALEXANDER-WALKER, NICKEIL |
| 11:57 | | 15-6 | H 9 | GOOD! LAYUP by ALEXANDER-WALKER, NICKEIL |
| 11:32 | TURNOVER (BADPASS) by FOREMAN, D.J. | | | |
| 11:32 | | | | STEAL by ROBINSON, JUSTIN |
| 11:28 | | 17-6 | H 11 | GOOD! DUNK by HILL, AHMED |
| 11:28 | | | | ASSIST by ROBINSON, JUSTIN |
| 11:27 | TIMEOUT 30SEC | | | |
| 11:27 | | | | |
| 11:27 | SUB OUT: FOREMAN, D.J. | | | |
| 11:27 | SUB IN: FRENCH, HASAHN | | | |
| 11:10 | TURNOVER (LOSTBALL) by BESS, JAVON | | | |
| 11:10 | | | | STEAL by ALEXANDER-WALKER, NICKEIL |

| Time | VISITORS: Saint Louis | Score | Margin | HOME: Virginia Tech |
|-------|--|-------|--------|--|
| 11:10 | SUB OUT: THATCH JR., FRED | | | |
| 11:10 | SUB IN: FOREMAN, D.J. | | | |
| 10:51 | | 19-6 | H 13 | GOOD! JUMPER by BLACKSHEAR, KERRY |
| 10:51 | | | | ASSIST by WILKINS, ISAIAH |
| 10:35 | MISSED 3PTR by WILEY, DION | | | |
| 10:32 | | | | REBOUND (DEF) by HILL, AHMED |
| 10:19 | | | | MISSED JUMPER by ALEXANDER-WALKER, NICKEIL |
| 10:16 | REBOUND (DEF) by FOREMAN, D.J. | | | |
| 10:03 | | | | FOUL (PERSONAL) by BLACKSHEAR, KERRY |
| 10:03 | GOOD! FT by FOREMAN, D.J. | 19-7 | H 12 | |
| 10:03 | | | | SUB OUT: BLACKSHEAR, KERRY |
| 10:03 | | | | SUB IN: OUTLAW, TY |
| 10:03 | | | | SUB OUT: HILL, AHMED |
| 10:03 | | | | SUB IN: HORNE, P.J. |
| 10:03 | SUB OUT: WILEY, DION | | | |
| 10:03 | SUB IN: GOODWIN, JORDAN | | | |
| 10:03 | GOOD! FT by FOREMAN, D.J. | 19-8 | H 11 | |
| 09:48 | | 21-8 | H 13 | GOOD! LAYUP by HORNE, P.J. |
| 09:48 | | | | ASSIST by OUTLAW, TY |
| 09:24 | TURNOVER (LOSTBALL) by BESS, JAVON | | | |
| 09:10 | | | | MISSED JUMPER by HORNE, P.J. |
| 09:07 | REBOUND (DEF) by FRENCH, HASAHN | | | |
| 08:59 | TURNOVER (LOSTBALL) by GOODWIN, JORDAN | | | |
| 08:55 | | 23-8 | H 15 | GOOD! LAYUP by WILKINS, ISAIAH [FB] |
| 08:45 | MISSED LAYUP by GOODWIN, JORDAN | | | |
| 08:45 | | | | REBOUND (DEF) by TEAM |
| 08:45 | | | | SUB OUT: ALEXANDER-WALKER, NICKEIL |
| 08:45 | | | | SUB IN: BEDE, WABISSA |
| 08:26 | | 26-8 | H 18 | GOOD! 3PTR by ROBINSON, JUSTIN |
| 08:26 | | | | ASSIST by BEDE, WABISSA |
| 08:12 | GOOD! DUNK by FOREMAN, D.J. | 26-10 | H 16 | |
| 08:12 | ASSIST by FRENCH, HASAHN | | | |
| 08:12 | | | | FOUL (PERSONAL) by OUTLAW, TY |
| 08:11 | MISSED FT by FOREMAN, D.J. | | | |
| 08:10 | REBOUND (OFF) by GOODWIN, JORDAN | | | |
| 08:07 | GOOD! LAYUP by GOODWIN, JORDAN | 26-12 | H 14 | |
| 07:43 | | | | MISSED 3PTR by ROBINSON, JUSTIN |
| 07:39 | REBOUND (DEF) by GOODWIN, JORDAN | | | |
| 07:25 | MISSED JUMPER by ISABELL JR., TRAMAINE | | | |
| 07:25 | | | | REBOUND (DEF) by TEAM |
| 07:24 | | | | |
| 07:24 | | | | SUB OUT: WILKINS, ISAIAH |
| 07:24 | | | | SUB IN: BLACKSHEAR, KERRY |
| 07:24 | | | | SUB OUT: ROBINSON, JUSTIN |
| 07:24 | | | | SUB IN: ALEXANDER-WALKER, NICKEIL |
| 07:24 | | | | SUB OUT: HORNE, P.J. |
| 07:24 | | | | SUB IN: HILL, AHMED |
| 07:24 | SUB OUT: BESS, JAVON | | | |
| 07:24 | SUB IN: THATCH JR., FRED | | | |
| 07:07 | | | | MISSED 3PTR by ALEXANDER-WALKER, NICKEIL |
| 07:05 | REBOUND (DEF) by GOODWIN, JORDAN | | | |
| 06:45 | MISSED 3PTR by GOODWIN, JORDAN | | | |
| 06:43 | | | | REBOUND (DEF) by OUTLAW, TY |
| 06:24 | | 28-12 | H 16 | GOOD! LAYUP by ALEXANDER-WALKER, NICKEIL |
| 06:05 | MISSED 3PTR by THATCH JR., FRED | | | |
| 06:02 | | | | REBOUND (DEF) by HILL, AHMED |
| 06:00 | FOUL (PERSONAL) by FOREMAN, D.J. | | | |
| 06:00 | | | | MISSED FT by ALEXANDER-WALKER, NICKEIL |
| 06:00 | | | | REBOUND (OFF) by TEAM |
| 06:00 | SUB OUT: FOREMAN, D.J. | | | |
| 06:00 | SUB IN: BESS, JAVON | | | |
| 06:00 | SUB OUT: THATCH JR., FRED | | | |
| 06:00 | SUB IN: HANKTON, KC | | | |
| 06:00 | | 29-12 | H 17 | GOOD! FT by ALEXANDER-WALKER, NICKEIL [FB] |
| 05:39 | MISSED JUMPER by BESS, JAVON | | | |
| 05:34 | | | | REBOUND (DEF) by BLACKSHEAR, KERRY |
| 05:29 | | | | MISSED LAYUP by BEDE, WABISSA |
| 05:26 | REBOUND (DEF) by FRENCH, HASAHN | | | |
| 05:24 | TURNOVER (DRIBBLING) by GOODWIN, JORDAN | | | |
| 05:04 | | 32-12 | H 20 | GOOD! 3PTR by OUTLAW, TY |
| 05:04 | | | | ASSIST by HILL, AHMED |
| 04:56 | | | | FOUL (PERSONAL) by OUTLAW, TY |
| 04:56 | | | | SUB OUT: OUTLAW, TY |
| 04:56 | | | | SUB IN: WILKINS, ISAIAH |
| 04:41 | TURNOVER (LOSTBALL) by ISABELL JR., TRAMAINE | | | |
| 04:41 | | | | STEAL by HILL, AHMED |
| 04:37 | | | | MISSED LAYUP by HILL, AHMED |
| 04:32 | | | | REBOUND (OFF) by WILKINS, ISAIAH |
| 04:32 | | 34-12 | H 22 | GOOD! LAYUP by ALEXANDER-WALKER, NICKEIL |
| 04:20 | | | | FOUL (PERSONAL) by HILL, AHMED |

| Time | VISITORS: Saint Louis | Score | Margin | HOME: Virginia Tech |
|-------|---|-------|--------|---|
| 04:20 | MISSED FT by FRENCH, HASAHN | | | |
| 04:20 | REBOUND (OFF) by TEAM | | | |
| 04:20 | | | | SUB OUT: BEDE, WABISSA |
| 04:20 | | | | SUB IN: ROBINSON, JUSTIN |
| 04:20 | | | | SUB OUT: BLACKSHEAR, KERRY |
| 04:20 | | | | SUB IN: HORNE, P.J. |
| 04:20 | GOOD! FT by FRENCH, HASAHN | 34-13 | H 21 | |
| 03:55 | | | | TURNOVER (LOSTBALL) by ROBINSON, JUSTIN |
| 03:55 | | | | |
| 03:39 | GOOD! LAYUP by FRENCH, HASAHN | 34-15 | H 19 | |
| 03:20 | | 36-15 | H 21 | GOOD! LAYUP by ALEXANDER-WALKER, NICKEIL |
| 02:58 | MISSED 3PTR by HANKTON, KC | | | |
| 02:55 | REBOUND (OFF) by BESS, JAVON | | | |
| 02:55 | | | | SUB OUT: HORNE, P.J. |
| 02:55 | | | | SUB IN: BLACKSHEAR, KERRY |
| 02:42 | MISSED JUMPER by FRENCH, HASAHN | | | |
| 02:39 | | | | REBOUND (DEF) by ALEXANDER-WALKER, NICKEIL |
| 02:36 | | | | TURNOVER (BADPASS) by ALEXANDER-WALKER, NICKEIL |
| 02:16 | GOOD! 3PTR by ISABELL JR., TRAMAINE | 36-18 | H 18 | |
| 02:16 | ASSIST by FRENCH, HASAHN | | | |
| 01:54 | | 38-18 | H 20 | GOOD! LAYUP by ROBINSON, JUSTIN |
| 01:39 | TURNOVER (BADPASS) by BESS, JAVON | | | |
| 01:39 | | | | STEAL by ROBINSON, JUSTIN |
| 01:34 | | | | MISSED LAYUP by WILKINS, ISAIAH |
| 01:21 | REBOUND (DEF) by HANKTON, KC | | | |
| 01:20 | MISSED JUMPER by HANKTON, KC | | | |
| 01:14 | | | | REBOUND (DEF) by HILL, AHMED |
| 01:13 | | | | MISSED JUMPER by BLACKSHEAR, KERRY |
| 01:10 | REBOUND (DEF) by FRENCH, HASAHN | | | |
| 01:10 | FOUL (OFF) by ISABELL JR., TRAMAINE | | | |
| 01:10 | TURNOVER (OFFENSIVE) by ISABELL JR., TRAMAINE | | | |
| 00:58 | | | | SUB OUT: WILKINS, ISAIAH |
| 00:58 | | | | SUB IN: BEDE, WABISSA |
| 00:58 | SUB OUT: ISABELL JR., TRAMAINE | | | |
| 00:58 | SUB IN: THATCH JR., FRED | | | |
| 00:58 | SUB OUT: FRENCH, HASAHN | | | |
| 00:58 | SUB IN: FOREMAN, D.J. | | | |
| 00:58 | SUB OUT: HANKTON, KC | | | |
| 00:58 | SUB IN: WILEY, DION | | | |
| 00:53 | FOUL (PERSONAL) by FOREMAN, D.J. | | | |
| 00:53 | | 39-18 | H 21 | GOOD! FT by BLACKSHEAR, KERRY |
| 00:53 | SUB OUT: FOREMAN, D.J. | | | |
| 00:53 | SUB IN: FRENCH, HASAHN | | | |
| 00:53 | | 40-18 | H 22 | GOOD! FT by BLACKSHEAR, KERRY |
| 00:36 | | | | FOUL (PERSONAL) by BEDE, WABISSA |
| 00:27 | MISSED JUMPER by WILEY, DION | | | |
| 00:24 | | | | REBOUND (DEF) by BEDE, WABISSA |
| 00:00 | | | | MISSED JUMPER by BLACKSHEAR, KERRY |
| 00:00 | REBOUND (DEF) by TEAM | | | |

Saint Louis 18, Virginia Tech 40

| Points from (This Period) | STL | VAT |
|---------------------------|-----|-----|
| In the Paint | 10 | 26 |
| Off Turns | 5 | 19 |
| 2nd Chance | 2 | 4 |
| Fast Break | 0 | 5 |
| Bench | 0 | 9 |

Official Box Score
Saint Louis vs Virginia Tech
Second Half Statistics Only
March 23, 2019 at SAP Center - San Jose, CA



Saint Louis 34

| No. | Player | S | Pts | FG | 3FG | FT | OR | DR | TR | PF | A | TO | Blk | Stl | Min | +/- |
|-----|-----------------------|---|-----------|--------------|-------------|-------------|----------|-----------|-----------|-----------|----------|----------|----------|----------|------------|-----|
| 00 | GOODWIN, JORDAN | | 4 | 2-6 | 0-1 | 0-1 | 3 | 3 | 6 | 1 | 0 | 1 | 0 | 1 | 19 | 8 |
| 01 | FOREMAN, D.J. | | 6 | 2-3 | 0-0 | 2-4 | 1 | 1 | 2 | 3 | 0 | 1 | 2 | 0 | 12 | 2 |
| 02 | ISABELL JR., TRAMAINE | | 8 | 3-8 | 2-6 | 0-0 | 0 | 1 | 1 | 1 | 1 | 1 | 0 | 1 | 20 | 9 |
| 03 | BESS, JAVON | | 12 | 3-10 | 1-6 | 5-6 | 2 | 7 | 9 | 3 | 1 | 0 | 1 | 2 | 20 | 9 |
| 11 | FRENCH, HASAHN | | 4 | 2-3 | 0-0 | 0-0 | 3 | 2 | 5 | 3 | 1 | 2 | 0 | 0 | 16 | 13 |
| 04 | WILEY, DION | | 0 | 0-0 | 0-0 | 0-0 | 0 | 0 | 0 | 0 | 0 | 0 | 0 | 0 | 4 | -2 |
| 15 | JACOBS, DEMARIUS | | 0 | 0-0 | 0-0 | 0-0 | 0 | 0 | 0 | 0 | 0 | 0 | 0 | 0 | 1 | -1 |
| 20 | THATCH JR., FRED | | 0 | 0-1 | 0-1 | 0-0 | 0 | 0 | 0 | 4 | 1 | 1 | 0 | 0 | 6 | 4 |
| 23 | HANKTON, KC | | 0 | 0-0 | 0-0 | 0-0 | 0 | 0 | 0 | 0 | 0 | 0 | 0 | 0 | 0 | 0 |
| 31 | RABOIN, JACK | | 0 | 0-0 | 0-0 | 0-0 | 0 | 0 | 0 | 0 | 0 | 0 | 0 | 0 | 0 | -1 |
| 33 | WELMER, ELLIOTT | | 0 | 0-0 | 0-0 | 0-0 | 0 | 0 | 0 | 0 | 0 | 0 | 0 | 0 | 0 | -1 |
| | TEAM | | | | | | 0 | 0 | 0 | 0 | 0 | 0 | 0 | 0 | | |
| | TOTALS | | 34 | 12-31 | 3-14 | 7-11 | 9 | 14 | 23 | 15 | 4 | 6 | 3 | 4 | 100 | |

Shooting By Period

| Period | FG | FG% | 3FG | 3FG% | FT | FT% | Last FG Half: STL - |
|----------|-------|-------|------|-------|-------|-------|---------------------|
| 2nd Half | 12-31 | 39% | 3-14 | 21% | 7-11 | 64% | |
| Game | 19-52 | 36.5% | 4-23 | 17.4% | 10-16 | 62.5% | |

Virginia Tech 26

| No. | Player | S | Pts | FG | 3FG | FT | OR | DR | TR | PF | A | TO | Blk | Stl | Min | +/- |
|-----|-------------------------|---|-----------|-------------|------------|--------------|----------|-----------|-----------|----------|----------|----------|----------|----------|------------|-----|
| 03 | BEDE, WABISSA | | 1 | 0-1 | 0-0 | 1-2 | 0 | 2 | 2 | 0 | 0 | 1 | 0 | 1 | 11 | -3 |
| 04 | ALEXANDER-WALKER, NICKE | | 9 | 3-6 | 1-1 | 2-2 | 2 | 2 | 4 | 4 | 1 | 0 | 0 | 1 | 17 | -8 |
| 13 | HILL, AHMED | | 3 | 1-4 | 0-0 | 1-2 | 0 | 0 | 0 | 1 | 0 | 1 | 0 | 1 | 14 | -11 |
| 24 | BLACKSHEAR, KERRY | | 7 | 0-1 | 0-1 | 7-8 | 0 | 0 | 0 | 1 | 1 | 2 | 0 | 0 | 20 | -8 |
| 42 | OUTLAW, TY | | 2 | 0-1 | 0-1 | 2-2 | 0 | 4 | 4 | 1 | 0 | 0 | 0 | 0 | 15 | -5 |
| 01 | WILKINS, ISAIAH | | 0 | 0-1 | 0-1 | 0-0 | 0 | 0 | 0 | 0 | 0 | 0 | 0 | 0 | 3 | -2 |
| 05 | ROBINSON, JUSTIN | | 4 | 0-4 | 0-1 | 4-5 | 1 | 2 | 3 | 0 | 1 | 3 | 0 | 0 | 17 | -3 |
| 10 | KABONGO, JONATHAN | | 0 | 0-0 | 0-0 | 0-0 | 0 | 1 | 1 | 0 | 0 | 0 | 0 | 0 | 0 | 1 |
| 14 | HORNE, P.J. | | 0 | 0-1 | 0-0 | 0-0 | 0 | 0 | 0 | 1 | 0 | 0 | 0 | 0 | 3 | -1 |
| | TEAM | | | | | | 0 | 1 | 1 | 0 | 0 | 0 | 0 | 0 | | |
| | TOTALS | | 26 | 4-19 | 1-5 | 17-21 | 3 | 12 | 15 | 8 | 3 | 7 | 0 | 3 | 100 | |

Shooting By Period

| Period | FG | FG% | 3FG | 3FG% | FT | FT% | Last FG Half: VAT - |
|----------|-------|-------|------|-------|-------|-------|---------------------|
| 2nd Half | 4-19 | 21% | 1-5 | 20% | 17-21 | 81% | |
| Game | 20-48 | 41.7% | 4-10 | 40.0% | 22-27 | 81.5% | |

Game Notes:

Officials: Terry Wymer, A.J. Desai, Bob Staffen
 Attendance: 12824

Start Time: 2019-03-23 02:20:44
 End Time: 2019-03-23 04:35:24
 Game Duration: 134
 Neutral Court;

| Score | 1st | 2nd | TOT |
|-------|-----|-----|-----------|
| STL | 18 | 34 | 52 |
| VAT | 40 | 26 | 66 |

| Points from (This Period) | STL | VAT |
|---------------------------|-----|-----|
| In the Paint | 16 | 6 |
| Off Turns | 8 | 6 |
| 2nd Chance | 7 | 2 |
| Fast Break | 4 | 5 |
| Bench | 0 | 4 |

Official Play-By-Play
Saint Louis vs Virginia Tech
Second Half
March 23, 2019 at SAP Center - San Jose, CA



Period 2

Starters:

Saint Louis: 00 GOODWIN, JORDAN; 1 FOREMAN, D.J.; 2 ISABELL JR., TRAMAINE; 3 BESS, JAVON; 11 FRENCH, HASAHN;

Virginia Tech: 13 HILL, AHMED; 24 BLACKSHEAR, KERRY; 42 OUTLAW, TY; 3 BEDE, WABISSA; 4 ALEXANDER-WALKER, NICKEIL;

| Time | VISITORS: Saint Louis | Score | Margin | HOME: Virginia Tech |
|-------|---------------------------------------|-------|--------|--|
| 19:44 | | | | MISSED JUMPER by HILL, AHMED |
| 19:41 | REBOUND (DEF) by FOREMAN, D.J. | | | |
| 19:30 | MISSED JUMPER by FRENCH, HASAHN | | | |
| 19:24 | REBOUND (OFF) by FRENCH, HASAHN | | | |
| 19:24 | GOOD! LAYUP by FRENCH, HASAHN | 40-20 | H 20 | |
| 19:03 | | | | TURNOVER (BADPASS) by BLACKSHEAR, KERRY |
| 19:03 | STEAL by GOODWIN, JORDAN | | | |
| 18:55 | GOOD! LAYUP by FOREMAN, D.J. | 40-22 | H 18 | |
| 18:29 | | | | MISSED LAYUP by ALEXANDER-WALKER, NICKEIL |
| 18:27 | REBOUND (DEF) by BESS, JAVON | | | |
| 18:21 | GOOD! LAYUP by FOREMAN, D.J. [FB] | 40-24 | H 16 | |
| 18:21 | ASSIST by BESS, JAVON | | | |
| 17:58 | | | | TURNOVER (BADPASS) by BEDE, WABISSA |
| 17:58 | STEAL by BESS, JAVON | | | |
| 17:53 | MISSED 3PTR by BESS, JAVON | | | |
| 17:46 | | | | REBOUND (DEF) by BEDE, WABISSA |
| 17:44 | | | | TIMEOUT 30SEC |
| 17:44 | | | | SUB OUT: BEDE, WABISSA |
| 17:44 | | | | SUB IN: ROBINSON, JUSTIN |
| 17:26 | | | | TURNOVER (TRAVEL) by BLACKSHEAR, KERRY |
| 17:14 | GOOD! JUMPER by BESS, JAVON | 40-26 | H 14 | |
| 16:41 | | 43-26 | H 17 | GOOD! 3PTR by ALEXANDER-WALKER, NICKEIL |
| 16:41 | | | | ASSIST by ROBINSON, JUSTIN |
| 16:36 | | | | FOUL (PERSONAL) by ALEXANDER-WALKER, NICKEIL |
| 16:33 | MISSED LAYUP by ISABELL JR., TRAMAINE | | | |
| 16:33 | | | | REBOUND (DEF) by OUTLAW, TY |
| 16:28 | | | | MISSED LAYUP by HILL, AHMED |
| 16:28 | BLOCK by FOREMAN, D.J. | | | |
| 16:28 | | | | REBOUND (OFF) by ALEXANDER-WALKER, NICKEIL |
| 16:28 | FOUL (PERSONAL) by FRENCH, HASAHN | | | |
| 16:28 | | 44-26 | H 18 | GOOD! FT by ALEXANDER-WALKER, NICKEIL |
| 16:28 | | 45-26 | H 19 | GOOD! FT by ALEXANDER-WALKER, NICKEIL |
| 16:15 | | | | FOUL (PERSONAL) by OUTLAW, TY |
| 16:15 | MISSED FT by FOREMAN, D.J. | | | |
| 16:15 | REBOUND (OFF) by TEAM | | | |
| 16:15 | | | | SUB OUT: OUTLAW, TY |
| 16:15 | | | | SUB IN: WILKINS, ISAIAH |
| 16:15 | GOOD! FT by FOREMAN, D.J. | 45-27 | H 18 | |
| 16:07 | | 47-27 | H 20 | GOOD! LAYUP by ALEXANDER-WALKER, NICKEIL |
| 15:49 | | | | FOUL (PERSONAL) by ALEXANDER-WALKER, NICKEIL |
| 15:49 | GOOD! FT by BESS, JAVON | 47-28 | H 19 | |
| 15:49 | GOOD! FT by BESS, JAVON | 47-29 | H 18 | |
| 15:20 | | | | MISSED LAYUP by HILL, AHMED |
| 15:20 | BLOCK by BESS, JAVON | | | |
| 15:14 | REBOUND (DEF) by FRENCH, HASAHN | | | |
| 15:09 | TURNOVER (BADPASS) by FRENCH, HASAHN | | | |
| 14:52 | | | | MISSED 3PTR by WILKINS, ISAIAH |
| 14:49 | REBOUND (DEF) by BESS, JAVON | | | |
| 14:24 | MISSED 3PTR by BESS, JAVON | | | |
| 14:21 | REBOUND (OFF) by FRENCH, HASAHN | | | |
| 14:19 | MISSED JUMPER by FOREMAN, D.J. | | | |
| 14:15 | REBOUND (OFF) by GOODWIN, JORDAN | | | |
| 14:15 | GOOD! LAYUP by GOODWIN, JORDAN | 47-31 | H 16 | |
| 13:52 | | | | FOUL (OFF) by HILL, AHMED |
| 13:52 | | | | TURNOVER (OFFENSIVE) by HILL, AHMED |
| 13:52 | | | | SUB OUT: WILKINS, ISAIAH |
| 13:52 | | | | SUB IN: HORNE, P.J. |
| 13:37 | MISSED LAYUP by GOODWIN, JORDAN | | | |
| 13:37 | REBOUND (OFF) by BESS, JAVON | | | |
| 13:37 | | | | FOUL (PERSONAL) by HORNE, P.J. |
| 13:37 | GOOD! FT by BESS, JAVON | 47-32 | H 15 | |
| 13:37 | GOOD! FT by BESS, JAVON | 47-33 | H 14 | |
| 13:14 | FOUL (PERSONAL) by FRENCH, HASAHN | | | |
| 13:14 | | | | MISSED FT by BLACKSHEAR, KERRY |
| 13:14 | | | | REBOUND (OFF) by TEAM |
| 13:14 | SUB OUT: FRENCH, HASAHN | | | |
| 13:14 | SUB IN: THATCH JR., FRED | | | |
| 13:14 | | 48-33 | H 15 | GOOD! FT by BLACKSHEAR, KERRY |

| Time | VISITORS: Saint Louis | Score | Margin | HOME: Virginia Tech |
|-------|--|-------|--------|--|
| 12:50 | GOOD! JUMPER by BESS, JAVON | 48-35 | H 13 | |
| 12:31 | FOUL (PERSONAL) by THATCH JR., FRED | | | |
| 12:31 | FOUL (PERSONAL) by BESS, JAVON | | | |
| 12:15 | | | | MISSED JUMPER by HORNE, P.J. |
| 12:15 | BLOCK by FOREMAN, D.J. | | | |
| 12:11 | REBOUND (DEF) by BESS, JAVON | | | |
| 12:07 | TURNOVER (LOSTBALL) by GOODWIN, JORDAN | | | |
| 12:07 | | | | STEAL by ALEXANDER-WALKER, NICKEIL |
| 12:04 | | 50-35 | H 15 | GOOD! LAYUP by HILL, AHMED [FB] |
| 12:04 | | | | ASSIST by ALEXANDER-WALKER, NICKEIL |
| 11:37 | MISSED 3PTR by THATCH JR., FRED | | | |
| 11:33 | | | | REBOUND (DEF) by ROBINSON, JUSTIN |
| 11:33 | FOUL (PERSONAL) by GOODWIN, JORDAN | | | |
| 11:33 | | | | SUB OUT: HORNE, P.J. |
| 11:33 | | | | SUB IN: OUTLAW, TY |
| 11:33 | SUB OUT: GOODWIN, JORDAN | | | |
| 11:33 | SUB IN: FRENCH, HASAHN | | | |
| 11:32 | | | | TURNOVER (BADPASS) by ROBINSON, JUSTIN |
| 11:32 | STEAL by BESS, JAVON | | | |
| 11:08 | TURNOVER (LOSTBALL) by FOREMAN, D.J. | | | |
| 11:08 | | | | STEAL by HILL, AHMED |
| 11:05 | FOUL (PERSONAL) by BESS, JAVON | | | |
| 11:05 | | | | MISSED FT by HILL, AHMED |
| 11:05 | | | | REBOUND (OFF) by TEAM |
| 11:05 | SUB OUT: FOREMAN, D.J. | | | |
| 11:05 | SUB IN: GOODWIN, JORDAN | | | |
| 11:05 | | 51-35 | H 16 | GOOD! FT by HILL, AHMED [FB] |
| 10:51 | GOOD! 3PTR by ISABELL JR., TRAMAINE | 51-38 | H 13 | |
| 10:51 | ASSIST by FRENCH, HASAHN | | | |
| 10:32 | | | | MISSED 3PTR by OUTLAW, TY |
| 10:27 | REBOUND (DEF) by BESS, JAVON | | | |
| 10:22 | GOOD! 3PTR by ISABELL JR., TRAMAINE | 51-41 | H 10 | |
| 09:58 | FOUL (PERSONAL) by ISABELL JR., TRAMAINE | | | |
| 09:58 | | 52-41 | H 11 | GOOD! FT by ROBINSON, JUSTIN |
| 09:58 | | | | SUB OUT: HILL, AHMED |
| 09:58 | | | | SUB IN: BEDE, WABISSA |
| 09:58 | | 53-41 | H 12 | GOOD! FT by ROBINSON, JUSTIN |
| 09:45 | GOOD! LAYUP by GOODWIN, JORDAN | 53-43 | H 10 | |
| 09:45 | ASSIST by THATCH JR., FRED | | | |
| 09:20 | | | | MISSED JUMPER by ALEXANDER-WALKER, NICKEIL |
| 09:17 | | | | REBOUND (OFF) by ALEXANDER-WALKER, NICKEIL |
| 09:01 | FOUL (PERSONAL) by THATCH JR., FRED | | | |
| 09:01 | | | | MISSED FT by ROBINSON, JUSTIN |
| 09:01 | REBOUND (DEF) by BESS, JAVON | | | |
| 08:35 | MISSED JUMPER by BESS, JAVON | | | |
| 08:32 | REBOUND (OFF) by FRENCH, HASAHN | | | |
| 08:21 | MISSED 3PTR by ISABELL JR., TRAMAINE | | | |
| 08:20 | | | | REBOUND (DEF) by ALEXANDER-WALKER, NICKEIL |
| 08:20 | FOUL (PERSONAL) by FRENCH, HASAHN | | | |
| 08:20 | SUB OUT: FRENCH, HASAHN | | | |
| 08:20 | SUB IN: FOREMAN, D.J. | | | |
| 08:20 | | 54-43 | H 11 | GOOD! FT by OUTLAW, TY |
| 08:20 | | 55-43 | H 12 | GOOD! FT by OUTLAW, TY |
| 08:20 | | | | SUB OUT: ROBINSON, JUSTIN |
| 08:20 | | | | SUB IN: HILL, AHMED |
| 08:00 | FOUL (OFF) by THATCH JR., FRED | | | |
| 08:00 | TURNOVER (OFFENSIVE) by THATCH JR., FRED | | | |
| 08:00 | | | | SUB OUT: BEDE, WABISSA |
| 08:00 | | | | SUB IN: ROBINSON, JUSTIN |
| 08:00 | SUB OUT: THATCH JR., FRED | | | |
| 08:00 | SUB IN: WILEY, DION | | | |
| 07:37 | FOUL (PERSONAL) by FOREMAN, D.J. | | | |
| 07:37 | | 56-43 | H 13 | GOOD! FT by BLACKSHEAR, KERRY |
| 07:37 | | 57-43 | H 14 | GOOD! FT by BLACKSHEAR, KERRY |
| 07:37 | | | | SUB OUT: ROBINSON, JUSTIN |
| 07:37 | | | | SUB IN: BEDE, WABISSA |
| 07:18 | MISSED LAYUP by GOODWIN, JORDAN | | | |
| 07:17 | REBOUND (OFF) by FOREMAN, D.J. | | | |
| 07:17 | | | | FOUL (PERSONAL) by BLACKSHEAR, KERRY |
| 07:17 | MISSED FT by FOREMAN, D.J. | | | |
| 07:17 | REBOUND (OFF) by TEAM | | | |
| 07:17 | | | | SUB OUT: HILL, AHMED |
| 07:17 | | | | SUB IN: ROBINSON, JUSTIN |
| 07:17 | GOOD! FT by FOREMAN, D.J. | 57-44 | H 13 | |
| 06:58 | | 59-44 | H 15 | GOOD! LAYUP by ALEXANDER-WALKER, NICKEIL |
| 06:58 | | | | ASSIST by BLACKSHEAR, KERRY |
| 06:35 | | | | FOUL (PERSONAL) by ALEXANDER-WALKER, NICKEIL |
| 06:35 | GOOD! FT by BESS, JAVON | 59-45 | H 14 | |

| Time | VISITORS: Saint Louis | Score | Margin | HOME: Virginia Tech |
|-------|--|-------|--------|--|
| 06:35 | SUB OUT: FOREMAN, D.J. | | | |
| 06:35 | SUB IN: FRENCH, HASAHN | | | |
| 06:35 | MISSED FT by BESS, JAVON | | | |
| 06:34 | | | | REBOUND (DEF) by OUTLAW, TY |
| 06:11 | | | | MISSED JUMPER by BEDE, WABISSA |
| 06:07 | REBOUND (DEF) by GOODWIN, JORDAN | | | |
| 05:55 | MISSED 3PTR by ISABELL JR., TRAMAINE | | | |
| 05:53 | REBOUND (OFF) by GOODWIN, JORDAN | | | |
| 05:50 | MISSED LAYUP by GOODWIN, JORDAN | | | |
| 05:48 | | | | REBOUND (DEF) by ROBINSON, JUSTIN |
| 05:25 | | | | MISSED LAYUP by ALEXANDER-WALKER, NICKEIL |
| 05:21 | REBOUND (DEF) by BESS, JAVON | | | |
| 05:06 | MISSED JUMPER by BESS, JAVON | | | |
| 05:05 | REBOUND (OFF) by GOODWIN, JORDAN | | | |
| 05:04 | | | | FOUL (PERSONAL) by ALEXANDER-WALKER, NICKEIL |
| 05:04 | | | | SUB OUT: ALEXANDER-WALKER, NICKEIL |
| 05:04 | | | | SUB IN: HILL, AHMED |
| 05:04 | MISSED FT by GOODWIN, JORDAN | | | |
| 05:02 | | | | REBOUND (DEF) by OUTLAW, TY |
| 04:35 | | | | MISSED JUMPER by ROBINSON, JUSTIN |
| 04:33 | REBOUND (DEF) by BESS, JAVON | | | |
| 04:10 | MISSED 3PTR by BESS, JAVON | | | |
| 04:09 | | | | REBOUND (DEF) by TEAM |
| 04:09 | SUB OUT: WILEY, DION | | | |
| 04:09 | SUB IN: THATCH JR., FRED | | | |
| 03:49 | | | | TURNOVER (LOSTBALL) by ROBINSON, JUSTIN |
| 03:49 | STEAL by ISABELL JR., TRAMAINE | | | |
| 03:46 | GOOD! LAYUP by ISABELL JR., TRAMAINE [FB] | 59-47 | H 12 | |
| 03:32 | | | | TIMEOUT 30SEC |
| 03:32 | | | | |
| 03:07 | | | | MISSED 3PTR by BLACKSHEAR, KERRY |
| 03:05 | REBOUND (DEF) by ISABELL JR., TRAMAINE | | | |
| 02:59 | TURNOVER (BADPASS) by FRENCH, HASAHN | | | |
| 02:59 | | | | STEAL by BEDE, WABISSA |
| 02:59 | FOUL (PERSONAL) by THATCH JR., FRED | | | |
| 02:59 | SUB OUT: THATCH JR., FRED | | | |
| 02:59 | SUB IN: FOREMAN, D.J. | | | |
| 02:59 | | 60-47 | H 13 | GOOD! FT by BEDE, WABISSA |
| 02:58 | | | | MISSED FT by BEDE, WABISSA |
| 02:57 | REBOUND (DEF) by FRENCH, HASAHN | | | |
| 02:46 | GOOD! DUNK by FRENCH, HASAHN | 60-49 | H 11 | |
| 02:46 | ASSIST by ISABELL JR., TRAMAINE | | | |
| 02:38 | FOUL (PERSONAL) by FOREMAN, D.J. | | | |
| 02:38 | | 61-49 | H 12 | GOOD! FT by BLACKSHEAR, KERRY |
| 02:38 | | 62-49 | H 13 | GOOD! FT by BLACKSHEAR, KERRY |
| 02:38 | | | | SUB OUT: HILL, AHMED |
| 02:38 | | | | SUB IN: ALEXANDER-WALKER, NICKEIL |
| 02:25 | MISSED 3PTR by BESS, JAVON | | | |
| 02:22 | | | | REBOUND (DEF) by ALEXANDER-WALKER, NICKEIL |
| 02:10 | | | | MISSED JUMPER by ROBINSON, JUSTIN |
| 02:09 | | | | REBOUND (OFF) by ROBINSON, JUSTIN |
| 02:09 | | | | MISSED LAYUP by ROBINSON, JUSTIN |
| 02:09 | REBOUND (DEF) by GOODWIN, JORDAN | | | |
| 01:45 | MISSED 3PTR by ISABELL JR., TRAMAINE | | | |
| 01:45 | | | | REBOUND (DEF) by BEDE, WABISSA |
| 01:21 | FOUL (PERSONAL) by FOREMAN, D.J. | | | |
| 01:21 | SUB OUT: FOREMAN, D.J. | | | |
| 01:21 | SUB IN: JACOBS, DEMARIUS | | | |
| 01:21 | | 63-49 | H 14 | GOOD! FT by ROBINSON, JUSTIN |
| 01:21 | | 64-49 | H 15 | GOOD! FT by ROBINSON, JUSTIN |
| 01:14 | MISSED 3PTR by BESS, JAVON | | | |
| 01:11 | | | | REBOUND (DEF) by OUTLAW, TY |
| 01:10 | | | | TURNOVER (LOSTBALL) by ROBINSON, JUSTIN |
| 01:02 | MISSED 3PTR by ISABELL JR., TRAMAINE | | | |
| 00:58 | REBOUND (OFF) by BESS, JAVON | | | |
| 00:56 | TURNOVER (TRAVEL) by ISABELL JR., TRAMAINE | | | |
| 00:56 | | | | SUB OUT: BEDE, WABISSA |
| 00:56 | | | | SUB IN: HILL, AHMED |
| 00:30 | | | | MISSED 3PTR by ROBINSON, JUSTIN |
| 00:27 | REBOUND (DEF) by GOODWIN, JORDAN | | | |
| 00:19 | GOOD! 3PTR by BESS, JAVON | 64-52 | H 12 | |
| 00:19 | TIMEOUT 30SEC | | | |
| 00:17 | FOUL (PERSONAL) by BESS, JAVON | | | |
| 00:17 | | 65-52 | H 13 | GOOD! FT by BLACKSHEAR, KERRY [FB] |
| 00:17 | | | | SUB OUT: ROBINSON, JUSTIN |
| 00:17 | | | | SUB IN: BEDE, WABISSA |
| 00:17 | SUB OUT: BESS, JAVON | | | |
| 00:17 | SUB IN: RABOIN, JACK | | | |
| 00:17 | SUB OUT: ISABELL JR., TRAMAINE | | | |
| 00:17 | SUB IN: WELMER, ELLIOTT | | | |

| Time | VISITORS: Saint Louis | Score | Margin | HOME: Virginia Tech |
|-------|--------------------------------|-------|--------|------------------------------------|
| 00:17 | | | | SUB OUT: OUTLAW, TY |
| 00:17 | | | | SUB IN: WILKINS, ISAIAH |
| 00:17 | | | | SUB OUT: ALEXANDER-WALKER, NICKEIL |
| 00:17 | | | | SUB IN: KABONGO, JONATHAN |
| 00:17 | | 66-52 | H 14 | GOOD! FT by BLACKSHEAR, KERRY [FB] |
| 00:17 | | | | SUB OUT: BLACKSHEAR, KERRY |
| 00:17 | | | | SUB IN: HORNE, P.J. |
| 00:08 | MISSED 3PTR by GOODWIN, JORDAN | | | |
| 00:05 | | | | REBOUND (DEF) by KABONGO, JONATHAN |

Saint Louis 52, Virginia Tech 66

| Points from (This Period) | STL | VAT |
|---------------------------|-----|-----|
| In the Paint | 16 | 6 |
| Off Turns | 8 | 6 |
| 2nd Chance | 7 | 2 |
| Fast Break | 4 | 5 |
| Bench | 0 | 4 |

Official Scoring/Possession Reference Chart
Saint Louis vs Virginia Tech
Period 1
March 23, 2019 at SAP Center - San Jose, CA



Period 1

Starters:

Saint Louis: 00 GOODWIN, JORDAN; 1 FOREMAN, D.J.; 2 ISABELL JR., TRAMAINE; 3 BESS, JAVON; 11 FRENCH, HASAHN;

Virginia Tech: 13 HILL, AHMED; 24 BLACKSHEAR, KERRY; 42 OUTLAW, TY; 3 BEDE, WABISSA; 4 ALEXANDER-WALKER, NICKEIL;

| Time | VISITORS: Saint Louis | Score | Margin | HOME: Virginia Tech |
|-------|-------------------------------------|-------|--------|--|
| 19:08 | GOOD! JUMPER by BESS, JAVON | 0-2 | V 2 | |
| 18:03 | | 2-2 | T | GOOD! DUNK by HILL, AHMED [FB] |
| 17:30 | | 4-2 | H 2 | GOOD! LAYUP by ALEXANDER-WALKER, NICKEIL |
| 16:23 | GOOD! LAYUP by FRENCH, HASAHN [PNT] | 4-4 | T | |
| 16:00 | | 6-4 | H 2 | GOOD! JUMPER by BLACKSHEAR, KERRY [PNT] |
| 15:09 | | 9-4 | H 5 | GOOD! 3PTR by HILL, AHMED |
| 14:44 | GOOD! LAYUP by FOREMAN, D.J. | 9-6 | H 3 | |
| 13:39 | | 11-6 | H 5 | GOOD! LAYUP by OUTLAW, TY |
| 12:35 | | 12-6 | H 6 | GOOD! FT by BLACKSHEAR, KERRY |
| 12:35 | | 13-6 | H 7 | GOOD! FT by BLACKSHEAR, KERRY |
| 11:57 | | 15-6 | H 9 | GOOD! LAYUP by ALEXANDER-WALKER, NICKEIL |
| 11:28 | | 17-6 | H 11 | GOOD! DUNK by HILL, AHMED |
| 10:51 | | 19-6 | H 13 | GOOD! JUMPER by BLACKSHEAR, KERRY |
| 10:03 | GOOD! FT by FOREMAN, D.J. | 19-7 | H 12 | |
| 10:03 | GOOD! FT by FOREMAN, D.J. | 19-8 | H 11 | |
| 09:48 | | 21-8 | H 13 | GOOD! LAYUP by HORNE, P.J. |
| 08:55 | | 23-8 | H 15 | GOOD! LAYUP by WILKINS, ISAIAH [FB] |
| 08:26 | | 26-8 | H 18 | GOOD! 3PTR by ROBINSON, JUSTIN |
| 08:12 | GOOD! DUNK by FOREMAN, D.J. | 26-10 | H 16 | |
| 08:07 | GOOD! LAYUP by GOODWIN, JORDAN | 26-12 | H 14 | |
| 06:24 | | 28-12 | H 16 | GOOD! LAYUP by ALEXANDER-WALKER, NICKEIL |
| 06:00 | | 29-12 | H 17 | GOOD! FT by ALEXANDER-WALKER, NICKEIL [FB] |
| 05:04 | | 32-12 | H 20 | GOOD! 3PTR by OUTLAW, TY |
| 04:32 | | 34-12 | H 22 | GOOD! LAYUP by ALEXANDER-WALKER, NICKEIL |
| 04:20 | GOOD! FT by FRENCH, HASAHN | 34-13 | H 21 | |
| 03:39 | GOOD! LAYUP by FRENCH, HASAHN | 34-15 | H 19 | |
| 03:20 | | 36-15 | H 21 | GOOD! LAYUP by ALEXANDER-WALKER, NICKEIL |
| 02:16 | GOOD! 3PTR by ISABELL JR., TRAMAINE | 36-18 | H 18 | |
| 01:54 | | 38-18 | H 20 | GOOD! LAYUP by ROBINSON, JUSTIN |
| 00:53 | | 39-18 | H 21 | GOOD! FT by BLACKSHEAR, KERRY |
| 00:53 | | 40-18 | H 22 | GOOD! FT by BLACKSHEAR, KERRY |

Saint Louis 18, Virginia Tech 40

Official Scoring/Possession Reference Chart
Saint Louis vs Virginia Tech
Period 2
March 23, 2019 at SAP Center - San Jose, CA



Period 2

Starters:

Saint Louis: 00 GOODWIN, JORDAN; 1 FOREMAN, D.J.; 2 ISABELL JR., TRAMAINE; 3 BESS, JAVON; 11 FRENCH, HASAHN;

Virginia Tech: 13 HILL, AHMED; 24 BLACKSHEAR, KERRY; 42 OUTLAW, TY; 3 BEDE, WABISSA; 4 ALEXANDER-WALKER, NICKEIL;

| Time | VISITORS: Saint Louis | Score | Margin | HOME: Virginia Tech |
|-------|---|-------|--------|--|
| 19:24 | GOOD! LAYUP by FRENCH, HASAHN | 40-20 | H 20 | |
| 18:55 | GOOD! LAYUP by FOREMAN, D.J. | 40-22 | H 18 | |
| 18:21 | GOOD! LAYUP by FOREMAN, D.J. [FB] | 40-24 | H 16 | |
| 17:14 | GOOD! JUMPER by BESS, JAVON | 40-26 | H 14 | |
| 16:41 | | 43-26 | H 17 | GOOD! 3PTR by ALEXANDER-WALKER, NICKEIL |
| 16:28 | | 44-26 | H 18 | GOOD! FT by ALEXANDER-WALKER, NICKEIL |
| 16:28 | | 45-26 | H 19 | GOOD! FT by ALEXANDER-WALKER, NICKEIL |
| 16:15 | GOOD! FT by FOREMAN, D.J. | 45-27 | H 18 | |
| 16:07 | | 47-27 | H 20 | GOOD! LAYUP by ALEXANDER-WALKER, NICKEIL |
| 15:49 | GOOD! FT by BESS, JAVON | 47-28 | H 19 | |
| 15:49 | GOOD! FT by BESS, JAVON | 47-29 | H 18 | |
| 14:15 | GOOD! LAYUP by GOODWIN, JORDAN | 47-31 | H 16 | |
| 13:37 | GOOD! FT by BESS, JAVON | 47-32 | H 15 | |
| 13:37 | GOOD! FT by BESS, JAVON | 47-33 | H 14 | |
| 13:14 | | 48-33 | H 15 | GOOD! FT by BLACKSHEAR, KERRY |
| 12:50 | GOOD! JUMPER by BESS, JAVON | 48-35 | H 13 | |
| 12:04 | | 50-35 | H 15 | GOOD! LAYUP by HILL, AHMED [FB] |
| 11:05 | | 51-35 | H 16 | GOOD! FT by HILL, AHMED [FB] |
| 10:51 | GOOD! 3PTR by ISABELL JR., TRAMAINE | 51-38 | H 13 | |
| 10:22 | GOOD! 3PTR by ISABELL JR., TRAMAINE | 51-41 | H 10 | |
| 09:58 | | 52-41 | H 11 | GOOD! FT by ROBINSON, JUSTIN |
| 09:58 | | 53-41 | H 12 | GOOD! FT by ROBINSON, JUSTIN |
| 09:45 | GOOD! LAYUP by GOODWIN, JORDAN | 53-43 | H 10 | |
| 08:20 | | 54-43 | H 11 | GOOD! FT by OUTLAW, TY |
| 08:20 | | 55-43 | H 12 | GOOD! FT by OUTLAW, TY |
| 07:37 | | 56-43 | H 13 | GOOD! FT by BLACKSHEAR, KERRY |
| 07:37 | | 57-43 | H 14 | GOOD! FT by BLACKSHEAR, KERRY |
| 07:17 | GOOD! FT by FOREMAN, D.J. | 57-44 | H 13 | |
| 06:58 | | 59-44 | H 15 | GOOD! LAYUP by ALEXANDER-WALKER, NICKEIL |
| 06:35 | GOOD! FT by BESS, JAVON | 59-45 | H 14 | |
| 03:46 | GOOD! LAYUP by ISABELL JR., TRAMAINE [FB] | 59-47 | H 12 | |
| 02:59 | | 60-47 | H 13 | GOOD! FT by BEDE, WABISSA |
| 02:46 | GOOD! DUNK by FRENCH, HASAHN | 60-49 | H 11 | |
| 02:38 | | 61-49 | H 12 | GOOD! FT by BLACKSHEAR, KERRY |
| 02:38 | | 62-49 | H 13 | GOOD! FT by BLACKSHEAR, KERRY |
| 01:21 | | 63-49 | H 14 | GOOD! FT by ROBINSON, JUSTIN |
| 01:21 | | 64-49 | H 15 | GOOD! FT by ROBINSON, JUSTIN |
| 00:19 | GOOD! 3PTR by BESS, JAVON | 64-52 | H 12 | |
| 00:17 | | 65-52 | H 13 | GOOD! FT by BLACKSHEAR, KERRY [FB] |
| 00:17 | | 66-52 | H 14 | GOOD! FT by BLACKSHEAR, KERRY [FB] |

Saint Louis 52, Virginia Tech 66

Official Substitutions Log
Saint Louis vs Virginia Tech
Period 1
March 23, 2019 at SAP Center - San Jose, CA



| VISITORS: Saint Louis | Time | Score | HOME: Virginia Tech |
|----------------------------------|-------|-------|-----------------------------------|
| 00 GOODWIN,JORDAN | | | 13 HILL,AHMED |
| 1 FOREMAN,D.J. | | | 24 BLACKSHEAR,KERRY |
| 2 ISABELL JR., TRAMAINE | | | 42 OUTLAW,TY |
| 3 BESS,JAVON | | | 3 BEDE,WABISSA |
| 11 FRENCH,HASAHN | | | 4 ALEXANDER-WALKER,NICKEIL |
| SUB OUT: 2 ISABELL JR., TRAMAINE | 14:07 | 6-9 | |
| SUB IN: 20 THATCH JR.,FRED | 14:07 | | |
| | 13:39 | 6-11 | SUB OUT: BEDE,WABISSA |
| | 13:39 | | SUB IN: ROBINSON,JUSTIN |
| SUB OUT: 1 FOREMAN,D.J. | 13:39 | | |
| SUB IN: 4 WILEY,DION | 13:39 | | |
| SUB OUT: 00 GOODWIN,JORDAN | 13:20 | 6-11 | |
| SUB IN: 2 ISABELL JR., TRAMAINE | 13:20 | | |
| | 12:35 | 6-12 | SUB OUT: OUTLAW,TY |
| | 12:35 | | SUB IN: WILKINS,ISAIAH |
| SUB OUT: 11 FRENCH,HASAHN | 12:35 | | |
| SUB IN: 1 FOREMAN,D.J. | 12:35 | | |
| SUB OUT: 1 FOREMAN,D.J. | 11:27 | 6-17 | |
| SUB IN: 11 FRENCH,HASAHN | 11:27 | | |
| SUB OUT: 20 THATCH JR.,FRED | 11:10 | 6-17 | |
| SUB IN: 1 FOREMAN,D.J. | 11:10 | | |
| | 10:03 | 7-19 | SUB OUT: BLACKSHEAR,KERRY |
| | 10:03 | | SUB IN: OUTLAW,TY |
| | 10:03 | | SUB OUT: HILL,AHMED |
| | 10:03 | | SUB IN: HORNE,P.J. |
| SUB OUT: 4 WILEY,DION | 10:03 | | |
| SUB IN: 00 GOODWIN,JORDAN | 10:03 | | |
| | 08:45 | 8-23 | SUB OUT: ALEXANDER-WALKER,NICKEIL |
| | 08:45 | | SUB IN: BEDE,WABISSA |
| | 07:24 | 12-26 | SUB OUT: WILKINS,ISAIAH |
| | 07:24 | | SUB IN: BLACKSHEAR,KERRY |
| | 07:24 | | SUB OUT: ROBINSON,JUSTIN |
| | 07:24 | | SUB IN: ALEXANDER-WALKER,NICKEIL |
| | 07:24 | | SUB OUT: HORNE,P.J. |
| | 07:24 | | SUB IN: HILL,AHMED |
| SUB OUT: 3 BESS,JAVON | 07:24 | | |
| SUB IN: 20 THATCH JR.,FRED | 07:24 | | |
| SUB OUT: 1 FOREMAN,D.J. | 06:00 | 12-28 | |
| SUB IN: 3 BESS,JAVON | 06:00 | | |
| SUB OUT: 20 THATCH JR.,FRED | 06:00 | | |
| SUB IN: 23 HANKTON,KC | 06:00 | | |
| | 04:56 | 12-32 | SUB OUT: OUTLAW,TY |
| | 04:56 | | SUB IN: WILKINS,ISAIAH |
| | 04:20 | 12-34 | SUB OUT: BEDE,WABISSA |
| | 04:20 | | SUB IN: ROBINSON,JUSTIN |
| | 04:20 | | SUB OUT: BLACKSHEAR,KERRY |
| | 04:20 | | SUB IN: HORNE,P.J. |
| | 02:55 | 15-36 | SUB OUT: HORNE,P.J. |
| | 02:55 | | SUB IN: BLACKSHEAR,KERRY |
| | 00:58 | 18-38 | SUB OUT: WILKINS,ISAIAH |
| | 00:58 | | SUB IN: BEDE,WABISSA |
| SUB OUT: 2 ISABELL JR., TRAMAINE | 00:58 | | |
| SUB IN: 20 THATCH JR.,FRED | 00:58 | | |
| SUB OUT: 11 FRENCH,HASAHN | 00:58 | | |
| SUB IN: 1 FOREMAN,D.J. | 00:58 | | |
| SUB OUT: 23 HANKTON,KC | 00:58 | | |
| SUB IN: 4 WILEY,DION | 00:58 | | |
| SUB OUT: 1 FOREMAN,D.J. | 00:53 | 18-39 | |
| SUB IN: 11 FRENCH,HASAHN | 00:53 | | |

Saint Louis 18, Virginia Tech 40

Official Substitutions Log
Saint Louis vs Virginia Tech
Period 2
March 23, 2019 at SAP Center - San Jose, CA



| VISITORS: Saint Louis | Time | Score | HOME: Virginia Tech |
|----------------------------------|-------|-------|------------------------------------|
| 00 GOODWIN,JORDAN | | | 13 HILL,AHMED |
| 1 FOREMAN,D.J. | | | 24 BLACKSHEAR,KERRY |
| 2 ISABELL JR., TRAMAINE | | | 42 OUTLAW, TY |
| 3 BESS, JAVON | | | 3 BEDE, WABISSA |
| 11 FRENCH,HASAHN | | | 4 ALEXANDER-WALKER, NICKEIL |
| | 17:44 | 24-40 | SUB OUT: BEDE, WABISSA |
| | 17:44 | | SUB IN: ROBINSON, JUSTIN |
| | 16:15 | 26-45 | SUB OUT: OUTLAW, TY |
| | 16:15 | | SUB IN: WILKINS, ISAIAH |
| | 13:52 | 31-47 | SUB OUT: WILKINS, ISAIAH |
| | 13:52 | | SUB IN: HORNE, P. J. |
| SUB OUT: 11 FRENCH,HASAHN | 13:14 | 33-47 | |
| SUB IN: 20 THATCH JR., FRED | 13:14 | | |
| | 11:33 | 35-50 | SUB OUT: HORNE, P. J. |
| | 11:33 | | SUB IN: OUTLAW, TY |
| SUB OUT: 00 GOODWIN,JORDAN | 11:33 | | |
| SUB IN: 11 FRENCH,HASAHN | 11:33 | | |
| SUB OUT: 1 FOREMAN,D.J. | 11:05 | 35-50 | |
| SUB IN: 00 GOODWIN,JORDAN | 11:05 | | |
| | 09:58 | 41-52 | SUB OUT: HILL, AHMED |
| | 09:58 | | SUB IN: BEDE, WABISSA |
| SUB OUT: 11 FRENCH,HASAHN | 08:20 | 43-53 | |
| SUB IN: 1 FOREMAN,D.J. | 08:20 | | |
| | 08:20 | | SUB OUT: ROBINSON, JUSTIN |
| | 08:20 | | SUB IN: HILL, AHMED |
| | 08:00 | 43-55 | SUB OUT: BEDE, WABISSA |
| | 08:00 | | SUB IN: ROBINSON, JUSTIN |
| SUB OUT: 20 THATCH JR., FRED | 08:00 | | |
| SUB IN: 4 WILEY, DION | 08:00 | | |
| | 07:37 | 43-57 | SUB OUT: ROBINSON, JUSTIN |
| | 07:37 | | SUB IN: BEDE, WABISSA |
| | 07:17 | 43-57 | SUB OUT: HILL, AHMED |
| | 07:17 | | SUB IN: ROBINSON, JUSTIN |
| SUB OUT: 1 FOREMAN,D.J. | 06:35 | 45-59 | |
| SUB IN: 11 FRENCH,HASAHN | 06:35 | | |
| | 05:04 | 45-59 | SUB OUT: ALEXANDER-WALKER, NICKEIL |
| | 05:04 | | SUB IN: HILL, AHMED |
| SUB OUT: 4 WILEY, DION | 04:09 | 45-59 | |
| SUB IN: 20 THATCH JR., FRED | 04:09 | | |
| SUB OUT: 20 THATCH JR., FRED | 02:59 | 47-59 | |
| SUB IN: 1 FOREMAN,D.J. | 02:59 | | |
| | 02:38 | 49-62 | SUB OUT: HILL, AHMED |
| | 02:38 | | SUB IN: ALEXANDER-WALKER, NICKEIL |
| SUB OUT: 1 FOREMAN,D.J. | 01:21 | 49-62 | |
| SUB IN: 15 JACOBS, DEMARIUS | 01:21 | | |
| | 00:56 | 49-64 | SUB OUT: BEDE, WABISSA |
| | 00:56 | | SUB IN: HILL, AHMED |
| | 00:17 | 52-65 | SUB OUT: ROBINSON, JUSTIN |
| | 00:17 | | SUB IN: BEDE, WABISSA |
| SUB OUT: 3 BESS, JAVON | 00:17 | | |
| SUB IN: 31 RABOIN, JACK | 00:17 | | |
| SUB OUT: 2 ISABELL JR., TRAMAINE | 00:17 | | |
| SUB IN: 33 WELMER, ELLIOTT | 00:17 | | |
| | 00:17 | | SUB OUT: OUTLAW, TY |
| | 00:17 | | SUB IN: WILKINS, ISAIAH |
| | 00:17 | | SUB OUT: ALEXANDER-WALKER, NICKEIL |
| | 00:17 | | SUB IN: KABONGO, JONATHAN |
| | 00:17 | | SUB OUT: BLACKSHEAR, KERRY |
| | 00:17 | | SUB IN: HORNE, P. J. |

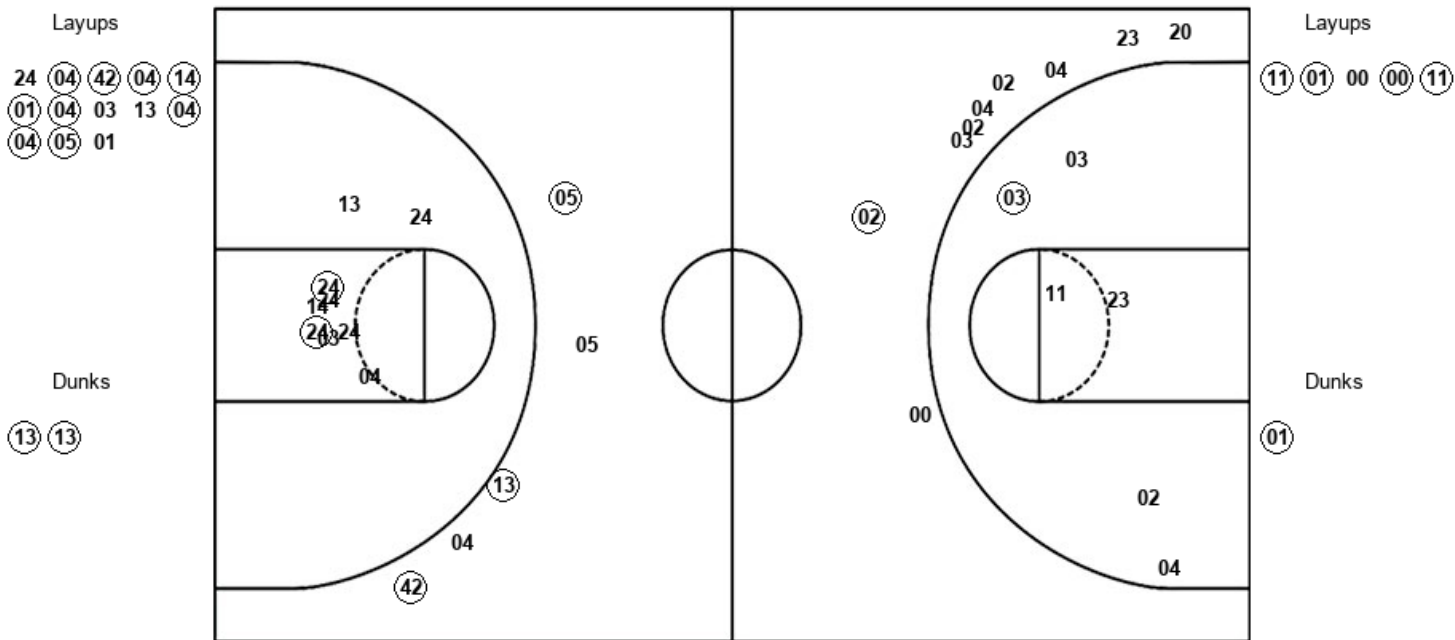
Saint Louis 52, Virginia Tech 66

Official Shot Chart
Saint Louis vs Virginia Tech
PERIOD 1 Shots
 March 23, 2019 at SAP Center - San Jose, CA



Virginia Tech

Saint Louis



| VAT : Period 1 | Made | Att | Pct |
|--------------------------|-----------|-----------|-------------|
| Layups | 9 | 13 | 69.2 |
| Dunks | 2 | 2 | 100.0 |
| 2PT Field Goals | 13 | 24 | 54.2 |
| 3PT Field Goals | 3 | 5 | 60.0 |
| Total Field Goals | 16 | 29 | 55.2 |

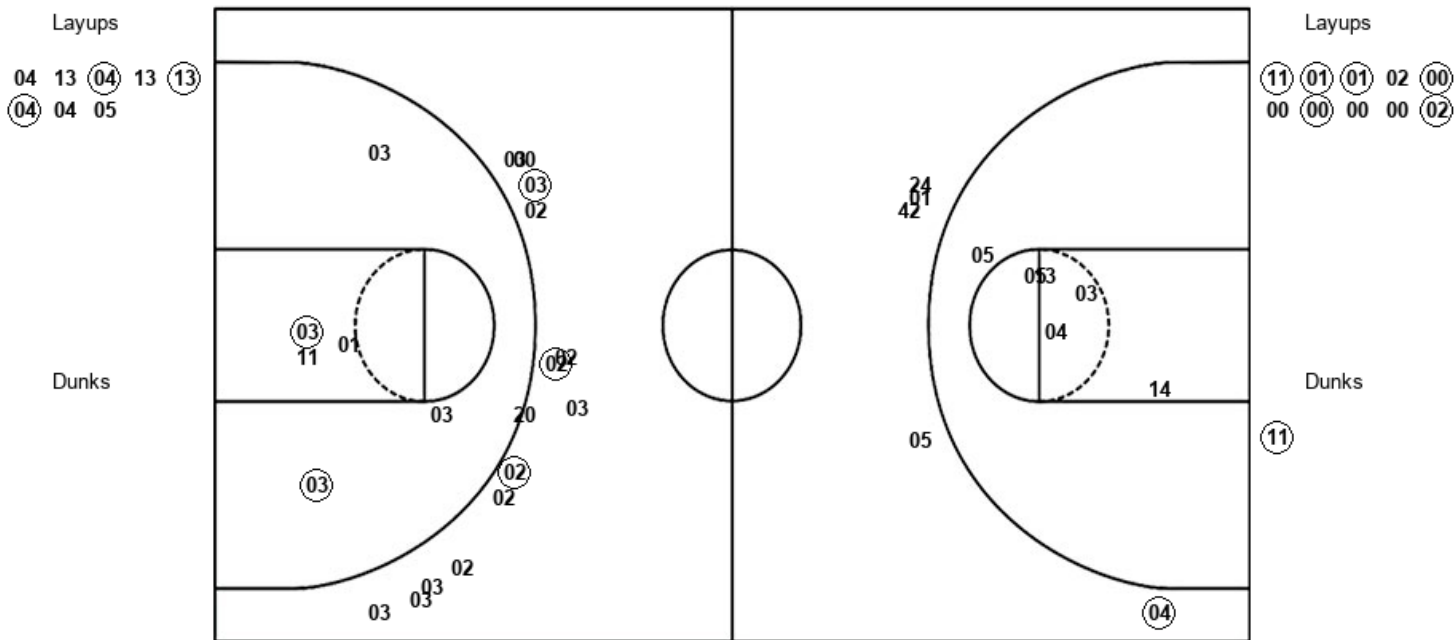
| STL : Period 1 | Made | Att | Pct |
|--------------------------|----------|-----------|-------------|
| Layups | 4 | 5 | 80.0 |
| Dunks | 1 | 1 | 100.0 |
| 2PT Field Goals | 6 | 12 | 50.0 |
| 3PT Field Goals | 1 | 9 | 11.1 |
| Total Field Goals | 7 | 21 | 33.3 |

Official Shot Chart
Saint Louis vs Virginia Tech
PERIOD 2 Shots
 March 23, 2019 at SAP Center - San Jose, CA



Virginia Tech

Saint Louis



| VAT : Period 2 | Made | Att | Pct |
|--------------------------|----------|-----------|-------------|
| Layups | 3 | 8 | 37.5 |
| Dunks | 0 | 0 | 0 |
| 2PT Field Goals | 3 | 14 | 21.4 |
| 3PT Field Goals | 1 | 5 | 20.0 |
| Total Field Goals | 4 | 19 | 21.1 |

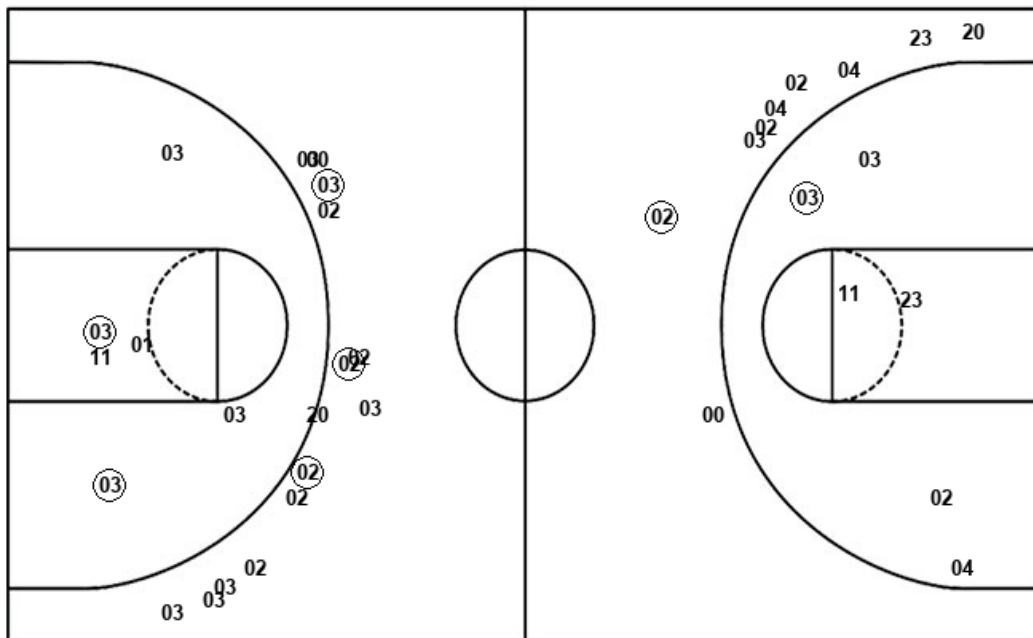
| STL : Period 2 | Made | Att | Pct |
|--------------------------|-----------|-----------|-------------|
| Layups | 6 | 10 | 60.0 |
| Dunks | 1 | 1 | 100.0 |
| 2PT Field Goals | 9 | 17 | 52.9 |
| 3PT Field Goals | 3 | 14 | 21.4 |
| Total Field Goals | 12 | 31 | 38.7 |

Official Shot Chart
Saint Louis vs Virginia Tech
 Saint Louis Team Shots
 March 23, 2019 at SAP Center - San Jose, CA




Layups

Dunks



Layups

Dunks



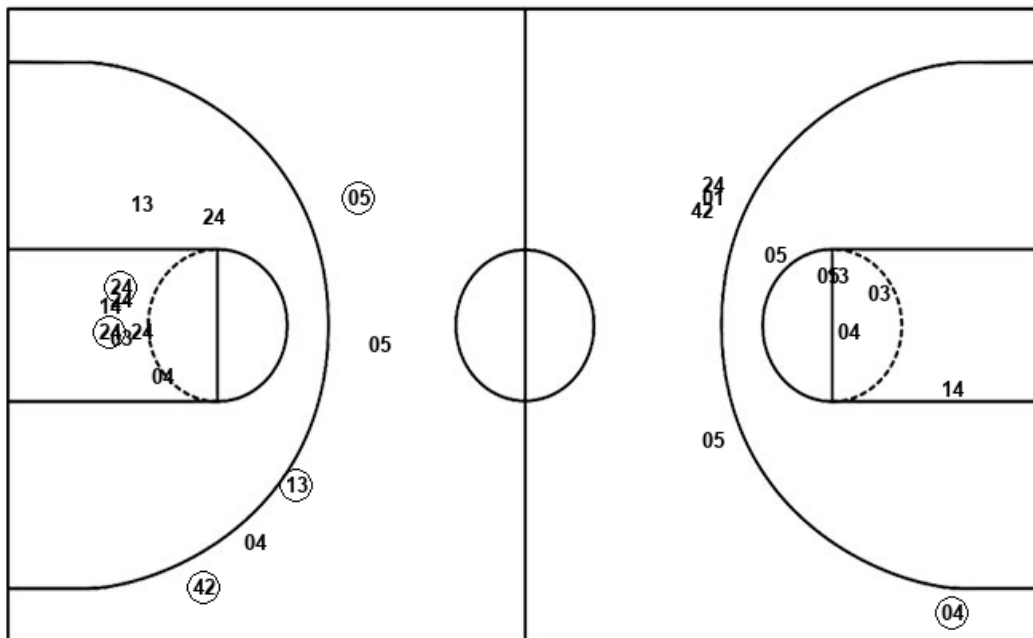
| STL : Period 1 | Made | Att | Pct |
|--------------------------|----------|-----------|-------------|
| Layups | 4 | 5 | 80.0 |
| Dunks | 1 | 1 | 100.0 |
| 2PT Field Goals | 6 | 12 | 50.0 |
| 3PT Field Goals | 1 | 9 | 11.1 |
| Total Field Goals | 7 | 21 | 33.3 |

| STL : Period 2 | Made | Att | Pct |
|--------------------------|-----------|-----------|-------------|
| Layups | 6 | 10 | 60.0 |
| Dunks | 1 | 1 | 100.0 |
| 2PT Field Goals | 9 | 17 | 52.9 |
| 3PT Field Goals | 3 | 14 | 21.4 |
| Total Field Goals | 12 | 31 | 38.7 |

Official Shot Chart
Saint Louis vs Virginia Tech
 Virginia Tech Team Shots
 March 23, 2019 at SAP Center - San Jose, CA



Layups



Layups

24 (04) (42) (04) (14)
 (01) (04) 03 13 (04)
 (04) (05) 01 04 13
 (04) 13 (13) (04) 04
 05

Dunks

Dunks

(13) (13)

| VAT : Period 1 | Made | Att | Pct |
|--------------------------|-----------|-----------|-------------|
| Layups | 9 | 13 | 69.2 |
| Dunks | 2 | 2 | 100.0 |
| 2PT Field Goals | 13 | 24 | 54.2 |
| 3PT Field Goals | 3 | 5 | 60.0 |
| Total Field Goals | 16 | 29 | 55.2 |

| VAT : Period 2 | Made | Att | Pct |
|--------------------------|----------|-----------|-------------|
| Layups | 3 | 8 | 37.5 |
| Dunks | 0 | 0 | 0 |
| 2PT Field Goals | 3 | 14 | 21.4 |
| 3PT Field Goals | 1 | 5 | 20.0 |
| Total Field Goals | 4 | 19 | 21.1 |