

FINAL SCORE



Chattanooga

71



Saint Louis

61

November 24, 2018 • John Paul Jones Arena - Charlottesville, Va.

FINAL STATISTICS

Official Box Score
Chattanooga vs Saint Louis
Game Totals -- Final Statistics
November 24, 2018 at John Paul Jones Arena - Charlottesville, Va.

Chattanooga 71

No.	Player	S	Pts	FG	3FG	FT	OR	DR	TR	PF	A	TO	Blk	Stl	Min	+/-
13	HILL, MORGAN		4	2-4	0-1	0-0	0	0	0	0	1	1	0	0	19	5
14	MELTON, MOLLY		1	0-0	0-0	1-2	0	1	1	1	2	1	0	2	10	2
22	DAVENPORT, SHELBI		2	1-3	0-1	0-0	1	2	3	0	2	1	0	0	15	4
25	CORNELIUS, ABBEY		2	1-1	0-0	0-2	2	3	5	4	0	1	0	1	14	-3
33	BOULDIN, LAKELYN		23	8-14	5-6	2-2	1	3	4	1	1	0	0	0	26	13
00	WOOD, LIZ		0	0-0	0-0	0-0	0	0	0	0	0	0	0	0	2	-5
03	LONG, MYA		2	0-3	0-1	2-2	2	1	3	1	3	4	0	0	16	3
04	WHITAKER, ARIANNE		7	3-7	0-0	1-2	1	1	2	1	0	0	2	0	12	3
05	WILLIAMS, EBONI		7	2-9	1-3	2-6	1	7	8	2	0	2	0	0	21	3
10	PENE, PARE		0	0-1	0-1	0-0	0	0	0	0	0	0	0	0	3	-7
12	DIAL, BRIA		0	0-4	0-2	0-0	2	1	3	1	1	2	0	0	17	-1
23	BURNS, BROOKE		16	5-8	2-2	4-4	0	5	5	2	3	0	0	2	22	25
24	BURKS, NAKEIA		2	1-2	0-0	0-0	0	1	1	0	0	0	0	1	9	-2
32	LEE, ROCHELLE		5	2-3	0-1	1-2	0	3	3	2	0	0	0	0	14	10
TEAM							3	1	4	0		0				
TOTALS			71	25-59	8-18	13-22	13	29	42	15	13	12	2	6	200	

Shooting By Period

Period	FG	FG%	3FG	3FG%	FT	FT%
1st Qtr	4-11	36%	2-4	50%	4-8	50%
2nd Qtr	9-16	56%	4-6	67%	2-2	100%
3rd Qtr	8-17	47%	1-4	25%	2-2	100%
4th Qtr	4-15	27%	1-4	25%	5-10	50%
1st Half	13-27	48%	6-10	60%	6-10	60%
2nd Half	12-32	38%	2-8	25%	7-12	58%
Game	25-59	42.4%	8-18	44.4%	13-22	59.1%

Last FG: 4th-00:21
 Biggest Run: 15-0
 Largest lead: By 24 at 4-07:24
 Technical Fouls: None.

Saint Louis 61

No.	Player	S	Pts	FG	3FG	FT	OR	DR	TR	PF	A	TO	Blk	Stl	Min	+/-
03	HARBISON, CIAJA		8	4-11	0-1	0-0	0	2	2	2	1	5	0	4	30	-20
04	MCMAHAN, KERRI		4	2-6	0-1	0-0	5	5	10	2	4	0	0	0	33	-7
20	FRANTZ, JORDYN		11	4-10	3-6	0-0	0	0	0	5	1	0	0	0	28	-20
24	LINDFORS, AMBER		0	0-2	0-0	0-0	1	2	3	3	0	3	0	0	8	-11
55	ZARS, EVAN		3	1-2	1-2	0-2	0	3	3	1	0	1	0	1	12	-8
05	CLARK, MYIA		13	4-12	3-7	2-2	2	2	4	3	1	3	0	1	24	6
21	RICE, CHLOE		3	1-4	1-4	0-0	0	1	1	1	1	0	0	0	22	5
30	HUGHES, LAURYN		0	0-1	0-0	0-0	1	0	1	1	1	0	0	0	9	6
34	WILKEN, KENDRA		14	4-6	0-0	6-7	0	3	3	1	0	1	0	1	20	-5
42	FLOWERS, BROOKE		5	2-6	0-0	1-3	1	3	4	1	2	0	0	1	13	4
TEAM							0	2	2	0		0				
TOTALS			61	22-60	8-21	9-14	10	23	33	20	11	13	0	8	200	

Shooting By Period

Period	FG	FG%	3FG	3FG%	FT	FT%
1st Qtr	5-12	42%	1-1	100%	1-1	100%
2nd Qtr	5-14	36%	2-5	40%	7-10	70%
3rd Qtr	2-14	14%	1-8	13%	0-0	0%
4th Qtr	10-20	50%	4-7	57%	1-3	33%
1st Half	10-26	38%	3-6	50%	8-11	73%
2nd Half	12-34	35%	5-15	33%	1-3	33%
Game	22-60	36.7%	8-21	38.1%	9-14	64.3%

Last FG: 4th-00:02
 Biggest Run: 10-0
 Largest lead: By 4 at 1-04:33
 Technical Fouls: None.

Game Notes:

Officials: Daryl Humphrey, Angel Stanton, Brandon Enterline
 Attendance: 2589

Start Time: 2018-11-24 21:31:11
 End Time: 2018-11-24 23:16:47
 Game Duration: 105
 Neutral Court;

Score	1st	2nd	3rd	4th	TOT
UTC	14	24	19	14	71
SLU	12	19	5	25	61

UTC led for 32:37. SLU led for 4:51.
 Game was tied for 2:30.
 Times tied: 2 Lead Changes: 3

Points from	UTC	SLU
In the Paint	28	28
Off Turns	12	11
2nd Chance	9	9
Fast Break	10	6
Bench	39	35

Official Box Score
Chattanooga vs Saint Louis
First Half Statistics Only
November 24, 2018 at John Paul Jones Arena - Charlottesville, Va.



Chattanooga 38

No.	Player	S	Pts	FG	3FG	FT	OR	DR	TR	PF	A	TO	Blk	Stl	Min	+/-
00	WOOD, LIZ	0	0	0-0	0-0	0-0	0	0	0	0	0	0	0	0	0	0
03	LONG, MYA	0	0	0-0	0-0	0-0	1	0	1	0	3	3	0	0	8	5
04	WHITAKER, ARIANNE	2	1-3	0-0	0-0	0-0	0	1	1	0	0	0	1	0	5	7
05	WILLIAMS, EBONI	2	1-3	0-1	0-0	0-0	0	2	2	2	0	0	0	0	6	6
10	PENE, PARE	0	0	0-0	0-0	0-0	0	0	0	0	0	0	0	0	0	0
12	DIAL, BRIA	0	0	0-2	0-2	0-0	0	0	0	1	0	1	0	0	6	1
13	HILL, MORGAN	0	0	0-1	0-0	0-0	0	0	0	0	1	1	0	0	9	2
14	MELTON, MOLLY	1	0	0-0	0-0	1-2	0	1	1	1	2	1	0	2	10	2
22	DAVENPORT, SHELBY	2	1-2	0-1	0-0	0-0	0	1	1	0	1	1	0	0	10	-2
23	BURNS, BROOKE	12	4-6	2-2	2-2	2-2	0	4	4	1	2	0	0	1	13	13
24	BURKS, NAKEIA	0	0	0-0	0-0	0-0	0	0	0	0	0	0	0	0	0	0
25	CORNELIUS, ABBEY	0	0	0-0	0-0	0-2	1	2	3	2	0	1	0	1	5	-2
32	LEE, ROCHELLE	1	0	0-0	0-0	1-2	0	0	0	2	0	0	0	0	9	2
33	BOULDIN, LAKELYN	18	6-10	4-4	2-2	2-2	1	2	3	1	1	0	0	0	17	1
	TEAM	0	0	0-0	0-0	0-0	3	0	3	0	0	0	0	0	0	0
	TOTALS	38	13-27	6-10	6-10	6-10	0	0	19	10	10	8	1	4	100	

Shooting By Period

Period	FG	FG%	3FG	3FG%	FT	FT%
1st Qtr	4-11	36%	2-4	50%	4-8	50%
2nd Qtr	9-16	56%	4-6	67%	2-2	100%
1st Half	13-27	48%	6-10	60%	6-10	60%
Game	25-59	42.4%	8-18	44.4%	13-22	59.1%

Last FG Half: UTC 2nd-00:01

Saint Louis 31

No.	Player	S	Pts	FG	3FG	FT	OR	DR	TR	PF	A	TO	Blk	Stl	Min	+/-
21	RICE, CHLOE	0	0	0-1	0-1	0-0	0	0	0	0	0	0	0	0	10	-2
03	HARBISON, CIAJA	4	2-6	0-0	0-0	0-0	0	0	0	2	1	3	0	2	17	-3
04	MCMAHAN, KERRI	4	2-4	0-0	0-0	0-0	3	0	3	2	1	0	0	0	14	-9
20	FRANTZ, JORDYN	9	3-6	3-4	0-0	0-0	0	0	0	2	1	0	0	0	17	-9
24	LINDFORS, AMBER	0	0	0-1	0-0	0-0	0	2	2	2	0	2	0	0	5	-5
30	HUGHES, LAURYN	0	0	0-0	0-0	0-0	0	0	0	0	0	0	0	0	1	-1
05	CLARK, MYIA	2	0	0-1	0-0	2-2	1	0	1	2	1	1	0	1	11	1
34	WILKEN, KENDRA	12	3-4	0-0	6-7	6-7	0	2	2	0	0	1	0	1	11	4
42	FLOWERS, BROOKE	0	0	0-2	0-0	0-0	0	1	1	0	1	0	0	0	5	-6
55	ZARS, EVAN	0	0	0-1	0-1	0-2	0	3	3	0	0	0	0	1	9	-5
	TEAM	0	0	0-0	0-0	0-0	0	1	1	0	0	0	0	0	0	0
	TOTALS	31	10-26	3-6	8-11	8-11	0	0	13	10	5	7	0	5	100	

Shooting By Period

Period	FG	FG%	3FG	3FG%	FT	FT%
1st Qtr	5-12	42%	1-1	100%	1-1	100%
2nd Qtr	5-14	36%	2-5	40%	7-10	70%
1st Half	10-26	38%	3-6	50%	8-11	73%
Game	22-60	36.7%	8-21	38.1%	9-14	64.3%

Last FG Half: SLU 2nd-00:19

Game Notes:

Officials: Daryl Humphrey, Angel Stanton, Brandon Enterline
 Attendance: 2589

Start Time: 2018-11-24 21:31:11
 End Time: 2018-11-24 23:16:47
 Game Duration: 105
 Neutral Court;

Score	1st	2nd	3rd	4th	TOT
UTC	14	24	19	14	71
SLU	12	19	5	25	61

Points from (This Period)	UTC	SLU
In the Paint	12	14
Off Turns	7	6
2nd Chance	5	4
Fast Break	6	2
Bench	17	14

Official Box Score
Chattanooga vs Saint Louis
First Quarter Statistics Only
November 24, 2018 at John Paul Jones Arena - Charlottesville, Va.



Chattanooga 14

No.	Player	S	Pts	FG	3FG	FT	OR	DR	TR	PF	A	TO	Blk	Stl	Min	+/-
13	HILL, MORGAN		0	0-1	0-0	0-0	0	0	0	0	0	0	0	0	5	-2
14	MELTON, MOLLY		1	0-0	0-0	1-2	0	1	1	1	2	1	0	2	10	2
22	DAVENPORT, SHELBY		0	0-1	0-1	0-0	0	0	0	0	0	1	0	0	5	-2
25	CORNELIUS, ABBEY		0	0-0	0-0	0-2	1	2	3	1	0	1	0	0	5	-2
33	BOULDIN, LAKELYN		7	2-4	1-1	2-2	0	2	2	0	0	0	0	0	8	-2
00	WOOD, LIZ		0	0-0	0-0	0-0	0	0	0	0	0	0	0	0	0	0
03	LONG, MYA		0	0-0	0-0	0-0	0	0	0	0	1	1	0	0	2	4
04	WHITAKER, ARIANNE		0	0-0	0-0	0-0	0	0	0	0	0	0	0	0	0	0
05	WILLIAMS, EBONI		2	1-3	0-1	0-0	0	2	2	1	0	0	0	0	5	4
10	PENE, PARE		0	0-0	0-0	0-0	0	0	0	0	0	0	0	0	0	0
12	DIAL, BRIA		0	0-0	0-0	0-0	0	0	0	0	0	0	0	0	0	0
23	BURNS, BROOKE		3	1-2	1-1	0-0	0	0	0	0	0	0	0	1	5	4
24	BURKS, NAKEIA		0	0-0	0-0	0-0	0	0	0	0	0	0	0	0	0	0
32	LEE, ROCHELLE		1	0-0	0-0	1-2	0	0	0	0	0	0	0	0	5	4
	TEAM						1	0	1	0		0				
	TOTALS		14	4-11	2-4	4-8	0	0	9	3	3	4	0	3	50	

Shooting By Period

Period	FG	FG%	3FG	3FG%	FT	FT%
1st Qtr	4-11	36%	2-4	50%	4-8	50%
2nd Qtr	9-16	56%	4-6	67%	2-2	100%
1st Half	4-11	36%	2-4	50%	4-8	50%
1st Half	13-27	48%	6-10	60%	6-10	60%
Game	25-59	42.4%	8-18	44.4%	13-22	59.1%

Saint Louis 12

No.	Player	S	Pts	FG	3FG	FT	OR	DR	TR	PF	A	TO	Blk	Stl	Min	+/-
03	HARBISON, CIAJA		2	1-3	0-0	0-0	0	0	0	2	0	2	0	1	7	2
04	MCMAHAN, KERRI		4	2-3	0-0	0-0	0	0	0	2	1	0	0	0	7	-2
20	FRANTZ, JORDYN		3	1-3	1-1	0-0	0	0	0	1	0	0	0	0	8	-4
24	LINDFORS, AMBER		0	0-1	0-0	0-0	0	2	2	2	0	2	0	0	5	-5
55	ZARS, EVAN		0	0-0	0-0	0-0	0	2	2	0	0	0	0	1	5	0
05	CLARK, MYIA		0	0-0	0-0	0-0	0	0	0	2	0	1	0	1	6	1
21	RICE, CHLOE		0	0-0	0-0	0-0	0	0	0	0	0	0	0	0	5	-4
30	HUGHES, LAURYN		0	0-0	0-0	0-0	0	0	0	0	0	0	0	0	1	-1
34	WILKEN, KENDRA		3	1-2	0-0	1-1	0	1	1	0	0	1	0	1	5	4
42	FLOWERS, BROOKE		0	0-0	0-0	0-0	0	0	0	0	0	0	0	0	1	-1
	TEAM						0	1	1	0		0				
	TOTALS		12	5-12	1-1	1-1	0	0	6	9	1	6	0	4	50	

Shooting By Period

Period	FG	FG%	3FG	3FG%	FT	FT%
1st Qtr	5-12	42%	1-1	100%	1-1	100%
2nd Qtr	5-14	36%	2-5	40%	7-10	70%
1st Half	5-12	42%	1-1	100%	1-1	100%
1st Half	10-26	38%	3-6	50%	8-11	73%
Game	22-60	36.7%	8-21	38.1%	9-14	64.3%

Game Notes:

Officials: Daryl Humphrey, Angel Stanton, Brandon Enterline
 Attendance: 2589

Start Time: 2018-11-24 21:31:11
 End Time: 2018-11-24 23:16:47
 Game Duration: 105
 Neutral Court;

Score	1st	2nd	3rd	4th	TOT
UTC	14	24	19	14	71
SLU	12	19	5	25	61

Points from (This Period)	UTC	SLU
In the Paint	4	8
Off Turns	7	4
2nd Chance	0	0
Fast Break	0	2
Bench	6	3

Official By-By-Play
Chattanooga vs Saint Louis
First Quarter

November 24, 2018 at John Paul Jones Arena - Charlottesville, Va.



Period 1

Starters:

Chattanooga: 13 HILL, MORGAN; 14 MELTON, MOLLY; 22 DAVENPORT, SHELBY; 25 CORNELIUS, ABBEY; 33 BOULDIN, LAKELYN;
Saint Louis: 3 HARBISON, CIAJA; 4 MCMAHAN, KERRI; 20 FRANTZ, JORDYN; 24 LINDFORS, AMBER; 55 ZARS, EVAN;

Time	VISITORS: Chattanooga	Score	Margin	HOME: Saint Louis
09:39				MISSED LAYUP by LINDFORS, AMBER
09:36	REBOUND (DEF) by MELTON, MOLLY			
09:30	MISSED 3PTR by DAVENPORT, SHELBY			
09:26				REBOUND (DEF) by LINDFORS, AMBER
09:06	FOUL (PERSONAL) by CORNELIUS, ABBEY			
09:01				MISSED JUMPER by FRANTZ, JORDYN
08:57	REBOUND (DEF) by BOULDIN, LAKELYN			
08:41	MISSED JUMPER by BOULDIN, LAKELYN			
08:38				REBOUND (DEF) by LINDFORS, AMBER
08:23		2-0	H 2	GOOD! LAYUP by MCMAHAN, KERRI [PNT]
08:10	GOOD! 3PTR by BOULDIN, LAKELYN	2-3	V 1	
08:10	ASSIST by MELTON, MOLLY			
07:48				TURNOVER (LOSTBALL) by LINDFORS, AMBER
07:48	STEAL by MELTON, MOLLY			
07:41	GOOD! LAYUP by BOULDIN, LAKELYN [PNT]	2-5	V 3	
07:41	ASSIST by MELTON, MOLLY			
07:21				MISSED JUMPER by HARBISON, CIAJA
07:16	REBOUND (DEF) by CORNELIUS, ABBEY			
07:04	TURNOVER (BADPASS) by CORNELIUS, ABBEY			
07:04				STEAL by ZARS, EVAN
06:54		4-5	V 1	GOOD! LAYUP by HARBISON, CIAJA
06:37				FOUL (PERSONAL) by FRANTZ, JORDYN
06:37	GOOD! FT by BOULDIN, LAKELYN	4-6	V 2	
06:37				SUB OUT: ZARS, EVAN
06:37				SUB IN: CLARK, MYIA
06:37				SUB OUT: LINDFORS, AMBER
06:37				SUB IN: WILKEN, KENDRA
06:37	GOOD! FT by BOULDIN, LAKELYN	4-7	V 3	
06:24		7-7	T	GOOD! 3PTR by FRANTZ, JORDYN
06:24				ASSIST by MCMAHAN, KERRI
06:00				FOUL (PERSONAL) by MCMAHAN, KERRI
05:48				FOUL (PERSONAL) by CLARK, MYIA
05:36	TURNOVER (LOSTBALL) by DAVENPORT, SHELBY			
05:36				STEAL by WILKEN, KENDRA
05:31		9-7	H 2	GOOD! LAYUP by MCMAHAN, KERRI [FB]
05:14	MISSED LAYUP by HILL, MORGAN			
05:12	REBOUND (OFF) by CORNELIUS, ABBEY			
05:12				FOUL (PERSONAL) by MCMAHAN, KERRI
05:12	MISSED FT by CORNELIUS, ABBEY			
05:12	REBOUND (OFF) by TEAM			
05:12	SUB OUT: HILL, MORGAN			
05:12	SUB IN: WILLIAMS, EBONI			
05:12	SUB OUT: DAVENPORT, SHELBY			
05:12	SUB IN: BURNS, BROOKE			
05:12				SUB OUT: MCMAHAN, KERRI
05:12				SUB IN: ZARS, EVAN
05:12				SUB OUT: FRANTZ, JORDYN
05:12				SUB IN: RICE, CHLOE
05:12	MISSED FT by CORNELIUS, ABBEY			
05:09				REBOUND (DEF) by ZARS, EVAN
04:56				MISSED JUMPER by HARBISON, CIAJA
04:52	REBOUND (DEF) by CORNELIUS, ABBEY			
04:46				FOUL (PERSONAL) by HARBISON, CIAJA
04:46				
04:46	SUB OUT: CORNELIUS, ABBEY			
04:46	SUB IN: LEE, ROCHELLE			
04:46	MISSED FT by MELTON, MOLLY			
04:46	REBOUND (OFF) by TEAM			
04:46	GOOD! FT by MELTON, MOLLY	9-8	H 1	
04:33		11-8	H 3	GOOD! LAYUP by WILKEN, KENDRA [PNT]
04:33	FOUL (PERSONAL) by WILLIAMS, EBONI			
04:33		12-8	H 4	GOOD! FT by WILKEN, KENDRA
04:08	MISSED JUMPER by BOULDIN, LAKELYN			
04:04				REBOUND (DEF) by ZARS, EVAN
03:53	FOUL (PERSONAL) by MELTON, MOLLY			
03:41				TURNOVER (LOSTBALL) by HARBISON, CIAJA
03:41	STEAL by MELTON, MOLLY			
03:35	TURNOVER (LOSTBALL) by MELTON, MOLLY			
03:35				STEAL by HARBISON, CIAJA
03:35				SUB OUT: ZARS, EVAN

Time	VISITORS: Chattanooga	Score	Margin	HOME: Saint Louis
03:35				SUB IN: FRANTZ, JORDYN
03:25				FOUL (OFF) by CLARK, MYIA
03:25				TURNOVER (OFFENSIVE) by CLARK, MYIA
03:19	GOOD! LAYUP by WILLIAMS, EBONI [PNT]	12-10	H 2	
02:57				FOUL (OFF) by HARBISON, CIAJA
02:57				TURNOVER (OFFENSIVE) by HARBISON, CIAJA
02:42	MISSED JUMPER by BURNS, BROOKE			
02:40				REBOUND (DEF) by TEAM
02:40				SUB OUT: HARBISON, CIAJA
02:40				SUB IN: MCMAHAN, KERRI
02:22				TURNOVER (BADPASS) by WILKEN, KENDRA
02:22	STEAL by BURNS, BROOKE			
02:14	MISSED JUMPER by WILLIAMS, EBONI			
02:10				REBOUND (DEF) by WILKEN, KENDRA
01:56				MISSED JUMPER by WILKEN, KENDRA
01:52	REBOUND (DEF) by BOULDIN, LAKELYN			
01:43	MISSED 3PTR by WILLIAMS, EBONI			
01:38	REBOUND (OFF) by TEAM			
01:38	SUB OUT: BOULDIN, LAKELYN			
01:38	SUB IN: LONG, MYA			
01:38				SUB OUT: WILKEN, KENDRA
01:38				SUB IN: LINDFORS, AMBER
01:19	TURNOVER (LOSTBALL) by LONG, MYA			
01:19				STEAL by CLARK, MYIA
01:04				FOUL (OFF) by LINDFORS, AMBER
01:04				TURNOVER (OFFENSIVE) by LINDFORS, AMBER
00:53	GOOD! 3PTR by BURNS, BROOKE	12-13	V 1	
00:53	ASSIST by LONG, MYA			
00:31				MISSED JUMPER by FRANTZ, JORDYN
00:29	REBOUND (DEF) by WILLIAMS, EBONI			
00:29				FOUL (PERSONAL) by LINDFORS, AMBER
00:29	MISSED FT by LEE, ROCHELLE			
00:29	REBOUND (OFF) by TEAM			
00:29				SUB OUT: CLARK, MYIA
00:29				SUB IN: HUGHES, LAURYN
00:29				SUB OUT: LINDFORS, AMBER
00:29				SUB IN: FLOWERS, BROOKE
00:29	GOOD! FT by LEE, ROCHELLE	12-14	V 2	
00:07	SUB OUT: MELTON, MOLLY			
00:07	SUB IN: DIAL, BRIA			
00:04				MISSED JUMPER by MCMAHAN, KERRI
00:01	REBOUND (DEF) by WILLIAMS, EBONI			

Chattanooga 14, Saint Louis 12

Points from (This Period)	UTC	SLU
In the Paint	4	8
Off Turns	7	4
2nd Chance	0	0
Fast Break	0	2
Bench	6	3

Official Box Score
Chattanooga vs Saint Louis
Second Quarter Statistics Only
November 24, 2018 at John Paul Jones Arena - Charlottesville, Va.



Chattanooga 24

No.	Player	S	Pts	FG	3FG	FT	OR	DR	TR	PF	A	TO	Blk	Stl	Min	+/-
13	HILL, MORGAN		0	0-0	0-0	0-0	0	0	0	0	1	1	0	0	4	4
14	MELTON, MOLLY		0	0-0	0-0	0-0	0	0	0	0	0	0	0	0	0	0
22	DAVENPORT, SHELBY		2	1-1	0-0	0-0	0	1	1	0	1	0	0	0	5	0
25	CORNELIUS, ABBEY		0	0-0	0-0	0-0	0	0	0	1	0	0	0	1	0	0
33	BOULDIN, LAKELYN		11	4-6	3-3	0-0	1	0	1	1	1	0	0	0	9	3
00	WOOD, LIZ		0	0-0	0-0	0-0	0	0	0	0	0	0	0	0	0	0
03	LONG, MYA		0	0-0	0-0	0-0	1	0	1	0	2	2	0	0	6	1
04	WHITAKER, ARIANNE		2	1-3	0-0	0-0	0	1	1	0	0	0	1	0	5	7
05	WILLIAMS, EBONI		0	0-0	0-0	0-0	0	0	0	1	0	0	0	0	1	2
10	PENE, PARE		0	0-0	0-0	0-0	0	0	0	0	0	0	0	0	0	0
12	DIAL, BRIA		0	0-2	0-2	0-0	0	0	0	1	0	1	0	0	6	1
23	BURNS, BROOKE		9	3-4	1-1	2-2	0	4	4	1	2	0	0	0	8	9
24	BURKS, NAKEIA		0	0-0	0-0	0-0	0	0	0	0	0	0	0	0	0	0
32	LEE, ROCHELLE		0	0-0	0-0	0-0	0	0	0	2	0	0	0	0	4	-2
	TEAM						2	0	2	0		0				
	TOTALS		24	9-16	4-6	2-2	0	0	10	7	7	4	1	1	50	

Shooting By Period

Period	FG	FG%	3FG	3FG%	FT	FT%
3rd Qtr	8-17	47%	1-4	25%	2-2	100%
4th Qtr	4-15	27%	1-4	25%	5-10	50%
2nd Half	9-16	56%	4-6	67%	2-2	100%
2nd Half	12-32	38%	2-8	25%	7-12	58%
Game	25-59	42.4%	8-18	44.4%	13-22	59.1%

Saint Louis 19

No.	Player	S	Pts	FG	3FG	FT	OR	DR	TR	PF	A	TO	Blk	Stl	Min	+/-
03	HARBISON, CIAJA		2	1-3	0-0	0-0	0	0	0	0	1	1	0	1	10	-5
04	MCMAHAN, KERRI		0	0-1	0-0	0-0	3	0	3	0	0	0	0	0	7	-7
20	FRANTZ, JORDYN		6	2-3	2-3	0-0	0	0	0	1	1	0	0	0	9	-5
24	LINDFORS, AMBER		0	0-0	0-0	0-0	0	0	0	0	0	0	0	0	0	0
55	ZARS, EVAN		0	0-1	0-1	0-2	0	1	1	0	0	0	0	0	4	-5
05	CLARK, MYIA		2	0-1	0-0	2-2	1	0	1	0	1	0	0	0	5	0
21	RICE, CHLOE		0	0-1	0-1	0-0	0	0	0	0	0	0	0	0	5	2
30	HUGHES, LAURYN		0	0-0	0-0	0-0	0	0	0	0	0	0	0	0	0	0
34	WILKEN, KENDRA		9	2-2	0-0	5-6	0	1	1	0	0	0	0	0	6	0
42	FLOWERS, BROOKE		0	0-2	0-0	0-0	0	1	1	0	1	0	0	0	4	-5
	TEAM						0	0	0	0		0				
	TOTALS		19	5-14	2-5	7-10	0	0	7	1	4	1	0	1	50	

Shooting By Period

Period	FG	FG%	3FG	3FG%	FT	FT%
3rd Qtr	2-14	14%	1-8	13%	0-0	0%
4th Qtr	10-20	50%	4-7	57%	1-3	33%
2nd Half	5-14	36%	2-5	40%	7-10	70%
2nd Half	12-34	35%	5-15	33%	1-3	33%
Game	22-60	36.7%	8-21	38.1%	9-14	64.3%

Game Notes:

Officials: Daryl Humphrey, Angel Stanton, Brandon Enterline
 Attendance: 2589

Start Time: 2018-11-24 21:31:11
 End Time: 2018-11-24 23:16:47
 Game Duration: 105
 Neutral Court;

Score	1st	2nd	3rd	4th	TOT
UTC	14	24	19	14	71
SLU	12	19	5	25	61

Points from (This Period)	UTC	SLU
In the Paint	8	6
Off Turns	0	2
2nd Chance	5	4
Fast Break	6	0
Bench	11	11

**Official Play-By-Play
Chattanooga vs Saint Louis
Second Quarter**

November 24, 2018 at John Paul Jones Arena - Charlottesville, Va.



Period 2

Starters:

Chattanooga: 13 HILL,MORGAN; 14 MELTON,MOLLY; 22 DAVENPORT,SHELBY; 25 CORNELIUS,ABBEY; 33 BOULDIN,LAKEYLN;
Saint Louis: 3 HARBISON,CIAJA; 4 MCMAHAN,KERRI; 20 FRANTZ,JORDYN; 24 LINDFORS,AMBER; 55 ZARS,EVAN;

Time	VISITORS: Chattanooga	Score	Margin	HOME: Saint Louis
09:49	GOOD! JUMPER by WHITAKER, ARIANNE	12-16	V 4	
09:49	ASSIST by LONG, MYA			
09:15				MISSED JUMPER by MCMAHAN, KERRI
09:12				REBOUND (OFF) by MCMAHAN, KERRI
09:00	FOUL (PERSONAL) by WILLIAMS, EBONI			
09:00				MISSED FT by ZARS, EVAN
09:00				REBOUND (OFF) by TEAM
09:00	SUB OUT: WILLIAMS, EBONI			
09:00	SUB IN: BOULDIN, LAKEYLN			
09:00				MISSED FT by ZARS, EVAN
08:56	REBOUND (DEF) by WHITAKER, ARIANNE			
08:48	MISSED JUMPER by BURNS, BROOKE			
08:43				REBOUND (DEF) by ZARS, EVAN
08:35				MISSED LAYUP by FLOWERS, BROOKE
08:32	REBOUND (DEF) by BURNS, BROOKE			
08:28	GOOD! 3PTR by BOULDIN, LAKEYLN [FB]	12-19	V 7	
08:28	ASSIST by LONG, MYA			
08:05				MISSED 3PTR by ZARS, EVAN
08:03				REBOUND (OFF) by MCMAHAN, KERRI
08:03	FOUL (PERSONAL) by BURNS, BROOKE			
08:02				MISSED 3PTR by FRANTZ, JORDYN
07:57	REBOUND (DEF) by BURNS, BROOKE			
07:49	MISSED LAYUP by WHITAKER, ARIANNE			
07:45	REBOUND (OFF) by LONG, MYA			
07:33	GOOD! 3PTR by BOULDIN, LAKEYLN	12-22	V 10	
07:33	ASSIST by BURNS, BROOKE			
07:20		15-22	V 7	GOOD! 3PTR by FRANTZ, JORDYN
07:20				ASSIST by FLOWERS, BROOKE
07:01	MISSED LAYUP by WHITAKER, ARIANNE			
06:59				REBOUND (DEF) by FLOWERS, BROOKE
06:41		17-22	V 5	GOOD! LAYUP by HARBISON, CIAJA [PNT]
06:30	GOOD! LAYUP by BURNS, BROOKE [PNT]	17-24	V 7	
06:11				MISSED LAYUP by FLOWERS, BROOKE
06:11	BLOCK by WHITAKER, ARIANNE			
06:06	REBOUND (DEF) by BURNS, BROOKE			
05:58	FOUL (OFF) by DIAL, BRIA			
05:58	TURNOVER (OFFENSIVE) by DIAL, BRIA			
05:58	SUB OUT: WHITAKER, ARIANNE			
05:58	SUB IN: CORNELIUS, ABBEY			
05:58				SUB OUT: FLOWERS, BROOKE
05:58				SUB IN: RICE, CHLOE
05:58				SUB OUT: ZARS, EVAN
05:58				SUB IN: WILKEN, KENDRA
05:45				TURNOVER (LOSTBALL) by HARBISON, CIAJA
05:45	STEAL by CORNELIUS, ABBEY			
05:40	TURNOVER (TRAVEL) by LONG, MYA			
05:29	FOUL (PERSONAL) by CORNELIUS, ABBEY			
05:29				MISSED FT by WILKEN, KENDRA
05:29				REBOUND (OFF) by TEAM
05:29	SUB OUT: CORNELIUS, ABBEY			
05:29	SUB IN: DAVENPORT, SHELBY			
05:29	SUB OUT: BURNS, BROOKE			
05:29	SUB IN: LEE, ROCHELLE			
05:29				SUB OUT: MCMAHAN, KERRI
05:29				SUB IN: CLARK, MYIA
05:29		18-24	V 6	GOOD! FT by WILKEN, KENDRA
05:09	MISSED JUMPER by BOULDIN, LAKEYLN			
05:06	REBOUND (OFF) by TEAM			
05:01	MISSED JUMPER by BOULDIN, LAKEYLN			
04:58				REBOUND (DEF) by WILKEN, KENDRA
04:50		21-24	V 3	GOOD! 3PTR by FRANTZ, JORDYN
04:50				ASSIST by HARBISON, CIAJA
04:34	MISSED 3PTR by DIAL, BRIA			
04:31	REBOUND (OFF) by TEAM			
04:31				
04:23	TURNOVER (LOSTBALL) by LONG, MYA			
04:14				MISSED 3PTR by RICE, CHLOE
04:12				REBOUND (OFF) by CLARK, MYIA
04:12	FOUL (PERSONAL) by BOULDIN, LAKEYLN			
04:12		22-24	V 2	GOOD! FT by CLARK, MYIA

Time	VISITORS: Chattanooga	Score	Margin	HOME: Saint Louis
04:12		23-24	V 1	GOOD! FT by CLARK, MYIA
03:48	MISSED 3PTR by DIAL, BRIA			
03:42	REBOUND (OFF) by BOULDIN, LAKELYN			
03:41	GOOD! LAYUP by BOULDIN, LAKELYN	23-26	V 3	
03:36	SUB OUT: DIAL, BRIA			
03:36	SUB IN: HILL, MORGAN			
03:36	SUB OUT: LONG, MYA			
03:36	SUB IN: BURNS, BROOKE			
03:24				MISSED JUMPER by CLARK, MYIA
03:21	REBOUND (DEF) by BURNS, BROOKE			
03:02	GOOD! 3PTR by BOULDIN, LAKELYN	23-29	V 6	
03:02	ASSIST by BURNS, BROOKE			
02:43	FOUL (PERSONAL) by LEE, ROCHELLE			
02:43		24-29	V 5	GOOD! FT by WILKEN, KENDRA
02:43		25-29	V 4	GOOD! FT by WILKEN, KENDRA
02:33				FOUL (PERSONAL) by FRANTZ, JORDYN
02:33	GOOD! FT by BURNS, BROOKE	25-30	V 5	
02:33				SUB OUT: FRANTZ, JORDYN
02:33				SUB IN: MCMAHAN, KERRI
02:33	GOOD! FT by BURNS, BROOKE	25-31	V 6	
02:16		27-31	V 4	GOOD! LAYUP by WILKEN, KENDRA
02:16				ASSIST by CLARK, MYIA
02:00	GOOD! LAYUP by BURNS, BROOKE (PNT)	27-33	V 6	
02:00	ASSIST by DAVENPORT, SHELBIE			
01:30				MISSED JUMPER by HARBISON, CIAJA
01:27				REBOUND (OFF) by MCMAHAN, KERRI
01:09	FOUL (PERSONAL) by LEE, ROCHELLE			
01:09		28-33	V 5	GOOD! FT by WILKEN, KENDRA
01:09	SUB OUT: LEE, ROCHELLE			
01:09	SUB IN: WHITAKER, ARIANNE			
01:09				SUB OUT: RICE, CHLOE
01:09				SUB IN: FRANTZ, JORDYN
01:09		29-33	V 4	GOOD! FT by WILKEN, KENDRA
00:54	TURNOVER (BADPASS) by HILL, MORGAN			
00:54				STEAL by HARBISON, CIAJA
00:48				MISSED LAYUP by HARBISON, CIAJA
00:45	REBOUND (DEF) by DAVENPORT, SHELBIE			
00:40	GOOD! 3PTR by BURNS, BROOKE (FB)	29-36	V 7	
00:40	ASSIST by HILL, MORGAN			
00:19		31-36	V 5	GOOD! LAYUP by WILKEN, KENDRA
00:19				ASSIST by FRANTZ, JORDYN
00:01	GOOD! LAYUP by DAVENPORT, SHELBIE	31-38	V 7	
00:01	ASSIST by BOULDIN, LAKELYN			

Chattanooga 38, Saint Louis 31

Points from (This Period)	UTC	SLU
In the Paint	8	6
Off Turns	0	2
2nd Chance	5	4
Fast Break	6	0
Bench	11	11

Official Box Score
Chattanooga vs Saint Louis
Second Half Statistics Only
November 24, 2018 at John Paul Jones Arena - Charlottesville, Va.



Chattanooga 33

No.	Player	S	Pts	FG	3FG	FT	OR	DR	TR	PF	A	TO	Blk	Stl	Min	+/-
00	WOOD, LIZ		0	0-0	0-0	0-0	0	0	0	0	0	0	0	0	2	-5
03	LONG, MYA		2	0-3	0-1	2-2	1	1	2	1	0	1	0	0	8	-2
04	WHITAKER, ARIANNE		5	2-4	0-0	1-2	1	0	1	1	0	0	1	0	7	-4
05	WILLIAMS, EBONI		5	1-6	1-2	2-6	1	5	6	0	0	2	0	0	15	-3
10	PENE, PARE		0	0-1	0-1	0-0	0	0	0	0	0	0	0	0	3	-7
12	DIAL, BRIA		0	0-2	0-0	0-0	2	1	3	0	1	1	0	0	10	-2
13	HILL, MORGAN		4	2-3	0-1	0-0	0	0	0	0	0	0	0	0	11	3
14	MELTON, MOLLY		0	0-0	0-0	0-0	0	0	0	0	0	0	0	0	0	0
22	DAVENPORT, SHELBI		0	0-1	0-0	0-0	1	1	2	0	1	0	0	0	5	6
23	BURNS, BROOKE		4	1-2	0-0	2-2	0	1	1	1	1	0	0	1	9	12
24	BURKS, NAKEIA		2	1-2	0-0	0-0	0	1	1	0	0	0	0	1	8	-2
25	CORNELIUS, ABBEY		2	1-1	0-0	0-0	1	1	2	2	0	0	0	0	8	-1
32	LEE, ROCHELLE		4	2-3	0-1	0-0	0	3	3	0	0	0	0	0	5	8
33	BOULDIN, LAKELYN		5	2-4	1-2	0-0	0	1	1	0	0	0	0	0	9	12
	TEAM		0	0-0	0-0	0-0	0	1	1	0	0	0	0	0	0	0
	TOTALS		33	12-32	2-8	7-12	0	0	23	5	3	4	1	2	100	

Shooting By Period

Period	FG	FG%	3FG	3FG%	FT	FT%
3rd Qtr	8-17	47%	1-4	25%	2-2	100%
4th Qtr	4-15	27%	1-4	25%	5-10	50%
2nd Half	12-32	38%	2-8	25%	7-12	58%
Game	25-59	42.4%	8-18	44.4%	13-22	59.1%

Last FG Half: UTC 4th-00:21

Saint Louis 30

No.	Player	S	Pts	FG	3FG	FT	OR	DR	TR	PF	A	TO	Blk	Stl	Min	+/-
21	RICE, CHLOE		3	1-3	1-3	0-0	0	1	1	1	1	0	0	0	12	7
03	HARBISON, CIAJA		4	2-5	0-1	0-0	0	2	2	0	0	2	0	2	13	-17
04	MCMAHAN, KERRI		0	0-2	0-1	0-0	2	5	7	0	3	0	0	0	19	2
20	FRANTZ, JORDYN		2	1-4	0-2	0-0	0	0	0	3	0	0	0	0	11	-11
24	LINDFORS, AMBER		0	0-1	0-0	0-0	1	0	1	1	0	1	0	0	4	-6
30	HUGHES, LAURYN		0	0-1	0-0	0-0	1	0	1	1	1	0	0	0	8	7
05	CLARK, MYIA		11	4-11	3-7	0-0	1	2	3	1	0	2	0	0	12	5
34	WILKEN, KENDRA		2	1-2	0-0	0-0	0	1	1	1	0	0	0	0	9	-9
42	FLOWERS, BROOKE		5	2-4	0-0	1-3	1	2	3	1	1	0	0	1	8	10
55	ZARS, EVAN		3	1-1	1-1	0-0	0	0	0	1	0	1	0	0	3	-3
	TEAM		0	0-0	0-0	0-0	0	1	1	0	0	0	0	0	0	0
	TOTALS		30	12-34	5-15	1-3	0	0	20	10	6	6	0	3	100	

Shooting By Period

Period	FG	FG%	3FG	3FG%	FT	FT%
3rd Qtr	2-14	14%	1-8	13%	0-0	0%
4th Qtr	10-20	50%	4-7	57%	1-3	33%
2nd Half	12-34	35%	5-15	33%	1-3	33%
Game	22-60	36.7%	8-21	38.1%	9-14	64.3%

Last FG Half: SLU 4th-00:02

Game Notes:

Officials: Daryl Humphrey, Angel Stanton, Brandon Enterline
Attendance: 2589

Start Time: 2018-11-24 21:31:11
End Time: 2018-11-24 23:16:47
Game Duration: 105
Neutral Court;

Score	1st	2nd	3rd	4th	TOT
UTC	14	24	19	14	71
SLU	12	19	5	25	61

Points from (This Period)	UTC	SLU
In the Paint	16	14
Off Turns	5	5
2nd Chance	4	5
Fast Break	4	4
Bench	22	21

Official Box Score
Chattanooga vs Saint Louis
Third Quarter Statistics Only
November 24, 2018 at John Paul Jones Arena - Charlottesville, Va.



Chattanooga 33

No.	Player	S	Pts	FG	3FG	FT	OR	DR	TR	PF	A	TO	Blk	Stl	Min	+/-
13	HILL, MORGAN		2	1-2	0-1	0-0	0	0	0	0	0	0	0	0	8	10
14	MELTON, MOLLY		0	0-0	0-0	0-0	0	0	0	0	0	0	0	0	0	0
22	DAVENPORT, SHELBY		0	0-1	0-0	0-0	1	1	2	0	1	0	0	0	5	6
25	CORNELIUS, ABBEY		2	1-1	0-0	0-0	1	1	2	1	0	0	0	0	5	6
33	BOULDIN, LAKELYN		5	2-4	1-2	0-0	0	1	1	0	0	0	0	0	9	12
00	WOOD, LIZ		0	0-0	0-0	0-0	0	0	0	0	0	0	0	0	0	0
03	LONG, MYA		0	0-1	0-0	0-0	0	0	0	0	0	0	0	0	1	2
04	WHITAKER, ARIANNE		0	0-0	0-0	0-0	0	0	0	0	0	0	0	0	0	0
05	WILLIAMS, EBONI		0	0-1	0-0	0-0	0	2	2	0	0	1	0	0	5	8
10	PENE, PARE		0	0-0	0-0	0-0	0	0	0	0	0	0	0	0	0	0
12	DIAL, BRIA		0	0-1	0-0	0-0	0	0	0	0	0	0	0	0	2	4
23	BURNS, BROOKE		4	1-2	0-0	2-2	0	1	1	1	1	0	0	1	9	12
24	BURKS, NAKEIA		2	1-1	0-0	0-0	0	0	0	0	0	0	0	1	1	2
32	LEE, ROCHELLE		4	2-3	0-1	0-0	0	3	3	0	0	0	0	0	5	8
	TEAM						0	0	0	0		0				
	TOTALS		19	8-17	1-4	2-2	0	0	11	2	2	1	0	2	50	

Shooting By Period

Period	FG	FG%	3FG	3FG%	FT	FT%
2nd Half	0-0	0%	0-0	0%	0-0	0%
Game	25-59	42.4%	8-18	44.4%	13-22	59.1%

Saint Louis 30

No.	Player	S	Pts	FG	3FG	FT	OR	DR	TR	PF	A	TO	Blk	Stl	Min	+/-
03	HARBISON, CIAJA		2	1-2	0-1	0-0	0	2	2	0	0	2	0	1	10	-14
04	MCMAHAN, KERRI		0	0-2	0-1	0-0	1	3	4	0	1	0	0	0	10	-14
20	FRANTZ, JORDYN		0	0-3	0-2	0-0	0	0	0	1	0	0	0	0	8	-10
24	LINDFORS, AMBER		0	0-1	0-0	0-0	1	0	1	1	0	1	0	0	4	-6
55	ZARS, EVAN		3	1-1	1-1	0-0	0	0	0	1	0	1	0	0	3	-3
05	CLARK, MYIA		0	0-3	0-2	0-0	1	1	2	1	0	2	0	0	5	-9
21	RICE, CHLOE		0	0-1	0-1	0-0	0	0	0	0	0	0	0	0	2	-4
30	HUGHES, LAURYN		0	0-0	0-0	0-0	0	0	0	0	0	0	0	0	0	0
34	WILKEN, KENDRA		0	0-0	0-0	0-0	0	0	0	0	0	0	0	0	6	-8
42	FLOWERS, BROOKE		0	0-1	0-0	0-0	0	0	0	0	0	0	0	0	1	-2
	TEAM						0	1	1	0		0				
	TOTALS		5	2-14	1-8	0-0	0	0	10	4	1	6	0	1	50	

Shooting By Period

Period	FG	FG%	3FG	3FG%	FT	FT%
2nd Half	0-0	0%	0-0	0%	0-0	0%
Game	22-60	36.7%	8-21	38.1%	9-14	64.3%

Game Notes:

Officials: Daryl Humphrey, Angel Stanton, Brandon Enterline
Attendance: 2589

Start Time: 2018-11-24 21:31:11
End Time: 2018-11-24 23:16:47
Game Duration: 105
Neutral Court;

Score	1st	2nd	3rd	4th	TOT
UTC	14	24	19	14	71
SLU	12	19	5	25	61

Points from (This Period)	UTC	SLU
In the Paint	12	2
Off Turns	5	0
2nd Chance	2	0
Fast Break	2	2
Bench	10	0

Official Play-By-Play
Chattanooga vs Saint Louis
Third Quarter
November 24, 2018 at John Paul Jones Arena - Charlottesville, Va.



Period 3

Starters:

Chattanooga: 13 HILL, MORGAN; 14 MELTON, MOLLY; 22 DAVENPORT, SHELBY; 25 CORNELIUS, ABBEY; 33 BOULDIN, LAKELYN;
Saint Louis: 3 HARBISON, CIAJA; 4 MCMAHAN, KERRI; 20 FRANTZ, JORDYN; 24 LINDFORS, AMBER; 55 ZARS, EVAN;

Time	VISITORS: Chattanooga	Score	Margin	HOME: Saint Louis
09:49				FOUL (OFF) by ZARS, EVAN
09:49				TURNOVER (OFFENSIVE) by ZARS, EVAN
09:32	MISSED JUMPER by BURNS, BROOKE			
09:28				REBOUND (DEF) by HARBISON, CIAJA
09:26		33-38	V 5	GOOD! JUMPER by HARBISON, CIAJA [FB/PNT]
09:11	GOOD! JUMPER by BOULDIN, LAKELYN	33-40	V 7	
08:40				MISSED 3PTR by MCMAHAN, KERRI
08:35	REBOUND (DEF) by DAVENPORT, SHELBY			
08:25	MISSED 3PTR by HILL, MORGAN			
08:20	REBOUND (OFF) by CORNELIUS, ABBEY			
07:59	GOOD! LAYUP by HILL, MORGAN [PNT]	33-42	V 9	
07:39		36-42	V 6	GOOD! 3PTR by ZARS, EVAN
07:39				ASSIST by MCMAHAN, KERRI
07:21	GOOD! LAYUP by BURNS, BROOKE	36-44	V 8	
07:01				MISSED 3PTR by FRANTZ, JORDYN
06:57	REBOUND (DEF) by BOULDIN, LAKELYN			
06:40	GOOD! LAYUP by CORNELIUS, ABBEY	36-46	V 10	
06:40	ASSIST by BURNS, BROOKE			
06:35				TIMEOUT 30SEC
06:35				
06:35				SUB OUT: ZARS, EVAN
06:35				SUB IN: CLARK, MYIA
06:35				SUB OUT: WILKEN, KENDRA
06:35				SUB IN: LINDFORS, AMBER
06:28				TURNOVER (TRAVEL) by HARBISON, CIAJA
06:18	GOOD! 3PTR by BOULDIN, LAKELYN	36-49	V 13	
06:18	ASSIST by DAVENPORT, SHELBY			
05:59				MISSED LAYUP by FRANTZ, JORDYN
05:56	REBOUND (DEF) by CORNELIUS, ABBEY			
05:43	MISSED JUMPER by BOULDIN, LAKELYN			
05:39				REBOUND (DEF) by HARBISON, CIAJA
05:34				FOUL (OFF) by LINDFORS, AMBER
05:34				TURNOVER (OFFENSIVE) by LINDFORS, AMBER
05:29	MISSED LAYUP by DAVENPORT, SHELBY			
05:26	REBOUND (OFF) by DAVENPORT, SHELBY			
05:24	MISSED 3PTR by BOULDIN, LAKELYN			
05:20				REBOUND (DEF) by CLARK, MYIA
05:11				MISSED 3PTR by CLARK, MYIA
05:05				REBOUND (OFF) by MCMAHAN, KERRI
04:58	FOUL (PERSONAL) by CORNELIUS, ABBEY			
04:58	SUB OUT: DAVENPORT, SHELBY			
04:58	SUB IN: LEE, ROCHELLE			
04:58	SUB OUT: CORNELIUS, ABBEY			
04:58	SUB IN: WILLIAMS, EBONI			
04:45				MISSED 3PTR by HARBISON, CIAJA
04:42	REBOUND (DEF) by WILLIAMS, EBONI			
04:21	GOOD! LAYUP by LEE, ROCHELLE [PNT]	36-51	V 15	
04:02				MISSED 3PTR by CLARK, MYIA
03:59				REBOUND (OFF) by CLARK, MYIA
03:57				FOUL (OFF) by CLARK, MYIA
03:57				TURNOVER (OFFENSIVE) by CLARK, MYIA
03:42	MISSED JUMPER by WILLIAMS, EBONI			
03:38				REBOUND (DEF) by MCMAHAN, KERRI
03:15				MISSED JUMPER by MCMAHAN, KERRI
03:12				REBOUND (OFF) by LINDFORS, AMBER
03:10				MISSED JUMPER by LINDFORS, AMBER
03:05	REBOUND (DEF) by LEE, ROCHELLE			
03:03				FOUL (PERSONAL) by FRANTZ, JORDYN
03:03	GOOD! FT by BURNS, BROOKE [FB]	36-52	V 16	
03:03				SUB OUT: LINDFORS, AMBER
03:03				SUB IN: WILKEN, KENDRA
03:03	GOOD! FT by BURNS, BROOKE [FB]	36-53	V 17	
02:47				MISSED 3PTR by FRANTZ, JORDYN
02:42	REBOUND (DEF) by WILLIAMS, EBONI			
02:41	TURNOVER (BADPASS) by WILLIAMS, EBONI			
02:41				STEAL by HARBISON, CIAJA
02:26				MISSED LAYUP by CLARK, MYIA
02:23	REBOUND (DEF) by BURNS, BROOKE			
02:13	MISSED 3PTR by LEE, ROCHELLE			
02:09				REBOUND (DEF) by TEAM

Time	VISITORS: Chattanooga	Score	Margin	HOME: Saint Louis
02:09				SUB OUT: FRANTZ, JORDYN
02:09				SUB IN: RICE, CHLOE
02:09	SUB OUT: HILL, MORGAN			
02:09	SUB IN: DIAL, BRIA			
01:54				TURNOVER (BADPASS) by CLARK, MYIA
01:54	STEAL by BURNS, BROOKE			
01:44	GOOD! LAYUP by LEE, ROCHELLE [PNT]	36-55	V 19	
01:26	FOUL (PERSONAL) by BURNS, BROOKE			
01:26	SUB OUT: BOULDIN, LAKELYN			
01:26	SUB IN: BURKS, NAKEIA			
01:26	SUB OUT: BURNS, BROOKE			
01:26	SUB IN: LONG, MYA			
01:26				SUB OUT: CLARK, MYIA
01:26				SUB IN: FLOWERS, BROOKE
01:20				MISSED LAYUP by FLOWERS, BROOKE
01:17	REBOUND (DEF) by LEE, ROCHELLE			
01:05	MISSED LAYUP by DIAL, BRIA			
01:01				REBOUND (DEF) by MCMAHAN, KERRI
00:49				TURNOVER (BADPASS) by HARBISON, CIAJA
00:49	STEAL by BURKS, NAKEIA			
00:36	MISSED LAYUP by LONG, MYA			
00:32				REBOUND (DEF) by MCMAHAN, KERRI
00:16				MISSED 3PTR by RICE, CHLOE
00:12	REBOUND (DEF) by LEE, ROCHELLE			
00:00	GOOD! LAYUP by BURKS, NAKEIA [PNT]	36-57	V 21	

Chattanooga 57, Saint Louis 36

Points from (This Period)	UTC	SLU
In the Paint	12	2
Off Turns	5	0
2nd Chance	2	0
Fast Break	2	2
Bench	10	0

Official Box Score
Chattanooga vs Saint Louis
Fourth Quarter Statistics Only
November 24, 2018 at John Paul Jones Arena - Charlottesville, Va.



Chattanooga 14

No.	Player	S	Pts	FG	3FG	FT	OR	DR	TR	PF	A	TO	Blk	Stl	Min	+/-
13	HILL, MORGAN		2	1-1	0-0	0-0	0	0	0	0	0	0	0	0	3	-7
14	MELTON, MOLLY		0	0-0	0-0	0-0	0	0	0	0	0	0	0	0	0	0
22	DAVENPORT, SHELBY		0	0-0	0-0	0-0	0	0	0	0	0	0	0	0	0	0
25	CORNELIUS, ABBEY		0	0-0	0-0	0-0	0	0	0	1	0	0	0	0	3	-7
33	BOULDIN, LAKELYN		0	0-0	0-0	0-0	0	0	0	0	0	0	0	0	0	0
00	WOOD, LIZ		0	0-0	0-0	0-0	0	0	0	0	0	0	0	0	2	-5
03	LONG, MYA		2	0-2	0-1	2-2	1	1	2	1	0	1	0	0	7	-4
04	WHITAKER, ARIANNE		5	2-4	0-0	1-2	1	0	1	1	0	0	1	0	7	-4
05	WILLIAMS, EBONI		5	1-5	1-2	2-6	1	3	4	0	0	1	0	0	10	-11
10	PENE, PARE		0	0-1	0-1	0-0	0	0	0	0	0	0	0	0	3	-7
12	DIAL, BRIA		0	0-1	0-0	0-0	2	1	3	0	1	1	0	0	8	-6
23	BURNS, BROOKE		0	0-0	0-0	0-0	0	0	0	0	0	0	0	0	0	0
24	BURKS, NAKEIA		0	0-1	0-0	0-0	0	1	1	0	0	0	0	0	7	-4
32	LEE, ROCHELLE		0	0-0	0-0	0-0	0	0	0	0	0	0	0	0	0	0
	TEAM						0	1	1	0		0				
	TOTALS		14	4-15	1-4	5-10	0	0	12	3	1	3	1	0	50	

Shooting By Period

Period	FG	FG%	3FG	3FG%	FT	FT%
Game	25-59	42.4%	8-18	44.4%	13-22	59.1%

Saint Louis 25

No.	Player	S	Pts	FG	3FG	FT	OR	DR	TR	PF	A	TO	Blk	Stl	Min	+/-
03	HARBISON, CIAJA		2	1-3	0-0	0-0	0	0	0	0	0	0	0	1	3	-3
04	MCMAHAN, KERRI		0	0-0	0-0	0-0	1	2	3	0	2	0	0	0	9	16
20	FRANTZ, JORDYN		2	1-1	0-0	0-0	0	0	0	2	0	0	0	0	3	-1
24	LINDFORS, AMBER		0	0-0	0-0	0-0	0	0	0	0	0	0	0	0	0	0
55	ZARS, EVAN		0	0-0	0-0	0-0	0	0	0	0	0	0	0	0	0	0
05	CLARK, MYIA		11	4-8	3-5	0-0	0	1	1	0	0	0	0	0	7	14
21	RICE, CHLOE		3	1-2	1-2	0-0	0	1	1	1	1	0	0	0	10	11
30	HUGHES, LAURYN		0	0-1	0-0	0-0	1	0	1	1	1	0	0	0	8	7
34	WILKEN, KENDRA		2	1-2	0-0	0-0	0	1	1	1	0	0	0	0	3	-1
42	FLOWERS, BROOKE		5	2-3	0-0	1-3	1	2	3	1	1	0	0	1	7	12
	TEAM						0	0	0	0		0				
	TOTALS		25	10-20	4-7	1-3	0	0	10	6	5	0	0	2	50	

Shooting By Period

Period	FG	FG%	3FG	3FG%	FT	FT%
Game	22-60	36.7%	8-21	38.1%	9-14	64.3%

Game Notes:

Officials: Daryl Humphrey, Angel Stanton, Brandon Enterline
Attendance: 2589

Start Time: 2018-11-24 21:31:11
End Time: 2018-11-24 23:16:47
Game Duration: 105
Neutral Court;

Score	1st	2nd	3rd	4th	TOT
UTC	14	24	19	14	71
SLU	12	19	5	25	61

Points from (This Period)	UTC	SLU
In the Paint	4	12
Off Turns	0	5
2nd Chance	2	5
Fast Break	2	2
Bench	12	21

Official Play-By-Play
Chattanooga vs Saint Louis
Fourth Quarter
November 24, 2018 at John Paul Jones Arena - Charlottesville, Va.



Period 4

Starters:

Chattanooga: 13 HILL,MORGAN; 14 MELTON,MOLLY; 22 DAVENPORT,SHELBY; 25 CORNELIUS,ABBEY; 33 BOULDIN,LAKELYN;
Saint Louis: 3 HARBISON,CIAJA; 4 MCMAHAN,KERRI; 20 FRANTZ,JORDYN; 24 LINDFORS,AMBER; 55 ZARS,EVAN;

Time	VISITORS: Chattanooga	Score	Margin	HOME: Saint Louis
09:40	MISSED LAYUP by BURKS, NAKEIA			
09:37	REBOUND (OFF) by WHITAKER, ARIANNE			
09:32	TURNOVER (TRAVEL) by LONG, MYA			
09:22		38-57	V 19	GOOD! LAYUP by FLOWERS, BROOKE [PNT]
09:22	FOUL (PERSONAL) by WHITAKER, ARIANNE			
09:22				MISSED FT by FLOWERS, BROOKE
09:20	REBOUND (DEF) by BURKS, NAKEIA			
09:02	GOOD! JUMPER by WHITAKER, ARIANNE	38-59	V 21	
08:45		40-59	V 19	GOOD! LAYUP by HARBISON, CIAJA
08:31				FOUL (PERSONAL) by FLOWERS, BROOKE
08:31	MISSED FT by WHITAKER, ARIANNE			
08:31	REBOUND (OFF) by TEAM			
08:31				SUB OUT: FLOWERS, BROOKE
08:31				SUB IN: WILKEN, KENDRA
08:31				SUB OUT: MCMAHAN, KERRI
08:31				SUB IN: FRANTZ, JORDYN
08:31	GOOD! FT by WHITAKER, ARIANNE	40-60	V 20	
08:22				MISSED JUMPER by WILKEN, KENDRA
08:22	BLOCK by WHITAKER, ARIANNE			
08:17	REBOUND (DEF) by TEAM			
08:04	MISSED JUMPER by WHITAKER, ARIANNE			
08:01	REBOUND (OFF) by LONG, MYA			
08:01				FOUL (PERSONAL) by FRANTZ, JORDYN
08:01	GOOD! FT by LONG, MYA	40-61	V 21	
08:01	GOOD! FT by LONG, MYA	40-62	V 22	
07:50				MISSED JUMPER by HARBISON, CIAJA
07:46	REBOUND (DEF) by WILLIAMS, EBONI			
07:35	TURNOVER (BADPASS) by WILLIAMS, EBONI			
07:35				STEAL by HARBISON, CIAJA
07:31				MISSED LAYUP by HARBISON, CIAJA
07:28	REBOUND (DEF) by LONG, MYA			
07:24	GOOD! LAYUP by WHITAKER, ARIANNE [FB]	40-64	V 24	
07:24	ASSIST by DIAL, BRIA			
07:09				MISSED JUMPER by HUGHES, LAURYN
07:07	REBOUND (DEF) by TEAM			
07:07				FOUL (PERSONAL) by WILKEN, KENDRA
07:07				SUB OUT: HARBISON, CIAJA
07:07				SUB IN: MCMAHAN, KERRI
07:07				SUB OUT: HUGHES, LAURYN
07:07				SUB IN: CLARK, MYIA
06:43	MISSED JUMPER by WHITAKER, ARIANNE			
06:29				REBOUND (DEF) by RICE, CHLOE
06:28		42-64	V 22	GOOD! LAYUP by WILKEN, KENDRA
06:20	MISSED JUMPER by WILLIAMS, EBONI			
06:14	REBOUND (OFF) by DIAL, BRIA			
06:13	MISSED LAYUP by DIAL, BRIA			
06:10				REBOUND (DEF) by MCMAHAN, KERRI
06:09	FOUL (PERSONAL) by LONG, MYA			
06:06		44-64	V 20	GOOD! LAYUP by FRANTZ, JORDYN
05:59	MISSED LAYUP by LONG, MYA			
05:56				REBOUND (DEF) by WILKEN, KENDRA
05:53				SUB OUT: WILKEN, KENDRA
05:53				SUB IN: FLOWERS, BROOKE
05:53	TIMEOUT 30SEC			
05:53				
05:48				MISSED 3PTR by RICE, CHLOE
05:44	REBOUND (DEF) by WILLIAMS, EBONI			
05:28	MISSED LAYUP by WILLIAMS, EBONI			
05:25	REBOUND (OFF) by WILLIAMS, EBONI			
05:25				FOUL (PERSONAL) by FRANTZ, JORDYN
05:25				SUB OUT: FRANTZ, JORDYN
05:25				SUB IN: HUGHES, LAURYN
05:25	MISSED FT by WILLIAMS, EBONI			
05:25	REBOUND (OFF) by TEAM			
05:25	MISSED FT by WILLIAMS, EBONI			
05:22	REBOUND (OFF) by DIAL, BRIA			
05:22	TURNOVER (BADPASS) by DIAL, BRIA			
05:22				STEAL by FLOWERS, BROOKE
05:00		47-64	V 17	GOOD! 3PTR by CLARK, MYIA
05:00				ASSIST by FLOWERS, BROOKE

Time	VISITORS: Chattanooga	Score	Margin	HOME: Saint Louis
04:37	MISSED 3PTR by LONG, MYA			
04:33				REBOUND (DEF) by CLARK, MYIA
04:21		50-64	V 14	GOOD! 3PTR by CLARK, MYIA
04:21				ASSIST by RICE, CHLOE
03:58	GOOD! 3PTR by WILLIAMS, EBONI	50-67	V 17	
03:31				MISSED LAYUP by FLOWERS, BROOKE
03:28	REBOUND (DEF) by DIAL, BRIA			
03:17	MISSED JUMPER by WILLIAMS, EBONI			
03:14				REBOUND (DEF) by FLOWERS, BROOKE
03:09	SUB OUT: WHITAKER, ARIANNE			
03:09	SUB IN: CORNELIUS, ABBEY			
03:09	SUB OUT: LONG, MYA			
03:09	SUB IN: HILL, MORGAN			
02:49				MISSED 3PTR by CLARK, MYIA
02:45				REBOUND (OFF) by FLOWERS, BROOKE
02:44				MISSED JUMPER by CLARK, MYIA
02:40	REBOUND (DEF) by WILLIAMS, EBONI			
02:40				FOUL (PERSONAL) by HUGHES, LAURYN
02:40	MISSED FT by WILLIAMS, EBONI			
02:40	REBOUND (OFF) by TEAM			
02:40	SUB OUT: BURKS, NAKEIA			
02:40	SUB IN: PENE, PARE			
02:40	GOOD! FT by WILLIAMS, EBONI	50-68	V 18	
02:24	FOUL (PERSONAL) by CORNELIUS, ABBEY			
02:24				MISSED FT by FLOWERS, BROOKE
02:24				REBOUND (OFF) by TEAM
02:24		51-68	V 17	GOOD! FT by FLOWERS, BROOKE
02:04	MISSED 3PTR by WILLIAMS, EBONI			
02:01				REBOUND (DEF) by FLOWERS, BROOKE
01:57		53-68	V 15	GOOD! LAYUP by CLARK, MYIA [FB/PNT]
01:46				FOUL (PERSONAL) by RICE, CHLOE
01:46	MISSED FT by WILLIAMS, EBONI			
01:46	REBOUND (OFF) by TEAM			
01:46	SUB OUT: DIAL, BRIA			
01:46	SUB IN: WOOD, LIZ			
01:46	GOOD! FT by WILLIAMS, EBONI	53-69	V 16	
01:37				MISSED JUMPER by CLARK, MYIA
01:34				REBOUND (OFF) by HUGHES, LAURYN
01:33		55-69	V 14	GOOD! JUMPER by FLOWERS, BROOKE
01:33				ASSIST by HUGHES, LAURYN
01:02	MISSED 3PTR by PENE, PARE			
00:57				REBOUND (DEF) by MCMAHAN, KERRI
00:51		58-69	V 11	GOOD! 3PTR by CLARK, MYIA
00:51				ASSIST by MCMAHAN, KERRI
00:21	GOOD! LAYUP by HILL, MORGAN [PNT]	58-71	V 13	
00:07				MISSED 3PTR by CLARK, MYIA
00:04				REBOUND (OFF) by MCMAHAN, KERRI
00:02		61-71	V 10	GOOD! 3PTR by RICE, CHLOE
00:02				ASSIST by MCMAHAN, KERRI

Chattanooga 71, Saint Louis 61

Points from (This Period)	UTC	SLU
In the Paint	4	12
Off Turns	0	5
2nd Chance	2	5
Fast Break	2	2
Bench	12	21

Official Scoring/Possession Reference Chart
Chattanooga vs Saint Louis
Period 1
November 24, 2018 at John Paul Jones Arena - Charlottesville, Va.



Period 1

Starters:

Chattanooga: 13 HILL, MORGAN; 14 MELTON, MOLLY; 22 DAVENPORT, SHELBY; 25 CORNELIUS, ABBEY; 33 BOULDIN, LAKELYN;
Saint Louis: 3 HARBISON, CIAJA; 4 MCMAHAN, KERRI; 20 FRANTZ, JORDYN; 24 LINDFORS, AMBER; 55 ZARS, EVAN;

Time	VISITORS: Chattanooga	Score	Margin	HOME: Saint Louis
08:23		2-0	H 2	GOOD! LAYUP by MCMAHAN, KERRI [PNT]
08:10	GOOD! 3PTR by BOULDIN, LAKELYN	2-3	V 1	
07:41	GOOD! LAYUP by BOULDIN, LAKELYN [PNT]	2-5	V 3	
06:54		4-5	V 1	GOOD! LAYUP by HARBISON, CIAJA
06:37	GOOD! FT by BOULDIN, LAKELYN	4-6	V 2	
06:37	GOOD! FT by BOULDIN, LAKELYN	4-7	V 3	
06:24		7-7	T	GOOD! 3PTR by FRANTZ, JORDYN
05:31		9-7	H 2	GOOD! LAYUP by MCMAHAN, KERRI [FB]
04:46	GOOD! FT by MELTON, MOLLY	9-8	H 1	
04:33		11-8	H 3	GOOD! LAYUP by WILKEN, KENDRA [PNT]
04:33		12-8	H 4	GOOD! FT by WILKEN, KENDRA
03:19	GOOD! LAYUP by WILLIAMS, EBONI [PNT]	12-10	H 2	
00:53	GOOD! 3PTR by BURNS, BROOKE	12-13	V 1	
00:29	GOOD! FT by LEE, ROCHELLE	12-14	V 2	

Chattanooga 14, Saint Louis 12

Official Scoring/Possession Reference Chart
Chattanooga vs Saint Louis
Period 2
November 24, 2018 at John Paul Jones Arena - Charlottesville, Va.



Period 2

Starters:

Chattanooga: 13 HILL,MORGAN; 14 MELTON,MOLLY; 22 DAVENPORT,SHELBIE; 25 CORNELIUS,ABBEY; 33 BOULDIN,LAKELYN;

Saint Louis: 3 HARBISON,CIAJA; 4 MCMAHAN,KERRI; 20 FRANTZ,JORDYN; 24 LINDFORS,AMBER; 55 ZARS,EVAN;

Time	VISITORS: Chattanooga	Score	Margin	HOME: Saint Louis
09:49	GOOD! JUMPER by WHITAKER, ARIANNE	12-16	V 4	
08:28	GOOD! 3PTR by BOULDIN, LAKELYN [FB]	12-19	V 7	
07:33	GOOD! 3PTR by BOULDIN, LAKELYN	12-22	V 10	
07:20		15-22	V 7	GOOD! 3PTR by FRANTZ, JORDYN
06:41		17-22	V 5	GOOD! LAYUP by HARBISON, CIAJA [PNT]
06:30	GOOD! LAYUP by BURNS, BROOKE [PNT]	17-24	V 7	
05:29		18-24	V 6	GOOD! FT by WILKEN, KENDRA
04:50		21-24	V 3	GOOD! 3PTR by FRANTZ, JORDYN
04:12		22-24	V 2	GOOD! FT by CLARK, MYIA
04:12		23-24	V 1	GOOD! FT by CLARK, MYIA
03:41	GOOD! LAYUP by BOULDIN, LAKELYN	23-26	V 3	
03:02	GOOD! 3PTR by BOULDIN, LAKELYN	23-29	V 6	
02:43		24-29	V 5	GOOD! FT by WILKEN, KENDRA
02:43		25-29	V 4	GOOD! FT by WILKEN, KENDRA
02:33	GOOD! FT by BURNS, BROOKE	25-30	V 5	
02:33	GOOD! FT by BURNS, BROOKE	25-31	V 6	
02:16		27-31	V 4	GOOD! LAYUP by WILKEN, KENDRA
02:00	GOOD! LAYUP by BURNS, BROOKE [PNT]	27-33	V 6	
01:09		28-33	V 5	GOOD! FT by WILKEN, KENDRA
01:09		29-33	V 4	GOOD! FT by WILKEN, KENDRA
00:40	GOOD! 3PTR by BURNS, BROOKE [FB]	29-36	V 7	
00:19		31-36	V 5	GOOD! LAYUP by WILKEN, KENDRA
00:01	GOOD! LAYUP by DAVENPORT, SHELBIE	31-38	V 7	

Chattanooga 38, Saint Louis 31

Official Scoring/Possession Reference Chart
Chattanooga vs Saint Louis
Period 3
November 24, 2018 at John Paul Jones Arena - Charlottesville, Va.



Period 3

Starters:

Chattanooga: 13 HILL, MORGAN; 14 MELTON, MOLLY; 22 DAVENPORT, SHELBY; 25 CORNELIUS, ABBEY; 33 BOULDIN, LAKELYN;

Saint Louis: 3 HARBISON, CIAJA; 4 MCMAHAN, KERRI; 20 FRANTZ, JORDYN; 24 LINDFORS, AMBER; 55 ZARS, EVAN;

Time	VISITORS: Chattanooga	Score	Margin	HOME: Saint Louis
09:26		33-38	V 5	GOOD! JUMPER by HARBISON, CIAJA [FB/PNT]
09:11	GOOD! JUMPER by BOULDIN, LAKELYN	33-40	V 7	
07:59	GOOD! LAYUP by HILL, MORGAN [PNT]	33-42	V 9	
07:39		36-42	V 6	GOOD! 3PTR by ZARS, EVAN
07:21	GOOD! LAYUP by BURNS, BROOKE	36-44	V 8	
06:40	GOOD! LAYUP by CORNELIUS, ABBEY	36-46	V 10	
06:18	GOOD! 3PTR by BOULDIN, LAKELYN	36-49	V 13	
04:21	GOOD! LAYUP by LEE, ROCHELLE [PNT]	36-51	V 15	
03:03	GOOD! FT by BURNS, BROOKE [FB]	36-52	V 16	
03:03	GOOD! FT by BURNS, BROOKE [FB]	36-53	V 17	
01:44	GOOD! LAYUP by LEE, ROCHELLE [PNT]	36-55	V 19	
00:00	GOOD! LAYUP by BURKS, NAKEIA [PNT]	36-57	V 21	

Chattanooga 57, Saint Louis 36

Official Scoring/Possession Reference Chart
Chattanooga vs Saint Louis
Period 4
November 24, 2018 at John Paul Jones Arena - Charlottesville, Va.



Period 4

Starters:

Chattanooga: 13 HILL,MORGAN; 14 MELTON,MOLLY; 22 DAVENPORT,SHELBIE; 25 CORNELIUS,ABBAY; 33 BOULDIN,LAKELYN;

Saint Louis: 3 HARBISON,CIAJA; 4 MCMAHAN,KERRI; 20 FRANTZ,JORDYN; 24 LINDFORS,AMBER; 55 ZARS,EVAN;

Time	VISITORS: Chattanooga	Score	Margin	HOME: Saint Louis
09:22		38-57	V 19	GOOD! LAYUP by FLOWERS, BROOKE [PNT]
09:02	GOOD! JUMPER by WHITAKER, ARIANNE	38-59	V 21	
08:45		40-59	V 19	GOOD! LAYUP by HARBISON, CIAJA
08:31	GOOD! FT by WHITAKER, ARIANNE	40-60	V 20	
08:01	GOOD! FT by LONG, MYA	40-61	V 21	
08:01	GOOD! FT by LONG, MYA	40-62	V 22	
07:24	GOOD! LAYUP by WHITAKER, ARIANNE [FB]	40-64	V 24	
06:28		42-64	V 22	GOOD! LAYUP by WILKEN, KENDRA
06:06		44-64	V 20	GOOD! LAYUP by FRANTZ, JORDYN
05:00		47-64	V 17	GOOD! 3PTR by CLARK, MYIA
04:21		50-64	V 14	GOOD! 3PTR by CLARK, MYIA
03:58	GOOD! 3PTR by WILLIAMS, EBONI	50-67	V 17	
02:40	GOOD! FT by WILLIAMS, EBONI	50-68	V 18	
02:24		51-68	V 17	GOOD! FT by FLOWERS, BROOKE
01:57		53-68	V 15	GOOD! LAYUP by CLARK, MYIA [FB/PNT]
01:46	GOOD! FT by WILLIAMS, EBONI	53-69	V 16	
01:33		55-69	V 14	GOOD! JUMPER by FLOWERS, BROOKE
00:51		58-69	V 11	GOOD! 3PTR by CLARK, MYIA
00:21	GOOD! LAYUP by HILL, MORGAN [PNT]	58-71	V 13	
00:02		61-71	V 10	GOOD! 3PTR by RICE, CHLOE

Chattanooga 71, Saint Louis 61

Official Substitutions Log
Chattanooga vs Saint Louis
Period 1
November 24, 2018 at John Paul Jones Arena - Charlottesville, Va.

VISITORS: Chattanooga	Time	Score	HOME: Saint Louis
13 HILL,MORGAN			3 HARBISON,CIAJA
14 MELTON,MOLLY			4 MCMAHAN,KERRI
22 DAVENPORT,SHELBY			20 FRANTZ,JORDYN
25 CORNELIUS,ABBEY			24 LINDFORS,AMBER
33 BOULDIN,LAKELYN			55 ZARS,EVAN
	06:37	6-4	SUB OUT: ZARS,EVAN
	06:37		SUB IN: CLARK,MYIA
	06:37		SUB OUT: LINDFORS,AMBER
	06:37		SUB IN: WILKEN,KENDRA
SUB OUT: 13 HILL,MORGAN	05:12	7-9	
SUB IN: 5 WILLIAMS,EBONI	05:12		
SUB OUT: 22 DAVENPORT,SHELBY	05:12		
SUB IN: 23 BURNS,BROOKE	05:12		
	05:12		SUB OUT: MCMAHAN,KERRI
	05:12		SUB IN: ZARS,EVAN
	05:12		SUB OUT: FRANTZ,JORDYN
	05:12		SUB IN: RICE,CHLOE
SUB OUT: 25 CORNELIUS,ABBEY	04:46	7-9	
SUB IN: 32 LEE,ROCHELLE	04:46		
	03:35	8-12	SUB OUT: ZARS,EVAN
	03:35		SUB IN: FRANTZ,JORDYN
	02:40	10-12	SUB OUT: HARBISON,CIAJA
	02:40		SUB IN: MCMAHAN,KERRI
SUB OUT: 33 BOULDIN,LAKELYN	01:38	10-12	
SUB IN: 3 LONG,MYA	01:38		
	01:38		SUB OUT: WILKEN,KENDRA
	01:38		SUB IN: LINDFORS,AMBER
	00:29	13-12	SUB OUT: CLARK,MYIA
	00:29		SUB IN: HUGHES,LAURYN
	00:29		SUB OUT: LINDFORS,AMBER
	00:29		SUB IN: FLOWERS,BROOKE
SUB OUT: 14 MELTON,MOLLY	00:07	14-12	
SUB IN: 12 DIAL,BRIA	00:07		

Chattanooga 14, Saint Louis 12

Official Substitutions Log
Chattanooga vs Saint Louis
Period 2
November 24, 2018 at John Paul Jones Arena - Charlottesville, Va.

VISITORS: Chattanooga	Time	Score	HOME: Saint Louis
13 HILL, MORGAN			3 HARBISON, CIAJA
14 MELTON, MOLLY			4 MCMAHAN, KERRI
22 DAVENPORT, SHELBY			20 FRANTZ, JORDYN
25 CORNELIUS, ABBEY			24 LINDFORS, AMBER
33 BOULDIN, LAKELYN			55 ZARS, EVAN
SUB OUT: 5 WILLIAMS, EBONI	09:00	16-12	
SUB IN: 33 BOULDIN, LAKELYN	09:00		
SUB OUT: 4 WHITAKER, ARIANNE	05:58	24-17	
SUB IN: 25 CORNELIUS, ABBEY	05:58		
	05:58		SUB OUT: FLOWERS, BROOKE
	05:58		SUB IN: RICE, CHLOE
	05:58		SUB OUT: ZARS, EVAN
	05:58		SUB IN: WILKEN, KENDRA
SUB OUT: 25 CORNELIUS, ABBEY	05:29	24-17	
SUB IN: 22 DAVENPORT, SHELBY	05:29		
SUB OUT: 23 BURNS, BROOKE	05:29		
SUB IN: 32 LEE, ROCHELLE	05:29		
	05:29		SUB OUT: MCMAHAN, KERRI
	05:29		SUB IN: CLARK, MYIA
SUB OUT: 12 DIAL, BRIA	03:36	26-23	
SUB IN: 13 HILL, MORGAN	03:36		
SUB OUT: 3 LONG, MYA	03:36		
SUB IN: 23 BURNS, BROOKE	03:36		
	02:33	30-25	SUB OUT: FRANTZ, JORDYN
	02:33		SUB IN: MCMAHAN, KERRI
SUB OUT: 32 LEE, ROCHELLE	01:09	33-28	
SUB IN: 4 WHITAKER, ARIANNE	01:09		
	01:09		SUB OUT: RICE, CHLOE
	01:09		SUB IN: FRANTZ, JORDYN

Chattanooga 38, Saint Louis 31

Official Substitutions Log
Chattanooga vs Saint Louis
Period 3
November 24, 2018 at John Paul Jones Arena - Charlottesville, Va.

VISITORS: Chattanooga	Time	Score	HOME: Saint Louis
13 HILL, MORGAN			3 HARBISON, CIAJA
14 MELTON, MOLLY			4 MCMAHAN, KERRI
22 DAVENPORT, SHELBI E			20 FRANTZ, JORDYN
25 CORNELIUS, ABBEY			24 LINDFORS, AMBER
33 BOULDIN, LAKELYN			55 ZARS, EVAN
	06:35	46-36	SUB OUT: ZARS, EVAN
	06:35		SUB IN: CLARK, MYIA
	06:35		SUB OUT: WILKEN, KENDRA
	06:35		SUB IN: LINDFORS, AMBER
SUB OUT: 22 DAVENPORT, SHELBI E	04:58	49-36	
SUB IN: 32 LEE, ROCHELLE	04:58		
SUB OUT: 25 CORNELIUS, ABBEY	04:58		
SUB IN: 5 WILLIAMS, EBONI	04:58		
	03:03	52-36	SUB OUT: LINDFORS, AMBER
	03:03		SUB IN: WILKEN, KENDRA
	02:09	53-36	SUB OUT: FRANTZ, JORDYN
	02:09		SUB IN: RICE, CHLOE
SUB OUT: 13 HILL, MORGAN	02:09		
SUB IN: 12 DIAL, BRIA	02:09		
SUB OUT: 33 BOULDIN, LAKELYN	01:26	55-36	
SUB IN: 24 BURKS, NAKEIA	01:26		
SUB OUT: 23 BURNS, BROOKE	01:26		
SUB IN: 3 LONG, MYA	01:26		
	01:26		SUB OUT: CLARK, MYIA
	01:26		SUB IN: FLOWERS, BROOKE

Chattanooga 57, Saint Louis 36


**Official Substitutions Log
Chattanooga vs Saint Louis
Period 4**

November 24, 2018 at John Paul Jones Arena - Charlottesville, Va.

VISITORS: Chattanooga	Time	Score	HOME: Saint Louis
13 HILL, MORGAN			3 HARBISON, CIAJA
14 MELTON, MOLLY			4 MCMAHAN, KERRI
22 DAVENPORT, SHELBI			20 FRANTZ, JORDYN
25 CORNELIUS, ABBEY			24 LINDFORS, AMBER
33 BOULDIN, LAKELYN			55 ZARS, EVAN
	08:31	59-40	SUB OUT: FLOWERS, BROOKE
	08:31		SUB IN: WILKEN, KENDRA
	08:31		SUB OUT: MCMAHAN, KERRI
	08:31		SUB IN: FRANTZ, JORDYN
	07:07	64-40	SUB OUT: HARBISON, CIAJA
	07:07		SUB IN: MCMAHAN, KERRI
	07:07		SUB OUT: HUGHES, LAURYN
	07:07		SUB IN: CLARK, MYIA
	05:53	64-44	SUB OUT: WILKEN, KENDRA
	05:53		SUB IN: FLOWERS, BROOKE
	05:25	64-44	SUB OUT: FRANTZ, JORDYN
	05:25		SUB IN: HUGHES, LAURYN
SUB OUT: 4 WHITAKER, ARIANNE	03:09	67-50	
SUB IN: 25 CORNELIUS, ABBEY	03:09		
SUB OUT: 3 LONG, MYA	03:09		
SUB IN: 13 HILL, MORGAN	03:09		
SUB OUT: 24 BURKS, NAKEIA	02:40	67-50	
SUB IN: 10 PENE, PARE	02:40		
SUB OUT: 12 DIAL, BRIA	01:46	68-53	
SUB IN: 00 WOOD, LIZ	01:46		

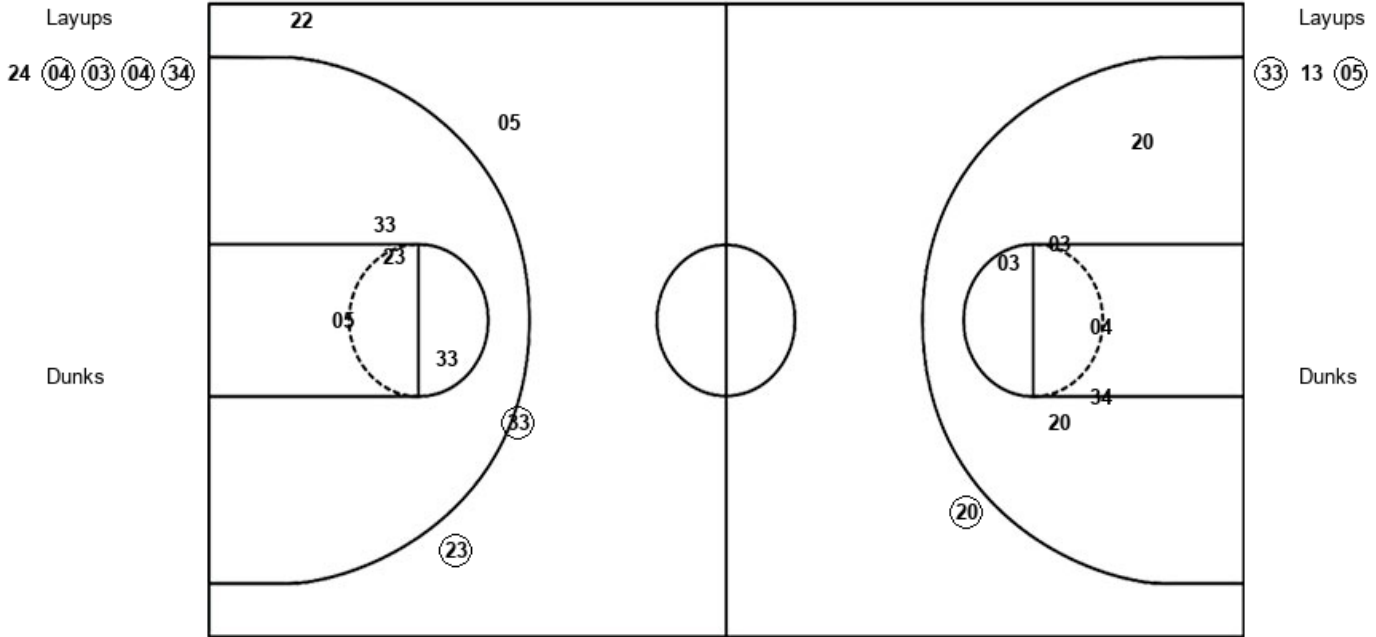
Chattanooga 71, Saint Louis 61

Official Shot Chart
Chattanooga vs Saint Louis
PERIOD 1 Shots
 November 24, 2018 at John Paul Jones Arena - Charlottesville, Va.



Saint Louis

Chattanooga



SLU : Period 1	Made	Att	Pct
Layups	4	5	80.0
Dunks	0	0	0
2PT Field Goals	4	11	36.4
3PT Field Goals	1	1	100.0
Total Field Goals	5	12	41.7

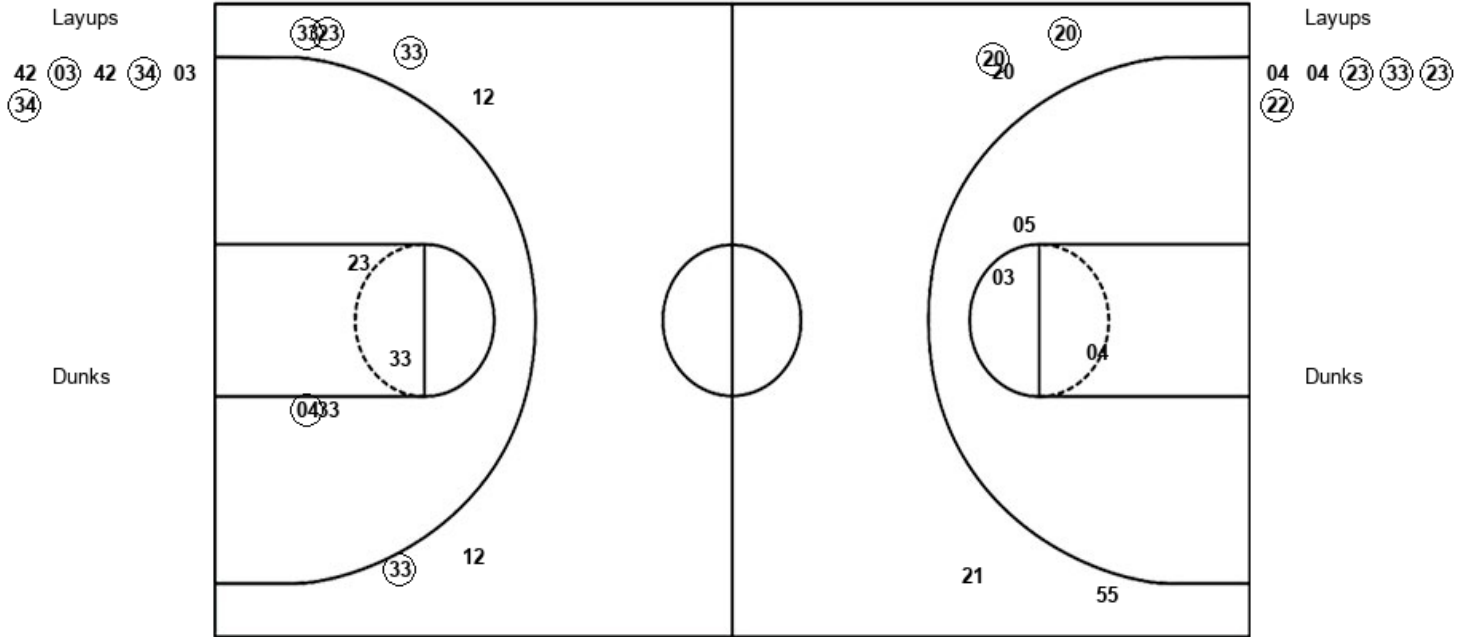
UTC : Period 1	Made	Att	Pct
Layups	2	3	66.7
Dunks	0	0	0
2PT Field Goals	2	7	28.6
3PT Field Goals	2	4	50.0
Total Field Goals	4	11	36.4

Official Shot Chart
Chattanooga vs Saint Louis
PERIOD 2 Shots
 November 24, 2018 at John Paul Jones Arena - Charlottesville, Va.



Saint Louis


Chattanooga



SLU : Period 2	Made	Att	Pct
Layups	3	6	50.0
Dunks	0	0	0
2PT Field Goals	3	9	33.3
3PT Field Goals	2	5	40.0
Total Field Goals	5	14	35.7

UTC : Period 2	Made	Att	Pct
Layups	4	6	66.7
Dunks	0	0	0
2PT Field Goals	5	10	50.0
3PT Field Goals	4	6	66.7
Total Field Goals	9	16	56.3

Official Shot Chart
Chattanooga vs Saint Louis
PERIOD 3 Shots
 November 24, 2018 at John Paul Jones Arena - Charlottesville, Va.

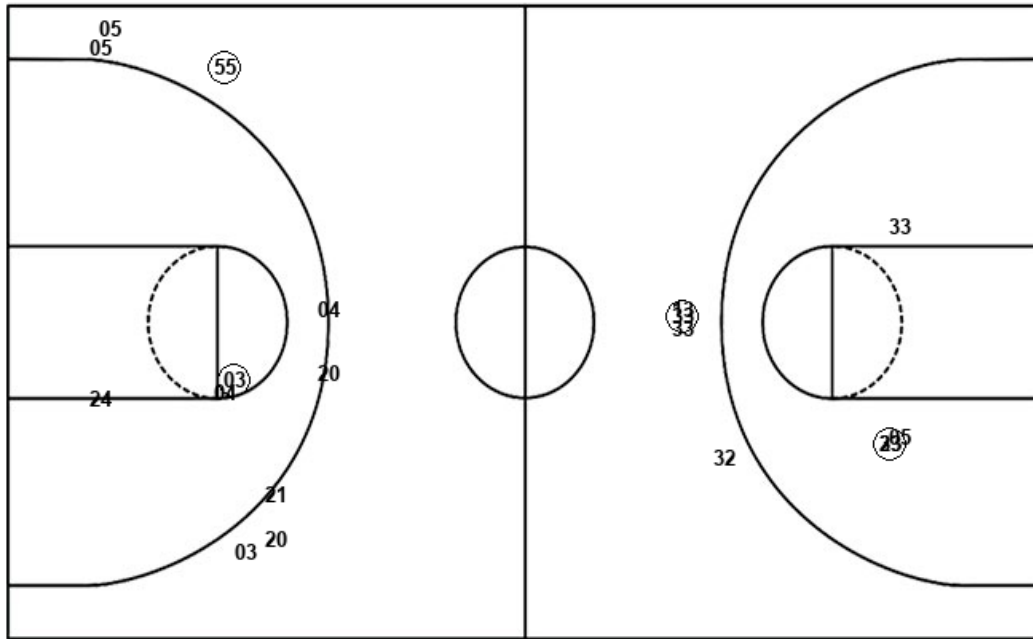


Saint Louis

Chattanooga

Layups
20 05 42

Layups



(13) (23) (25) 22 (32)
(32) 12 03 (24)


Dunks

Dunks

SLU : Period 3	Made	Att	Pct
Layups	0	3	00.0
Dunks	0	0	0
2PT Field Goals	1	6	16.7
3PT Field Goals	1	8	12.5
Total Field Goals	2	14	14.3

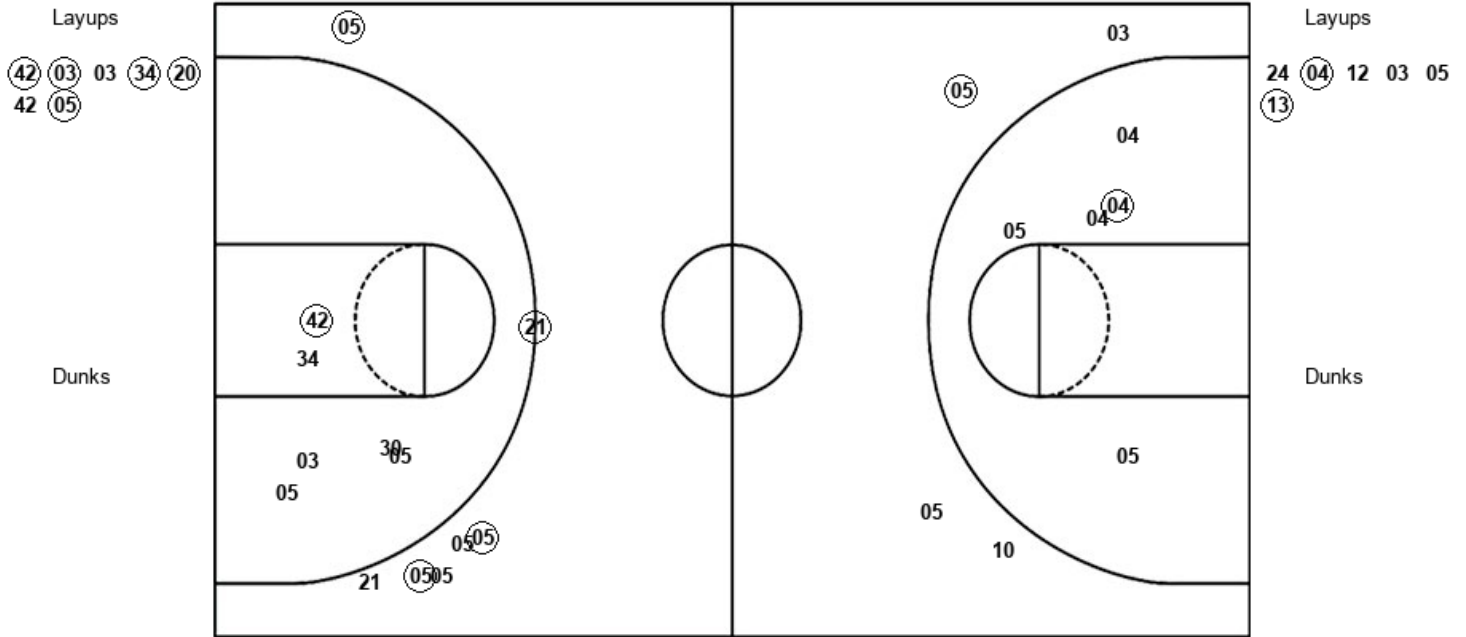
UTC : Period 3	Made	Att	Pct
Layups	6	9	66.7
Dunks	0	0	0
2PT Field Goals	7	13	53.8
3PT Field Goals	1	4	25.0
Total Field Goals	8	17	47.1

Official Shot Chart
Chattanooga vs Saint Louis
PERIOD 4 Shots
 November 24, 2018 at John Paul Jones Arena - Charlottesville, Va.



Saint Louis

Chattanooga



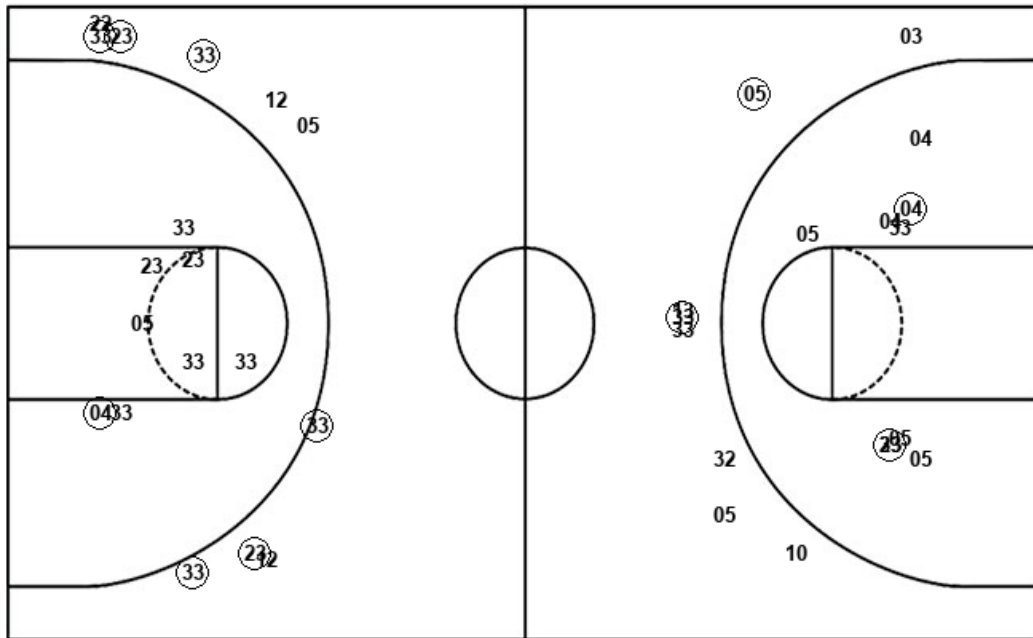
SLU : Period 4	Made	Att	Pct
Layups	5	7	71.4
Dunks	0	0	0
2PT Field Goals	6	13	46.2
3PT Field Goals	4	7	57.1
Total Field Goals	10	20	50.0

UTC : Period 4	Made	Att	Pct
Layups	2	6	33.3
Dunks	0	0	0
2PT Field Goals	3	11	27.3
3PT Field Goals	1	4	25.0
Total Field Goals	4	15	26.7

Official Shot Chart
Chattanooga vs Saint Louis
Chattanooga Team Shots
 November 24, 2018 at John Paul Jones Arena - Charlottesville, Va.



Layups



Layups

- (33) 13 (05) 04 04
- (23) (33) (23) (22) (13)
- (23) (25) (22) (32) (32)
- 12 03 (24) 24 (04)
- 12 03 05 (13)

Dunks

Dunks


UTC : Period 1	Made	Att	Pct
Layups	2	3	66.7
Dunks	0	0	0
2PT Field Goals	2	7	28.6
3PT Field Goals	2	4	50.0
Total Field Goals	4	11	36.4

UTC : Period 2	Made	Att	Pct
Layups	4	6	66.7
Dunks	0	0	0
2PT Field Goals	5	10	50.0
3PT Field Goals	4	6	66.7
Total Field Goals	9	16	56.3

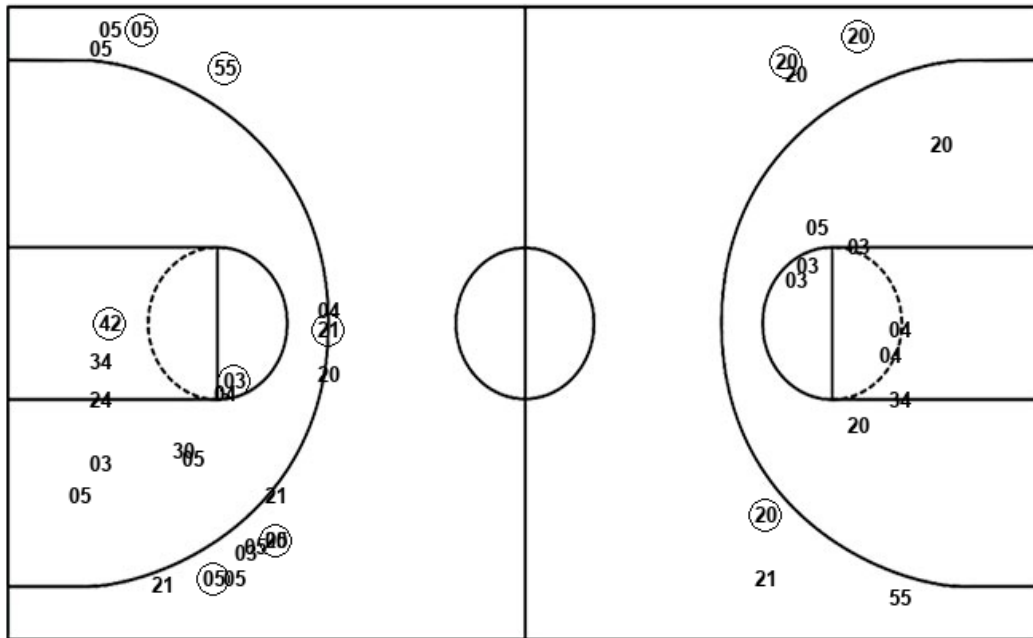
UTC : Period 3	Made	Att	Pct
Layups	6	9	66.7
Dunks	0	0	0
2PT Field Goals	7	13	53.8
3PT Field Goals	1	4	25.0
Total Field Goals	8	17	47.1

UTC : Period 4	Made	Att	Pct
Layups	2	6	33.3
Dunks	0	0	0
2PT Field Goals	3	11	27.3
3PT Field Goals	1	4	25.0
Total Field Goals	4	15	26.7


Official Shot Chart
Chattanooga vs Saint Louis
Saint Louis Team Shots
November 24, 2018 at John Paul Jones Arena - Charlottesville, Va.



Layups



Layups



Dunks

Dunks

SLU : Period 1	Made	Att	Pct
Layups	4	5	80.0
Dunks	0	0	0
2PT Field Goals	4	11	36.4
3PT Field Goals	1	1	100.0
Total Field Goals	5	12	41.7

SLU : Period 2	Made	Att	Pct
Layups	3	6	50.0
Dunks	0	0	0
2PT Field Goals	3	9	33.3
3PT Field Goals	2	5	40.0
Total Field Goals	5	14	35.7

SLU : Period 3	Made	Att	Pct
Layups	0	3	00.0
Dunks	0	0	0
2PT Field Goals	1	6	16.7
3PT Field Goals	1	8	12.5
Total Field Goals	2	14	14.3

SLU : Period 4	Made	Att	Pct
Layups	5	7	71.4
Dunks	0	0	0
2PT Field Goals	6	13	46.2
3PT Field Goals	4	7	57.1
Total Field Goals	10	20	50.0