

FINAL SCORE



Florida St.

64



Georgia Tech

55

Georgia Tech vs. Florida State

March 03, 2019 • McCamish Pavilion - Atlanta, Ga.

FINAL STATISTICS

Official Box Score
Florida St. vs Georgia Tech
Game Totals -- Final Statistics
March 03, 2019 at McCamish Pavilion - Atlanta, Ga.

Florida St. 64

No.	Player	S	Pts	FG	3FG	FT	OR	DR	TR	PF	A	TO	Blk	Stl	Min	+/-
12	Ekhomu, Nicki		10	4-15	2-7	0-0	1	3	4	1	8	4	0	2	36	6
13	Woolfolk, Nausia		16	6-16	2-8	2-4	2	2	4	2	5	3	0	4	38	12
15	Gillespie, Kiah		12	5-16	0-6	2-2	5	8	13	2	2	0	0	1	37	12
24	Jones, Mo.		12	5-6	0-0	2-4	3	5	8	3	1	2	0	1	32	13
31	Wilkinson, Savannah		2	1-2	0-0	0-2	3	2	5	1	2	0	0	1	21	-3
03	Lassiter, Sayawmi		1	0-0	0-0	1-2	0	0	0	0	0	1	0	0	6	-4
10	Weber, Kourtney		0	0-0	0-0	0-0	0	1	1	0	0	1	0	1	8	0
32	Myers, Valencia		11	5-8	0-0	1-2	1	4	5	3	0	2	4	3	22	9
Team							3	0	3	0		0				
TOTALS			64	26-63	4-21	8-16	18	25	43	12	18	13	4	13	200	

Shooting By Period

Period	FG	FG%	3FG	3FG%	FT	FT%
1st Qtr	5-19	26%	2-9	22%	0-0	0%
2nd Qtr	8-15	53%	2-5	40%	2-3	67%
3rd Qtr	7-15	47%	0-4	00%	1-2	50%
4th Qtr	6-14	43%	0-3	00%	5-11	45%
1st Half	13-34	38%	4-14	29%	2-3	67%
2nd Half	13-29	45%	0-7	00%	6-13	46%
Game	26-63	41.3%	4-21	19.0%	8-16	50.0%

Last FG: 4th-00:21
 Biggest Run: 13-0
 Largest lead: By 11 at 4-00:21
 Technical Fouls: None.

Georgia Tech 55

No.	Player	S	Pts	FG	3FG	FT	OR	DR	TR	PF	A	TO	Blk	Stl	Min	+/-
05	Balogun, Elizabeth		13	4-22	3-10	2-6	2	3	5	2	1	1	0	3	36	-11
22	Dixon, Elizabeth		10	5-11	0-0	0-2	1	5	6	4	0	3	2	2	31	-15
24	Scott, Chanin		0	0-1	0-0	0-0	0	3	3	1	2	2	0	0	23	1
31	Lahtinen, Lotta-Maj		1	0-4	0-1	1-2	2	2	4	2	7	7	0	0	29	-13
44	Fortune, Martine		0	0-0	0-0	0-0	0	0	0	0	0	0	0	0	1	-2
02	Carson, Jasmine		14	5-7	4-5	0-0	0	0	0	0	1	0	0	0	21	-8
04	Diouf, Anne Françoise		4	2-3	0-0	0-0	0	0	0	1	0	0	0	0	9	-3
12	Montgomery, Kondalia		0	0-1	0-0	0-0	0	0	0	2	0	1	0	0	11	4
13	Cubaj, Lorela		11	5-8	0-0	1-2	3	5	8	3	1	1	1	4	28	-6
23	Gregg, D'asia		2	1-3	0-1	0-0	2	1	3	1	3	0	0	0	10	8
Team							5	3	8	0		0				
TOTALS			55	22-60	7-17	4-12	15	22	37	16	15	15	3	9	200	

Shooting By Period

Period	FG	FG%	3FG	3FG%	FT	FT%
1st Qtr	4-16	25%	1-4	25%	2-4	50%
2nd Qtr	11-17	65%	3-5	60%	0-0	0%
3rd Qtr	5-15	33%	3-5	60%	2-4	50%
4th Qtr	2-12	17%	0-3	00%	0-4	00%
1st Half	15-33	45%	4-9	44%	2-4	50%
2nd Half	7-27	26%	3-8	38%	2-8	25%
Game	22-60	36.7%	7-17	41.2%	4-12	33.3%

Last FG: 4th-00:01
 Biggest Run: 12-0
 Largest lead: By 7 at 3-08:14
 Technical Fouls: None.

Game Notes:

Officials: **Bruce Morris, Mark Berger, Dawn Marsh**
 Attendance: **1567**

Start Time: **2019-03-03 18:02:18**
 End Time: **2019-03-03 19:53:47**
 Game Duration: **111**
 Conference Game:

Score	1st	2nd	3rd	4th	TOT
FSU	12	20	15	17	64
GaT	11	25	15	4	55

FSU led for 15:33. GaT led for 21:35.
 Game was tied for 2:51.
 Times tied: 4 Lead Changes: 4

Points from	FSU	GaT
In the Paint	36	22
Off Turns	6	6
2nd Chance	16	14
Fast Break	14	2
Bench	12	31

Official Box Score
Florida St. vs Georgia Tech
First Half Statistics Only
March 03, 2019 at McCamish Pavilion - Atlanta, Ga.

Florida St. 32

No.	Player	S	Pts	FG	3FG	FT	OR	DR	TR	PF	A	TO	Blk	Stl	Min	+/-
10	Weber, Kourtney		0	0-0	0-0	0-0	0	1	1	0	0	0	0	1	6	-3
12	Ekhomu, Nicki		8	3-9	2-5	0-0	0	1	1	0	5	1	0	0	18	-4
13	Woolfolk, Nausia		8	3-8	2-5	0-0	1	1	2	1	2	1	0	1	18	-1
15	Gillespie, Kiah		4	2-9	0-4	0-0	4	3	7	1	2	0	0	0	20	-2
24	Jones, Mo.		5	2-3	0-0	1-1	3	2	5	0	0	0	0	1	15	1
31	Wilkinson, Savannah		2	1-1	0-0	0-0	1	0	1	0	1	0	0	0	8	-3
32	Myers, Valencia		5	2-4	0-0	1-2	1	1	2	1	0	2	1	1	12	-3
03	Lassiter, Sayawni		0	0-0	0-0	0-0	0	0	0	0	0	1	0	0	3	-5
	Team		0	0-0	0-0	0-0	0	0	0	0	0	0	0	0	0	
	TOTALS		32	13-34	4-14	2-3	10	9	19	3	10	5	1	4	100	

Shooting By Period

Period	FG	FG%	3FG	3FG%	FT	FT%
1st Qtr	5-19	26%	2-9	22%	0-0	0%
2nd Qtr	8-15	53%	2-5	40%	2-3	67%
1st Half	13-34	38%	4-14	29%	2-3	67%
Game	26-63	41.3%	4-21	19.0%	8-16	50.0%

Last FG Half: FSU 2nd-00:13

Georgia Tech 36

No.	Player	S	Pts	FG	3FG	FT	OR	DR	TR	PF	A	TO	Blk	Stl	Min	+/-
12	Montgomery, Kondalia		0	0-0	0-0	0-0	0	0	0	0	0	0	0	0	5	11
13	Cubaj, Lorela		6	3-4	0-0	0-0	1	2	3	2	1	0	0	1	11	5
22	Dixon, Elizabeth		8	4-8	0-0	0-0	1	2	3	0	0	2	1	2	16	-1
23	Gregg, D'asia		2	1-2	0-0	0-0	2	1	3	1	3	0	0	0	5	7
24	Scott, Chanin		0	0-0	0-0	0-0	0	1	1	1	1	1	0	0	14	0
31	Lahtinen, Lotta-Maj		0	0-2	0-0	0-0	1	1	2	0	4	2	0	0	15	-7
44	Fortune, Martine		0	0-0	0-0	0-0	0	0	0	0	0	0	0	0	1	-2
02	Carson, Jasmine		9	3-4	3-4	0-0	0	0	0	0	1	0	0	0	10	6
04	Diouf, Anne Francoise		4	2-3	0-0	0-0	0	0	0	0	0	0	0	0	7	-1
05	Balogun, Elizabeth		7	2-10	1-5	2-4	2	1	3	0	1	0	0	1	16	2
	Team		0	0-0	0-0	0-0	3	2	5	0	0	0	0	0	0	
	TOTALS		36	15-33	4-9	2-4	10	10	20	4	11	5	1	4	100	

Shooting By Period

Period	FG	FG%	3FG	3FG%	FT	FT%
1st Qtr	4-16	25%	1-4	25%	2-4	50%
2nd Qtr	11-17	65%	3-5	60%	0-0	0%
1st Half	15-33	45%	4-9	44%	2-4	50%
Game	22-60	36.7%	7-17	41.2%	4-12	33.3%

Last FG Half: GaT 2nd-00:00

Game Notes:

Officials: Bruce Morris, Mark Berger, Dawn Marsh
Attendance: 1567

Start Time: 2019-03-03 18:02:18
End Time: 2019-03-03 19:53:47
Game Duration: 111
Conference Game;

Score	1st	2nd	3rd	4th	TOT
FSU	12	20	15	17	64
GaT	11	25	15	4	55

Points from (This Period)	FSU	GaT
In the Paint	12	16
Off Turns	0	3
2nd Chance	8	10
Fast Break	2	2
Bench	5	21

Official Box Score
Florida St. vs Georgia Tech
First Quarter Statistics Only
March 03, 2019 at McCamish Pavilion - Atlanta, Ga.

Florida St. 12

No.	Player	S	Pts	FG	3FG	FT	OR	DR	TR	PF	A	TO	Blk	Stl	Min	+/-
12	Ekhomu, Nicki		0	0-4	0-3	0-0	0	1	1	0	3	1	0	0	8	1
13	Woolfolk, Nausia		6	2-5	2-4	0-0	1	1	2	1	0	1	0	1	8	4
15	Gillespie, Kiah		2	1-5	0-2	0-0	2	1	3	1	1	0	0	0	10	3
24	Jones, Mo.		0	0-1	0-0	0-0	2	0	2	0	0	0	0	1	6	4
31	Wilkinson, Savannah		2	1-1	0-0	0-0	1	0	1	0	0	0	0	0	6	1
03	Lassiter, Sayawni		0	0-0	0-0	0-0	0	0	0	0	0	1	0	0	2	-3
10	Weber, Kourtney		0	0-0	0-0	0-0	0	1	1	0	0	0	0	1	6	-3
32	Myers, Valencia		2	1-3	0-0	0-0	0	1	1	0	0	0	0	1	4	-2
	Team						0	0	0	0		0				
TOTALS			12	5-19	2-9	0-0	6	5	11	2	4	3	0	4	50	

Shooting By Period

Period	FG	FG%	3FG	3FG%	FT	FT%
1st Qtr	5-19	26%	2-9	22%	0-0	0%
2nd Qtr	8-15	53%	2-5	40%	2-3	67%
1st Half	5-19	26%	2-9	22%	0-0	0%
1st Half	13-34	38%	4-14	29%	2-3	67%
Game	26-63	41.3%	4-21	19.0%	8-16	50.0%

Georgia Tech 11

No.	Player	S	Pts	FG	3FG	FT	OR	DR	TR	PF	A	TO	Blk	Stl	Min	+/-
05	Balogun, Elizabeth		2	0-7	0-3	2-4	2	0	2	0	1	0	0	1	10	-1
22	Dixon, Elizabeth		0	0-2	0-0	0-0	0	1	1	0	0	2	0	1	7	-4
24	Scott, Chanin		0	0-0	0-0	0-0	0	1	1	1	0	1	0	0	9	-4
31	Lahtinen, Lotta-Maj		0	0-1	0-0	0-0	1	1	2	0	1	2	0	0	9	-4
44	Fortune, Martine		0	0-0	0-0	0-0	0	0	0	0	0	0	0	0	1	-2
02	Carson, Jasmine		3	1-1	1-1	0-0	0	0	0	0	0	0	0	0	1	3
04	Diouf, Anne Francoise		0	0-0	0-0	0-0	0	0	0	0	0	0	0	0	0	0
12	Montgomery, Kondalia		0	0-0	0-0	0-0	0	0	0	0	0	0	0	0	1	3
13	Cubaj, Lorela		6	3-4	0-0	0-0	1	2	3	1	1	0	0	1	9	1
23	Gregg, D'asia		0	0-1	0-0	0-0	1	1	2	0	1	0	0	0	3	3
	Team						3	1	4	0		0				
TOTALS			11	4-16	1-4	2-4	8	7	15	2	4	5	0	3	50	

Shooting By Period

Period	FG	FG%	3FG	3FG%	FT	FT%
1st Qtr	4-16	25%	1-4	25%	2-4	50%
2nd Qtr	11-17	65%	3-5	60%	0-0	0%
1st Half	4-16	25%	1-4	25%	2-4	50%
1st Half	15-33	45%	4-9	44%	2-4	50%
Game	22-60	36.7%	7-17	41.2%	4-12	33.3%

Game Notes:

Officials: **Bruce Morris, Mark Berger, Dawn Marsh**
Attendance: **1567**

Start Time: **2019-03-03 18:02:18**
End Time: **2019-03-03 19:53:47**
Game Duration: **111**
Conference Game:

Score	1st	2nd	3rd	4th	TOT
FSU	12	20	15	17	64
GaT	11	25	15	4	55

Points from (This Period)	FSU	GaT
In the Paint	4	6
Off Turns	0	0
2nd Chance	5	6
Fast Break	0	0
Bench	2	9

Official Play-By-Play
Florida St. vs Georgia Tech
First Quarter
March 03, 2019 at McCamish Pavilion - Atlanta, Ga.

Period 1

Starters:

Florida St.: 12 EKHOMU,NICKI; 13 WOOLFOLK,NAUSIA; 15 GILLESPIE,KIAH; 24 JONES,MO.; 31 WILKINSON,SAVANNAH;

Georgia Tech: 22 DIXON,ELIZABETH; 24 SCOTT,CHANIN; 31 LAHTINEN,LOTTA-MAJ; 44 FORTUNE,MARTINE; 5 BALOGUN,ELIZABETH;

Time	VISITORS: Florida St.	Score	Margin	HOME: Georgia Tech
09:46	GOOD! 3PTR by WOOLFOLK,NAUSIA	0-3	V 3	
09:46	ASSIST by EKHOMU,NICKI			
09:32				MISSED JUMPER by DIXON,ELIZABETH
09:29				REBOUND (OFF) by LAHTINEN,LOTTA-MAJ
09:17				TURNOVER (LOSTBALL) by LAHTINEN,LOTTA-MAJ
09:17	STEAL by WOOLFOLK,NAUSIA			
09:12	MISSED LAYUP by JONES,MO.			
09:08				REBOUND (DEF) by DIXON,ELIZABETH
09:03				MISSED 3PTR by BALOGUN,ELIZABETH
09:01				REBOUND (OFF) by TEAM
09:01	SUB OUT: JONES,MO.			
09:01	SUB IN: LASSITER,SAYAWNI			
08:58				MISSED LAYUP by BALOGUN,ELIZABETH
08:57				REBOUND (OFF) by BALOGUN,ELIZABETH
08:57	FOUL (PERSONAL) by GILLESPIE,KIAH			
08:57				MISSED FT by BALOGUN,ELIZABETH
08:57				REBOUND (OFF) by TEAM
08:57	SUB OUT: LASSITER,SAYAWNI			
08:57	SUB IN: JONES,MO.			
08:57		1-3	V 2	GOOD! FT by BALOGUN,ELIZABETH
08:42	MISSED 3PTR by EKHOMU,NICKI			
08:39				REBOUND (DEF) by TEAM
08:39				SUB OUT: FORTUNE,MARTINE
08:39				SUB IN: CUBAJ,LORELA
08:26		3-3	T	GOOD! LAYUP by CUBAJ,LORELA
08:26				ASSIST by BALOGUN,ELIZABETH
07:53	MISSED 3PTR by EKHOMU,NICKI			
07:49	REBOUND (OFF) by JONES,MO.			
07:42	MISSED 3PTR by GILLESPIE,KIAH			
07:39	REBOUND (OFF) by WILKINSON,SAVANNAH			
07:34	GOOD! 3PTR by WOOLFOLK,NAUSIA	3-6	V 3	
07:34	ASSIST by EKHOMU,NICKI			
07:19				TURNOVER (BADPASS) by LAHTINEN,LOTTA-MAJ
07:19	STEAL by JONES,MO.			
07:10	MISSED 3PTR by WOOLFOLK,NAUSIA			
07:06				REBOUND (DEF) by LAHTINEN,LOTTA-MAJ
06:57				TURNOVER (TRAVEL) by SCOTT,CHANIN
06:45	MISSED LAYUP by WOOLFOLK,NAUSIA			
06:41	REBOUND (OFF) by WOOLFOLK,NAUSIA			
06:39	TURNOVER (BADPASS) by EKHOMU,NICKI			
06:39				STEAL by DIXON,ELIZABETH
06:32				MISSED 3PTR by BALOGUN,ELIZABETH
06:29	REBOUND (DEF) by EKHOMU,NICKI			
06:11	GOOD! JUMPER by WILKINSON,SAVANNAH	3-8	V 5	
06:11	ASSIST by GILLESPIE,KIAH			
05:49	FOUL (PERSONAL) by WOOLFOLK,NAUSIA			
05:49		4-8	V 4	GOOD! FT by BALOGUN,ELIZABETH
05:49	SUB OUT: WOOLFOLK,NAUSIA			
05:49	SUB IN: LASSITER,SAYAWNI			
05:49	SUB OUT: JONES,MO.			
05:49	SUB IN: WEBER,KOURTNEY			
05:47				MISSED FT by BALOGUN,ELIZABETH
05:46	REBOUND (DEF) by WEBER,KOURTNEY			
05:30	GOOD! LAYUP by GILLESPIE,KIAH	4-10	V 6	
05:30	ASSIST by EKHOMU,NICKI			
05:16				MISSED JUMPER by DIXON,ELIZABETH
05:13				REBOUND (OFF) by BALOGUN,ELIZABETH
05:13				MISSED LAYUP by BALOGUN,ELIZABETH
05:13				REBOUND (OFF) by TEAM
05:13	SUB OUT: GILLESPIE,KIAH			
05:13	SUB IN: MYERS,VALENCIA			
05:09		6-10	V 4	GOOD! LAYUP by CUBAJ,LORELA
05:09				ASSIST by LAHTINEN,LOTTA-MAJ
04:55	TURNOVER (BADPASS) by LASSITER,SAYAWNI			
04:55				STEAL by CUBAJ,LORELA
04:50				MISSED JUMPER by BALOGUN,ELIZABETH
04:49				REBOUND (OFF) by TEAM
04:49				
04:49	SUB OUT: LASSITER,SAYAWNI			
04:49	SUB IN: WOOLFOLK,NAUSIA			
04:49	SUB OUT: WILKINSON,SAVANNAH			
04:49	SUB IN: GILLESPIE,KIAH			
04:41				TURNOVER (LOSTBALL) by DIXON,ELIZABETH
04:41	STEAL by WEBER,KOURTNEY			
04:15	MISSED 3PTR by GILLESPIE,KIAH			
04:12				REBOUND (DEF) by CUBAJ,LORELA

Time	VISITORS: Florida St.	Score	Margin	HOME: Georgia Tech
04:04				TURNOVER (LOSTBALL) by DIXON,ELIZABETH
04:04	STEAL by MYERS,VALENCIA			
04:02	TIMEOUT 30SEC			
03:42	MISSED LAYUP by MYERS,VALENCIA			
03:39				REBOUND (DEF) by CUBAJ,LORELA
03:25				MISSED LAYUP by LAHTINEN,LOTTA-MAJ
03:23	REBOUND (DEF) by MYERS,VALENCIA			
03:10	SUB OUT: EKHOMU,NICKI			
03:10	SUB IN: JONES,MO.			
03:10				SUB OUT: DIXON,ELIZABETH
03:10				SUB IN: GREGG,D'ASIA
03:01	MISSED 3PTR by WOOLFOLK,NAUSIA			
03:00	REBOUND (OFF) by JONES,MO.			
03:00				FOUL (PERSONAL) by CUBAJ,LORELA
02:46	GOOD! LAYUP by MYERS,VALENCIA	6-12	V 6	
02:29				MISSED JUMPER by BALOGUN,ELIZABETH
02:26				REBOUND (OFF) by GREGG,D'ASIA
02:25				MISSED JUMPER by GREGG,D'ASIA
02:21	REBOUND (DEF) by WOOLFOLK,NAUSIA			
02:20	TURNOVER (LOSTBALL) by WOOLFOLK,NAUSIA			
02:20				STEAL by BALOGUN,ELIZABETH
01:57				MISSED JUMPER by CUBAJ,LORELA
01:54	REBOUND (DEF) by GILLESPIE,KIAH			
01:49	MISSED JUMPER by GILLESPIE,KIAH			
01:46				REBOUND (DEF) by SCOTT,CHANIN
01:23		8-12	V 4	GOOD! LAYUP by CUBAJ,LORELA [PNT]
01:23				ASSIST by GREGG,D'ASIA
00:52	MISSED JUMPER by MYERS,VALENCIA			
00:52	REBOUND (OFF) by GILLESPIE,KIAH			
00:52				FOUL (PERSONAL) by SCOTT,CHANIN
00:52				SUB OUT: SCOTT,CHANIN
00:52				SUB IN: CARSON,JASMINE
00:52				SUB OUT: LAHTINEN,LOTTA-MAJ
00:52				SUB IN: MONTGOMERY,KONDALIA
00:52	SUB OUT: WOOLFOLK,NAUSIA			
00:52	SUB IN: EKHOMU,NICKI			
00:52	SUB OUT: JONES,MO.			
00:52	SUB IN: LASSITER,SAYAWNI			
00:52	SUB OUT: MYERS,VALENCIA			
00:52	SUB IN: WILKINSON,SAVANNAH			
00:48	MISSED LAYUP by EKHOMU,NICKI			
00:45	REBOUND (OFF) by GILLESPIE,KIAH			
00:44	MISSED JUMPER by GILLESPIE,KIAH			
00:41				REBOUND (DEF) by GREGG,D'ASIA
00:36				MISSED 3PTR by BALOGUN,ELIZABETH
00:33				REBOUND (OFF) by CUBAJ,LORELA
00:31		11-12	V 1	GOOD! 3PTR by CARSON,JASMINE
00:31				ASSIST by CUBAJ,LORELA
00:00	MISSED 3PTR by EKHOMU,NICKI			
00:00	REBOUND (OFF) by TEAM			

Florida St. 12, Georgia Tech 11

Points from (This Period)	FSU	GaT
In the Paint	4	6
Off Turns	0	0
2nd Chance	5	6
Fast Break	0	0
Bench	2	9

Official Box Score
Florida St. vs Georgia Tech
Second Quarter Statistics Only
March 03, 2019 at McCamish Pavilion - Atlanta, Ga.

Florida St. 20

No.	Player	S	Pts	FG	3FG	FT	OR	DR	TR	PF	A	TO	Blk	Stl	Min	+/-
12	Ekhomu, Nicki		8	3-5	2-2	0-0	0	0	0	0	2	0	0	0	10	-5
13	Woolfolk, Nausia		2	1-3	0-1	0-0	0	0	0	0	2	0	0	0	10	-5
15	Gillespie, Kiah		2	1-4	0-2	0-0	2	2	4	0	1	0	0	0	10	-5
24	Jones, Mo.		5	2-2	0-0	1-1	1	2	3	0	0	0	0	0	9	-3
31	Wilkinson, Savannah		0	0-0	0-0	0-0	0	0	0	0	1	0	0	0	2	-4
03	Lassiter, Sayawni		0	0-0	0-0	0-0	0	0	0	0	0	0	0	0	1	-2
10	Weber, Kourtney		0	0-0	0-0	0-0	0	0	0	0	0	0	0	0	0	0
32	Myers, Valencia		3	1-1	0-0	1-2	1	0	1	1	0	2	1	0	8	-1
	Team						0	0	0	0		0				
TOTALS			20	8-15	2-5	2-3	4	4	8	1	6	2	1	0	50	

Shooting By Period

Period	FG	FG%	3FG	3FG%	FT	FT%
3rd Qtr	7-15	47%	0-4	00%	1-2	50%
4th Qtr	6-14	43%	0-3	00%	5-11	45%
2nd Half	8-15	53%	2-5	40%	2-3	67%
2nd Half	13-29	45%	0-7	00%	6-13	46%
Game	26-63	41.3%	4-21	19.0%	8-16	50.0%

Georgia Tech 25

No.	Player	S	Pts	FG	3FG	FT	OR	DR	TR	PF	A	TO	Blk	Stl	Min	+/-
05	Balogun, Elizabeth		5	2-3	1-2	0-0	0	1	1	0	0	0	0	0	6	3
22	Dixon, Elizabeth		8	4-6	0-0	0-0	1	1	2	0	0	0	1	1	9	3
24	Scott, Chanin		0	0-0	0-0	0-0	0	0	0	0	1	0	0	0	5	4
31	Lahtinen, Lotta-Maj		0	0-1	0-0	0-0	0	0	0	0	3	0	0	0	6	-3
44	Fortune, Martine		0	0-0	0-0	0-0	0	0	0	0	0	0	0	0	0	0
02	Carson, Jasmine		6	2-3	2-3	0-0	0	0	0	0	1	0	0	0	9	3
04	Diouf, Anne Francoise		4	2-3	0-0	0-0	0	0	0	0	0	0	0	0	7	-1
12	Montgomery, Kondalia		0	0-0	0-0	0-0	0	0	0	0	0	0	0	0	4	8
13	Cubaj, Lorela		0	0-0	0-0	0-0	0	0	0	1	0	0	0	0	2	4
23	Gregg, D'asia		2	1-1	0-0	0-0	1	0	1	1	2	0	0	0	2	4
	Team						0	1	1	0		0				
TOTALS			25	11-17	3-5	0-0	2	3	5	2	7	0	1	1	50	

Shooting By Period

Period	FG	FG%	3FG	3FG%	FT	FT%
3rd Qtr	5-15	33%	3-5	60%	2-4	50%
4th Qtr	2-12	17%	0-3	00%	0-4	00%
2nd Half	11-17	65%	3-5	60%	0-0	0%
2nd Half	7-27	26%	3-8	38%	2-8	25%
Game	22-60	36.7%	7-17	41.2%	4-12	33.3%

Game Notes:

Officials: **Bruce Morris, Mark Berger, Dawn Marsh**
Attendance: **1567**

Start Time: **2019-03-03 18:02:18**
End Time: **2019-03-03 19:53:47**
Game Duration: **111**
Conference Game:

Score	1st	2nd	3rd	4th	TOT
FSU	12	20	15	17	64
GaT	11	25	15	4	55

Points from (This Period)	FSU	GaT
In the Paint	8	10
Off Turns	0	3
2nd Chance	3	4
Fast Break	2	2
Bench	3	12

Official Play-By-Play
Florida St. vs Georgia Tech
Second Quarter
March 03, 2019 at McCamish Pavilion - Atlanta, Ga.

Period 2

Starters:

Florida St.: 12 EKHOMU,NICKI; 13 WOOLFOLK,NAUSIA; 15 GILLESPIE,KIAH; 24 JONES,MO.; 31 WILKINSON,SAVANNAH;

Georgia Tech: 22 DIXON,ELIZABETH; 24 SCOTT,CHANIN; 31 LAHTINEN,LOTTA-MAJ; 44 FORTUNE,MARTINE; 5 BALOGUN,ELIZABETH;

Time	VISITORS: Florida St.	Score	Margin	HOME: Georgia Tech
09:41		13-12	H 1	GOOD! JUMPER by DIXON,ELIZABETH [PNT]
09:15	MISSED 3PTR by GILLESPIE,KIAH			
09:12				REBOUND (DEF) by TEAM
09:12				SUB OUT: GREGG,D'ASIA
09:12				SUB IN: CUBAJ,LORELA
09:12				SUB OUT: BALOGUN,ELIZABETH
09:12				SUB IN: SCOTT,CHANIN
09:12	SUB OUT: WILKINSON,SAVANNAH			
09:12	SUB IN: MYERS,VALENCIA			
09:12	SUB OUT: LASSITER,SAYAWNI			
09:12	SUB IN: JONES,MO.			
08:51		15-12	H 3	GOOD! JUMPER by DIXON,ELIZABETH
08:51				ASSIST by CARSON,JASMINE
08:23	MISSED LAYUP by WOOLFOLK,NAUSIA			
08:19				REBOUND (DEF) by DIXON,ELIZABETH
08:11		18-12	H 6	GOOD! 3PTR by CARSON,JASMINE
07:53	GOOD! 3PTR by EKHOMU,NICKI	18-15	H 3	
07:53	ASSIST by WOOLFOLK,NAUSIA			
07:36		20-15	H 5	GOOD! JUMPER by DIXON,ELIZABETH
07:36				ASSIST by SCOTT,CHANIN
07:11	MISSED JUMPER by EKHOMU,NICKI			
07:11	REBOUND (OFF) by MYERS,VALENCIA			
07:11				FOUL (PERSONAL) by CUBAJ,LORELA
07:11	MISSED FT by MYERS,VALENCIA			
07:11	REBOUND (OFF) by TEAM			
07:11				SUB OUT: MONTGOMERY,KONDALIA
07:11				SUB IN: LAHTINEN,LOTTA-MAJ
07:11				SUB OUT: CUBAJ,LORELA
07:11				SUB IN: DIOUF,ANNE FRANCOISE
07:11	GOOD! FT by MYERS,VALENCIA	20-16	H 4	
06:58		23-16	H 7	GOOD! 3PTR by CARSON,JASMINE
06:58				ASSIST by LAHTINEN,LOTTA-MAJ
06:30	GOOD! LAYUP by MYERS,VALENCIA	23-18	H 5	
06:30	ASSIST by GILLESPIE,KIAH			
06:16				MISSED JUMPER by DIXON,ELIZABETH
06:16	BLOCK by MYERS,VALENCIA			
06:11	REBOUND (DEF) by GILLESPIE,KIAH			
06:07	GOOD! LAYUP by JONES,MO. [FB/PNT]	23-20	H 3	
06:07	ASSIST by EKHOMU,NICKI			
05:47				MISSED 3PTR by CARSON,JASMINE
05:45				REBOUND (OFF) by DIXON,ELIZABETH
05:40	FOUL (PERSONAL) by MYERS,VALENCIA			
05:40				SUB OUT: SCOTT,CHANIN
05:40				SUB IN: BALOGUN,ELIZABETH
05:21		25-20	H 5	GOOD! JUMPER by DIXON,ELIZABETH
05:21				ASSIST by LAHTINEN,LOTTA-MAJ
05:03	GOOD! 3PTR by EKHOMU,NICKI	25-23	H 2	
05:03	ASSIST by WOOLFOLK,NAUSIA			
04:37				MISSED LAYUP by DIXON,ELIZABETH
04:34	REBOUND (DEF) by GILLESPIE,KIAH			
04:26	TURNOVER (BADPASS) by MYERS,VALENCIA			
04:26				STEAL by DIXON,ELIZABETH
04:20				MISSED JUMPER by LAHTINEN,LOTTA-MAJ
04:17	REBOUND (DEF) by JONES,MO.			
03:58	GOOD! JUMPER by GILLESPIE,KIAH	25-25	T	
03:58	ASSIST by EKHOMU,NICKI			
03:43				MISSED 3PTR by BALOGUN,ELIZABETH
03:40	REBOUND (DEF) by JONES,MO.			
03:32	MISSED 3PTR by WOOLFOLK,NAUSIA			
03:23	REBOUND (OFF) by GILLESPIE,KIAH			
03:07	GOOD! JUMPER by EKHOMU,NICKI	25-27	V 2	
02:43		27-27	T	GOOD! JUMPER by DIOUF,ANNE FRANCOISE [PNT]
02:43				ASSIST by LAHTINEN,LOTTA-MAJ
02:21	MISSED 3PTR by GILLESPIE,KIAH			
02:18				REBOUND (DEF) by BALOGUN,ELIZABETH
02:12		29-27	H 2	GOOD! JUMPER by BALOGUN,ELIZABETH [FB/PNT]
01:37	MISSED JUMPER by EKHOMU,NICKI			
01:32	MISSED JUMPER by GILLESPIE,KIAH			
01:32				BLOCK by DIXON,ELIZABETH
01:29	REBOUND (OFF) by GILLESPIE,KIAH			
01:28	REBOUND (OFF) by JONES,MO.			
01:28	TURNOVER (TRAVEL) by MYERS,VALENCIA			
01:28				SUB OUT: CARSON,JASMINE
01:28				SUB IN: SCOTT,CHANIN
01:28				SUB OUT: DIXON,ELIZABETH

Time	VISITORS: Florida St.	Score	Margin	HOME: Georgia Tech
01:28				SUB IN: GREGG,D'ASIA
01:28				SUB OUT: LAHTINEN,LOTTA-MAJ
01:28				SUB IN: MONTGOMERY,KONDALIA
01:28	SUB OUT: MYERS,VALENCIA			
01:28	SUB IN: WILKINSON,SAVANNAH			
01:13		32-27	H 5	GOOD! 3PTR by BALOGUN,ELIZABETH
01:13				ASSIST by GREGG,D'ASIA
00:57	GOOD! LAYUP by JONES,MO. [PNT]	32-29	H 3	
00:57				FOUL (PERSONAL) by GREGG,D'ASIA
00:57	GOOD! FT by JONES,MO.	32-30	H 2	
00:41		34-30	H 4	GOOD! JUMPER by DIOUF,ANNE FRANCOISE [PNT]
00:41				ASSIST by GREGG,D'ASIA
00:13	GOOD! LAYUP by WOOLFOLK,NAUSIA	34-32	H 2	
00:13	ASSIST by WILKINSON,SAVANNAH			
00:00				MISSED JUMPER by DIOUF,ANNE FRANCOISE
00:00				REBOUND (OFF) by GREGG,D'ASIA
00:00		36-32	H 4	GOOD! LAYUP by GREGG,D'ASIA

Florida St. 32, Georgia Tech 36

Points from (This Period)	FSU	GaT
In the Paint	8	10
Off Turns	0	3
2nd Chance	3	4
Fast Break	2	2
Bench	3	12

Official Box Score
Florida St. vs Georgia Tech
Second Half Statistics Only
March 03, 2019 at McCamish Pavilion - Atlanta, Ga.

Florida St. 32

No.	Player	S	Pts	FG	3FG	FT	OR	DR	TR	PF	A	TO	Blk	Stl	Min	+/-
10	Weber, Kourtney		0	0-0	0-0	0-0	0	0	0	0	0	1	0	0	2	3
12	Ekhomu, Nicki		2	1-6	0-2	0-0	1	2	3	1	3	3	0	2	18	10
13	Woolfolk, Nausia		8	3-8	0-3	2-4	1	1	2	1	3	2	0	3	20	13
15	Gillespie, Kiah		8	3-7	0-2	2-2	1	5	6	1	0	0	0	1	17	14
24	Jones, Mo.		7	3-3	0-0	1-3	0	3	3	3	1	2	0	0	16	12
31	Wilkinson, Savannah		0	0-1	0-0	0-2	2	2	4	1	1	0	0	1	13	0
32	Myers, Valencia		6	3-4	0-0	0-0	0	3	3	2	0	0	3	2	10	12
03	Lassiter, Sayawni		1	0-0	0-0	1-2	0	0	0	0	0	0	0	0	4	1
	Team		0	0-0	0-0	0-0	3	0	3	0	0	0	0	0	0	
TOTALS			32	13-29	0-7	6-13	8	16	24	9	8	8	3	9	100	

Shooting By Period

Period	FG	FG%	3FG	3FG%	FT	FT%
3rd Qtr	7-15	47%	0-4	00%	1-2	50%
4th Qtr	6-14	43%	0-3	00%	5-11	45%
2nd Half	13-29	45%	0-7	00%	6-13	46%
Game	26-63	41.3%	4-21	19.0%	8-16	50.0%

Last FG Half: FSU 4th-00:21

Georgia Tech 19

No.	Player	S	Pts	FG	3FG	FT	OR	DR	TR	PF	A	TO	Blk	Stl	Min	+/-
12	Montgomery, Kondalia		0	0-1	0-0	0-0	0	0	0	2	0	1	0	0	6	-7
13	Cubaj, Lorela		5	2-4	0-0	1-2	2	3	5	1	0	1	1	3	17	-11
22	Dixon, Elizabeth		2	1-3	0-0	0-2	0	3	3	4	0	1	1	0	16	-14
23	Gregg, D'asia		0	0-1	0-1	0-0	0	0	0	0	0	0	0	0	5	1
24	Scott, Chanin		0	0-1	0-0	0-0	0	2	2	0	1	1	0	0	9	1
31	Lahtinen, Lotta-Maj		1	0-2	0-1	1-2	1	1	2	2	3	5	0	0	14	-6
44	Fortune, Martine		0	0-0	0-0	0-0	0	0	0	0	0	0	0	0	0	0
02	Carson, Jasmine		5	2-3	1-1	0-0	0	0	0	0	0	0	0	0	12	-14
04	Diouf, Anne Francoise		0	0-0	0-0	0-0	0	0	0	1	0	0	0	0	2	-2
05	Balogun, Elizabeth		6	2-12	2-5	0-2	0	2	2	2	0	1	0	2	20	-13
	Team		0	0-0	0-0	0-0	2	1	3	0	0	0	0	0	0	
TOTALS			19	7-27	3-8	2-8	5	12	17	12	4	10	2	5	100	

Shooting By Period

Period	FG	FG%	3FG	3FG%	FT	FT%
3rd Qtr	5-15	33%	3-5	60%	2-4	50%
4th Qtr	2-12	17%	0-3	00%	0-4	00%
2nd Half	7-27	26%	3-8	38%	2-8	25%
Game	22-60	36.7%	7-17	41.2%	4-12	33.3%

Last FG Half: GaT 4th-00:01

Game Notes:

Officials: Bruce Morris, Mark Berger, Dawn Marsh
Attendance: 1567

Start Time: 2019-03-03 18:02:18
End Time: 2019-03-03 19:53:47
Game Duration: 111
Conference Game;

Score	1st	2nd	3rd	4th	TOT
FSU	12	20	15	17	64
GaT	11	25	15	4	55

Points from (This Period)	FSU	GaT
In the Paint	24	6
Off Turns	6	3
2nd Chance	8	4
Fast Break	12	0
Bench	7	10

Official Box Score
Florida St. vs Georgia Tech
Third Quarter Statistics Only
March 03, 2019 at McCamish Pavilion - Atlanta, Ga.

Florida St. 32

No.	Player	S	Pts	FG	3FG	FT	OR	DR	TR	PF	A	TO	Blk	Stl	Min	+/-
12	Ekhomu, Nicki		2	1-4	0-1	0-0	1	1	2	0	1	2	0	1	8	-3
13	Woolfolk, Nausia		2	1-4	0-2	0-0	0	1	1	0	1	1	0	1	10	0
15	Gillespie, Kiah		4	2-4	0-1	0-0	0	2	2	0	0	0	0	0	9	1
24	Jones, Mo.		4	2-2	0-0	0-0	0	1	1	1	0	0	0	0	7	0
31	Wilkinson, Savannah		0	0-0	0-0	0-0	2	2	4	1	1	0	0	0	9	-4
03	Lassiter, Sayawni		1	0-0	0-0	1-2	0	0	0	0	0	0	0	0	3	0
10	Weber, Kourtney		0	0-0	0-0	0-0	0	0	0	0	0	1	0	0	2	3
32	Myers, Valencia		2	1-1	0-0	0-0	0	0	0	2	0	0	0	0	2	3
	Team						1	0	1	0		0				
TOTALS			15	7-15	0-4	1-2	4	7	11	4	3	4	0	2	50	

Shooting By Period

Period	FG	FG%	3FG	3FG%	FT	FT%
2nd Half	0-0	0%	0-0	0%	0-0	0%
Game	26-63	41.3%	4-21	19.0%	8-16	50.0%

Georgia Tech 19

No.	Player	S	Pts	FG	3FG	FT	OR	DR	TR	PF	A	TO	Blk	Stl	Min	+/-
05	Balogun, Elizabeth		6	2-7	2-3	0-0	0	1	1	1	0	0	0	1	10	0
22	Dixon, Elizabeth		2	1-2	0-0	0-0	0	0	0	1	0	0	0	0	7	-1
24	Scott, Chanin		0	0-0	0-0	0-0	0	2	2	0	1	1	0	0	4	4
31	Lahtinen, Lotta-Maj		1	0-1	0-0	1-2	0	0	0	1	3	1	0	0	9	1
44	Fortune, Martine		0	0-0	0-0	0-0	0	0	0	0	0	0	0	0	0	0
02	Carson, Jasmine		3	1-1	1-1	0-0	0	0	0	0	0	0	0	0	6	-4
04	Diouf, Anne Francoise		0	0-0	0-0	0-0	0	0	0	0	0	0	0	0	0	0
12	Montgomery, Kondalia		0	0-0	0-0	0-0	0	0	0	0	0	0	0	0	1	-1
13	Cubaj, Lorela		3	1-3	0-0	1-2	1	0	1	0	0	0	0	3	9	-2
23	Gregg, D'asia		0	0-1	0-1	0-0	0	0	0	0	0	0	0	0	4	3
	Team						2	1	3	0		0				
TOTALS			15	5-15	3-5	2-4	3	4	7	3	4	2	0	4	50	

Shooting By Period

Period	FG	FG%	3FG	3FG%	FT	FT%
2nd Half	0-0	0%	0-0	0%	0-0	0%
Game	22-60	36.7%	7-17	41.2%	4-12	33.3%

Game Notes:

Officials: Bruce Morris, Mark Berger, Dawn Marsh
Attendance: 1567

Start Time: 2019-03-03 18:02:18
End Time: 2019-03-03 19:53:47
Game Duration: 111
Conference Game:

Score	1st	2nd	3rd	4th	TOT
FSU	12	20	15	17	64
GaT	11	25	15	4	55

Points from (This Period)	FSU	GaT
In the Paint	12	2
Off Turns	0	3
2nd Chance	4	2
Fast Break	6	0
Bench	3	6

Official Play-By-Play
Florida St. vs Georgia Tech
Third Quarter
March 03, 2019 at McCamish Pavilion - Atlanta, Ga.

Period 3

Starters:

Florida St.: 12 EKHOMU,NICKI; 13 WOOLFOLK,NAUSIA; 15 GILLESPIE,KIAH; 24 JONES,MO.; 31 WILKINSON,SAVANNAH;

Georgia Tech: 22 DIXON,ELIZABETH; 24 SCOTT,CHANIN; 31 LAHTINEN,LOTTA-MAJ; 44 FORTUNE,MARTINE; 5 BALOGUN,ELIZABETH;

Time	VISITORS: Florida St.	Score	Margin	HOME: Georgia Tech
09:40	TURNOVER (LOSTBALL) by WOOLFOLK,NAUSIA			
09:40				STEAL by CUBAJ,LORELA
09:21				TURNOVER (BADPASS) by SCOTT,CHANIN
09:21	STEAL by EKHOMU,NICKI			
09:14	TURNOVER (BADPASS) by EKHOMU,NICKI			
09:14				STEAL by CUBAJ,LORELA
08:57				MISSED JUMPER by BALOGUN,ELIZABETH
08:48	REBOUND (DEF) by WILKINSON,SAVANNAH			
08:26	MISSED JUMPER by EKHOMU,NICKI			
08:24				REBOUND (DEF) by BALOGUN,ELIZABETH
08:14		39-32	H 7	GOOD! 3PTR by BALOGUN,ELIZABETH
08:14				ASSIST by LAHTINEN,LOTTA-MAJ
07:54	MISSED JUMPER by GILLESPIE,KIAH			
07:52	REBOUND (OFF) by TEAM			
07:52				SUB OUT: SCOTT,CHANIN
07:52				SUB IN: CARSON,JASMINE
07:52	SUB OUT: WILKINSON,SAVANNAH			
07:52	SUB IN: MYERS,VALENCIA			
07:52	SUB OUT: EKHOMU,NICKI			
07:52	SUB IN: WEBER,KOURTNEY			
07:39	GOOD! LAYUP by MYERS,VALENCIA [PNT]	39-34	H 5	
07:39	ASSIST by WOOLFOLK,NAUSIA			
07:26	FOUL (PERSONAL) by MYERS,VALENCIA			
07:20				MISSED LAYUP by DIXON,ELIZABETH
07:20				REBOUND (OFF) by TEAM
07:13				MISSED LAYUP by CUBAJ,LORELA
07:10	REBOUND (DEF) by WOOLFOLK,NAUSIA			
07:06	GOOD! LAYUP by WOOLFOLK,NAUSIA [FB/PNT]	39-36	H 3	
06:56	SUB OUT: MYERS,VALENCIA			
06:56	SUB IN: WILKINSON,SAVANNAH			
06:53				MISSED JUMPER by BALOGUN,ELIZABETH
06:50	REBOUND (DEF) by WILKINSON,SAVANNAH			
06:40	TURNOVER (LOSTBALL) by WEBER,KOURTNEY			
06:40				STEAL by BALOGUN,ELIZABETH
06:36				MISSED JUMPER by BALOGUN,ELIZABETH
06:32	REBOUND (DEF) by JONES,MO.			
06:30	GOOD! LAYUP by JONES,MO. [FB]	39-38	H 1	
06:14		42-38	H 4	GOOD! 3PTR by CARSON,JASMINE
06:14				ASSIST by LAHTINEN,LOTTA-MAJ
06:02				FOUL (PERSONAL) by LAHTINEN,LOTTA-MAJ
06:02	SUB OUT: WEBER,KOURTNEY			
06:02	SUB IN: EKHOMU,NICKI			
05:49	GOOD! JUMPER by GILLESPIE,KIAH	42-40	H 2	
05:49	ASSIST by WILKINSON,SAVANNAH			
05:34	FOUL (PERSONAL) by JONES,MO.			
05:34				MISSED FT by LAHTINEN,LOTTA-MAJ
05:34				REBOUND (OFF) by TEAM
05:34	SUB OUT: JONES,MO.			
05:34	SUB IN: LASSITER,SAYAWNI			
05:34		43-40	H 3	GOOD! FT by LAHTINEN,LOTTA-MAJ
05:24	MISSED 3PTR by EKHOMU,NICKI			
05:19	REBOUND (OFF) by EKHOMU,NICKI			
05:06	GOOD! JUMPER by GILLESPIE,KIAH [PNT]	43-42	H 1	
05:06	ASSIST by EKHOMU,NICKI			
04:48	FOUL (PERSONAL) by WILKINSON,SAVANNAH			
04:48				
04:46				TURNOVER (BADPASS) by LAHTINEN,LOTTA-MAJ
04:46	STEAL by WOOLFOLK,NAUSIA			
04:40	MISSED JUMPER by EKHOMU,NICKI			
04:36				REBOUND (DEF) by TEAM
04:21				MISSED JUMPER by CUBAJ,LORELA
04:19	REBOUND (DEF) by GILLESPIE,KIAH			
03:53				FOUL (PERSONAL) by DIXON,ELIZABETH
03:52	MISSED FT by LASSITER,SAYAWNI			
03:52	REBOUND (OFF) by TEAM			
03:52				SUB OUT: DIXON,ELIZABETH
03:52				SUB IN: GREGG,D'ASIA
03:52	GOOD! FT by LASSITER,SAYAWNI	43-43	T	
03:29		45-43	H 2	GOOD! JUMPER by CUBAJ,LORELA
03:29				ASSIST by LAHTINEN,LOTTA-MAJ
03:07	MISSED 3PTR by GILLESPIE,KIAH			
03:05	REBOUND (OFF) by WILKINSON,SAVANNAH			
03:03	MISSED 3PTR by WOOLFOLK,NAUSIA			
02:59	REBOUND (OFF) by WILKINSON,SAVANNAH			
02:58				FOUL (PERSONAL) by BALOGUN,ELIZABETH
02:58	SUB OUT: GILLESPIE,KIAH			

Time	VISITORS: Florida St.	Score	Margin	HOME: Georgia Tech
02:58	SUB IN: MYERS,VALENCIA			
02:58	SUB OUT: LASSITER,SAYAWNI			
02:58	SUB IN: JONES,MO.			
02:51	TURNOVER (BADPASS) by EKHOMU,NICKI			
02:51				STEAL by CUBAJ,LORELA
02:41		48-43	H 5	GOOD! 3PTR by BALOGUN,ELIZABETH
02:23	GOOD! LAYUP by JONES,MO. [PNT]	48-45	H 3	
02:06	FOUL (PERSONAL) by MYERS,VALENCIA			
02:06				MISSED FT by CUBAJ,LORELA
02:06				REBOUND (OFF) by TEAM
02:06				SUB OUT: LAHTINEN,LOTTA-MAJ
02:06				SUB IN: MONTGOMERY,KONDALIA
02:06				SUB OUT: CARSON,JASMINE
02:06				SUB IN: SCOTT,CHANIN
02:06	SUB OUT: MYERS,VALENCIA			
02:06	SUB IN: GILLESPIE,KIAH			
02:06		49-45	H 4	GOOD! FT by CUBAJ,LORELA
01:47	MISSED JUMPER by WOOLFOLK,NAUSIA			
01:44				REBOUND (DEF) by SCOTT,CHANIN
01:22				MISSED 3PTR by GREGG,D'ASIA
01:18	REBOUND (DEF) by EKHOMU,NICKI			
01:15	GOOD! LAYUP by EKHOMU,NICKI [FB/PNT]	49-47	H 2	
01:02				MISSED JUMPER by BALOGUN,ELIZABETH
00:59				REBOUND (OFF) by CUBAJ,LORELA
00:49				MISSED 3PTR by BALOGUN,ELIZABETH
00:47	REBOUND (DEF) by GILLESPIE,KIAH			
00:40	MISSED 3PTR by WOOLFOLK,NAUSIA			
00:39				REBOUND (DEF) by SCOTT,CHANIN
00:39				SUB OUT: CUBAJ,LORELA
00:39				SUB IN: DIXON,ELIZABETH
00:39				SUB OUT: MONTGOMERY,KONDALIA
00:39				SUB IN: LAHTINEN,LOTTA-MAJ
00:10				MISSED JUMPER by LAHTINEN,LOTTA-MAJ
00:10				REBOUND (OFF) by TEAM
00:07		51-47	H 4	GOOD! JUMPER by DIXON,ELIZABETH [PNT]
00:07				ASSIST by SCOTT,CHANIN

Florida St. 47, Georgia Tech 51

Points from (This Period)	FSU	GaT
In the Paint	12	2
Off Turns	0	3
2nd Chance	4	2
Fast Break	6	0
Bench	3	6

Official Box Score
Florida St. vs Georgia Tech
Fourth Quarter Statistics Only
March 03, 2019 at McCamish Pavilion - Atlanta, Ga.

Florida St. 17

No.	Player	S	Pts	FG	3FG	FT	OR	DR	TR	PF	A	TO	Blk	Stl	Min	+/-
12	Ekhomu, Nicki		0	0-2	0-1	0-0	0	1	1	1	2	1	0	1	10	13
13	Woolfolk, Nausia		6	2-4	0-1	2-4	1	0	1	1	2	1	0	2	10	13
15	Gillespie, Kiah		4	1-3	0-1	2-2	1	3	4	1	0	0	0	1	8	13
24	Jones, Mo.		3	1-1	0-0	1-3	0	2	2	2	1	2	0	0	9	12
31	Wilkinson, Savannah		0	0-1	0-0	0-2	0	0	0	0	0	0	0	1	4	4
03	Lassiter, Sayawni		0	0-0	0-0	0-0	0	0	0	0	0	0	0	0	1	1
10	Weber, Kourtney		0	0-0	0-0	0-0	0	0	0	0	0	0	0	0	0	0
32	Myers, Valencia		4	2-3	0-0	0-0	0	3	3	0	0	0	3	2	8	9
	Team						2	0	2	0		0				
TOTALS			17	6-14	0-3	5-11	4	9	13	5	5	4	3	7	50	

Shooting By Period

Period	FG	FG%	3FG	3FG%	FT	FT%
Game	26-63	41.3%	4-21	19.0%	8-16	50.0%

Georgia Tech 4

No.	Player	S	Pts	FG	3FG	FT	OR	DR	TR	PF	A	TO	Blk	Stl	Min	+/-
05	Balogun, Elizabeth		0	0-5	0-2	0-2	0	1	1	1	0	1	0	1	10	-13
22	Dixon, Elizabeth		0	0-1	0-0	0-2	0	3	3	3	0	1	1	0	9	-13
24	Scott, Chanin		0	0-1	0-0	0-0	0	0	0	0	0	0	0	0	5	-3
31	Lahtinen, Lotta-Maj		0	0-1	0-1	0-0	1	1	2	1	0	4	0	0	5	-7
44	Fortune, Martine		0	0-0	0-0	0-0	0	0	0	0	0	0	0	0	0	0
02	Carson, Jasmine		2	1-2	0-0	0-0	0	0	0	0	0	0	0	0	6	-10
04	Diouf, Anne Francoise		0	0-0	0-0	0-0	0	0	0	1	0	0	0	0	2	-2
12	Montgomery, Kondalia		0	0-1	0-0	0-0	0	0	0	2	0	1	0	0	5	-6
13	Cubaj, Lorela		2	1-1	0-0	0-0	1	3	4	1	0	1	1	0	8	-9
23	Gregg, D'asia		0	0-0	0-0	0-0	0	0	0	0	0	0	0	0	1	-2
	Team						0	0	0	0		0				
TOTALS			4	2-12	0-3	0-4	2	8	10	9	0	8	2	1	50	

Shooting By Period

Period	FG	FG%	3FG	3FG%	FT	FT%
Game	22-60	36.7%	7-17	41.2%	4-12	33.3%

Game Notes:

Officials: **Bruce Morris, Mark Berger, Dawn Marsh**
Attendance: **1567**

Start Time: **2019-03-03 18:02:18**
End Time: **2019-03-03 19:53:47**
Game Duration: **111**
Conference Game;

Score	1st	2nd	3rd	4th	TOT
FSU	12	20	15	17	64
GaT	11	25	15	4	55

Points from (This Period)	FSU	GaT
In the Paint	12	4
Off Turns	6	0
2nd Chance	4	2
Fast Break	6	0
Bench	4	4

Official Play-By-Play
Florida St. vs Georgia Tech
Fourth Quarter
March 03, 2019 at McCamish Pavilion - Atlanta, Ga.

Period 4

Starters:

Florida St.: 12 EKHOMU,NICKI; 13 WOOLFOLK,NAUSIA; 15 GILLESPIE,KIAH; 24 JONES,MO.; 31 WILKINSON,SAVANNAH;

Georgia Tech: 22 DIXON,ELIZABETH; 24 SCOTT,CHANIN; 31 LAHTINEN,LOTTA-MAJ; 44 FORTUNE,MARTINE; 5 BALOGUN,ELIZABETH;

Time	VISITORS: Florida St.	Score	Margin	HOME: Georgia Tech
09:42	GOOD! LAYUP by MYERS,VALENCIA [PNT]	51-49	H 2	
09:42	ASSIST by WOOLFOLK,NAUSIA			
09:29				TURNOVER (BADPASS) by LAHTINEN,LOTTA-MAJ
09:29				SUB OUT: GREGG,D'ASIA
09:29				SUB IN: CUBAJ,LORELA
09:21				FOUL (PERSONAL) by CUBAJ,LORELA
09:17	MISSED 3PTR by EKHOMU,NICKI			
09:15	REBOUND (OFF) by GILLESPIE,KIAH			
09:06				FOUL (PERSONAL) by LAHTINEN,LOTTA-MAJ
08:53	MISSED JUMPER by MYERS,VALENCIA			
08:50				REBOUND (DEF) by LAHTINEN,LOTTA-MAJ
08:45				MISSED JUMPER by BALOGUN,ELIZABETH
08:41	REBOUND (DEF) by MYERS,VALENCIA			
08:35				FOUL (PERSONAL) by DIXON,ELIZABETH
08:35	GOOD! FT by JONES,MO. [FB]	51-50	H 1	
08:35	SUB OUT: GILLESPIE,KIAH			
08:35	SUB IN: WILKINSON,SAVANNAH			
08:35	MISSED FT by JONES,MO.			
08:33				REBOUND (DEF) by CUBAJ,LORELA
08:21	FOUL (PERSONAL) by JONES,MO.			
08:18				TURNOVER (BADPASS) by LAHTINEN,LOTTA-MAJ
08:18	STEAL by WILKINSON,SAVANNAH			
07:49	MISSED JUMPER by WOOLFOLK,NAUSIA			
07:45				REBOUND (DEF) by CUBAJ,LORELA
07:31				TURNOVER (LOSTBALL) by LAHTINEN,LOTTA-MAJ
07:31	STEAL by WOOLFOLK,NAUSIA			
07:14	MISSED JUMPER by WILKINSON,SAVANNAH			
07:11				REBOUND (DEF) by BALOGUN,ELIZABETH
07:07				MISSED JUMPER by BALOGUN,ELIZABETH
07:05	REBOUND (DEF) by MYERS,VALENCIA			
07:05				FOUL (PERSONAL) by DIXON,ELIZABETH
07:05				SUB OUT: LAHTINEN,LOTTA-MAJ
07:05				SUB IN: MONTGOMERY,KONDALIA
07:05	SUB OUT: MYERS,VALENCIA			
07:05	SUB IN: GILLESPIE,KIAH			
06:57	MISSED JUMPER by EKHOMU,NICKI			
06:57				BLOCK by DIXON,ELIZABETH
06:53				REBOUND (DEF) by CUBAJ,LORELA
06:42	FOUL (PERSONAL) by EKHOMU,NICKI			
06:42				MISSED FT by BALOGUN,ELIZABETH
06:42				REBOUND (OFF) by TEAM
06:42				MISSED FT by BALOGUN,ELIZABETH
06:40	REBOUND (DEF) by GILLESPIE,KIAH			
06:13	MISSED 3PTR by WOOLFOLK,NAUSIA			
06:11	REBOUND (OFF) by TEAM			
06:11				SUB OUT: SCOTT,CHANIN
06:11				SUB IN: CARSON,JASMINE
05:57	GOOD! LAYUP by GILLESPIE,KIAH [PNT]	51-52	V 1	
05:57	ASSIST by JONES,MO.			
05:39				TURNOVER (BADPASS) by DIXON,ELIZABETH
05:39	STEAL by EKHOMU,NICKI			
05:12	MISSED LAYUP by GILLESPIE,KIAH			
05:12				BLOCK by CUBAJ,LORELA
05:11	REBOUND (OFF) by TEAM			
05:11				FOUL (PERSONAL) by MONTGOMERY,KONDALIA
05:11	MISSED FT by WILKINSON,SAVANNAH			
05:11	REBOUND (OFF) by TEAM			
05:11	MISSED FT by WILKINSON,SAVANNAH			
05:08				REBOUND (DEF) by DIXON,ELIZABETH
04:58				TURNOVER (BADPASS) by MONTGOMERY,KONDALIA
04:58	STEAL by WOOLFOLK,NAUSIA			
04:56	GOOD! LAYUP by JONES,MO. [FB]	51-54	V 3	
04:56	ASSIST by WOOLFOLK,NAUSIA			
04:56				FOUL (PERSONAL) by MONTGOMERY,KONDALIA
04:56				
04:56				SUB OUT: MONTGOMERY,KONDALIA
04:56				SUB IN: LAHTINEN,LOTTA-MAJ
04:56	SUB OUT: WILKINSON,SAVANNAH			
04:56	SUB IN: MYERS,VALENCIA			
04:56	MISSED FT by JONES,MO.			
04:52				REBOUND (DEF) by DIXON,ELIZABETH
04:37				TURNOVER (BADPASS) by CUBAJ,LORELA
04:37	STEAL by MYERS,VALENCIA			
04:32	GOOD! LAYUP by MYERS,VALENCIA	51-56	V 5	
04:32	ASSIST by EKHOMU,NICKI			
04:18				MISSED 3PTR by LAHTINEN,LOTTA-MAJ

Time	VISITORS: Florida St.	Score	Margin	HOME: Georgia Tech
04:16	REBOUND (DEF) by EKHOMU,NICKI			
04:12	FOUL (OFF) by JONES,MO.			
04:12	TURNOVER (OFFENSIVE) by JONES,MO.			
04:12				SUB OUT: CUBAJ,LORELA
04:12				SUB IN: DIOUF,ANNE FRANCOISE
04:04				MISSED 3PTR by BALOGUN,ELIZABETH
04:01				REBOUND (OFF) by LAHTINEN,LOTTA-MAJ
03:48				MISSED JUMPER by CARSON,JASMINE
03:48	BLOCK by MYERS,VALENCIA			
03:44	REBOUND (DEF) by MYERS,VALENCIA			
03:37	FOUL (OFF) by WOOLFOLK,NAUSIA			
03:37	TURNOVER (OFFENSIVE) by WOOLFOLK,NAUSIA			
03:21				TURNOVER (BADPASS) by BALOGUN,ELIZABETH
03:21	STEAL by MYERS,VALENCIA			
03:14				FOUL (PERSONAL) by DIOUF,ANNE FRANCOISE
03:14	MISSED FT by WOOLFOLK,NAUSIA			
03:14	REBOUND (OFF) by TEAM			
03:14	GOOD! FT by WOOLFOLK,NAUSIA [FB]	51-57	V 6	
03:03				TURNOVER (LOSTBALL) by LAHTINEN,LOTTA-MAJ
03:03	STEAL by GILLESPIE,KIAH			
02:54	TIMEOUT 30SEC			
02:54				
02:41				FOUL (PERSONAL) by DIXON,ELIZABETH
02:41	GOOD! FT by WOOLFOLK,NAUSIA	51-58	V 7	
02:41				SUB OUT: DIOUF,ANNE FRANCOISE
02:41				SUB IN: CUBAJ,LORELA
02:41				SUB OUT: LAHTINEN,LOTTA-MAJ
02:41				SUB IN: MONTGOMERY,KONDALIA
02:40	MISSED FT by WOOLFOLK,NAUSIA			
02:39				REBOUND (DEF) by DIXON,ELIZABETH
02:23				MISSED JUMPER by DIXON,ELIZABETH
02:23	BLOCK by MYERS,VALENCIA			
02:19	REBOUND (DEF) by JONES,MO.			
02:12	TURNOVER (DRIBBLING) by JONES,MO.			
02:00				MISSED 3PTR by BALOGUN,ELIZABETH
01:55	REBOUND (DEF) by JONES,MO.			
01:49	GOOD! LAYUP by WOOLFOLK,NAUSIA [FB]	51-60	V 9	
01:49	ASSIST by EKHOMU,NICKI			
01:27		53-60	V 7	GOOD! LAYUP by CARSON,JASMINE [PNT]
01:14	TURNOVER (LOSTBALL) by EKHOMU,NICKI			
01:14				STEAL by BALOGUN,ELIZABETH
01:13				MISSED LAYUP by BALOGUN,ELIZABETH
01:13	REBOUND (DEF) by GILLESPIE,KIAH			
01:12				FOUL (PERSONAL) by BALOGUN,ELIZABETH
01:12	GOOD! FT by GILLESPIE,KIAH	53-61	V 8	
01:12	SUB OUT: JONES,MO.			
01:12	SUB IN: LASSITER,SAYAWNI			
01:12	GOOD! FT by GILLESPIE,KIAH	53-62	V 9	
01:01				MISSED JUMPER by MONTGOMERY,KONDALIA
01:01	BLOCK by MYERS,VALENCIA			
01:01				REBOUND (OFF) by TEAM
01:01	SUB OUT: LASSITER,SAYAWNI			
01:01	SUB IN: JONES,MO.			
00:51	FOUL (PERSONAL) by GILLESPIE,KIAH			
00:51				MISSED FT by DIXON,ELIZABETH
00:51				REBOUND (OFF) by TEAM
00:51	SUB OUT: JONES,MO.			
00:51	SUB IN: LASSITER,SAYAWNI			
00:51				MISSED FT by DIXON,ELIZABETH
00:50	REBOUND (DEF) by GILLESPIE,KIAH			
00:50	TIMEOUT 30SEC			
00:50				SUB OUT: DIXON,ELIZABETH
00:50				SUB IN: SCOTT,CHANIN
00:23	MISSED 3PTR by GILLESPIE,KIAH			
00:21	REBOUND (OFF) by WOOLFOLK,NAUSIA			
00:21	GOOD! LAYUP by WOOLFOLK,NAUSIA	53-64	V 11	
00:05				MISSED LAYUP by SCOTT,CHANIN
00:01				REBOUND (OFF) by CUBAJ,LORELA
00:01		55-64	V 9	GOOD! LAYUP by CUBAJ,LORELA

Florida St. 64, Georgia Tech 55

Points from (This Period)	FSU	GaT
In the Paint	12	4
Off Turns	6	0
2nd Chance	4	2
Fast Break	6	0
Bench	4	4

**Official Scoring/Possession Reference Chart
 Florida St. vs Georgia Tech
 Period 1
 March 03, 2019 at McCamish Pavilion - Atlanta, Ga.**

Period 1

Starters:

Florida St.: 12 EKHOMU,NICKI; 13 WOOLFOLK,NAUSIA; 15 GILLESPIE,KIAH; 24 JONES,MO.; 31 WILKINSON,SAVANNAH;

Georgia Tech: 22 DIXON,ELIZABETH; 24 SCOTT,CHANIN; 31 LAHTINEN,LOTTA-MAJ; 44 FORTUNE,MARTINE; 5 BALOGUN,ELIZABETH;

Time	VISITORS: Florida St.	Score	Margin	HOME: Georgia Tech
09:46	GOOD! 3PTR by WOOLFOLK,NAUSIA	0-3	V 3	
08:57		1-3	V 2	GOOD! FT by BALOGUN,ELIZABETH
08:26		3-3	T	GOOD! LAYUP by CUBAJ,LORELA
07:34	GOOD! 3PTR by WOOLFOLK,NAUSIA	3-6	V 3	
06:11	GOOD! JUMPER by WILKINSON,SAVANNAH	3-8	V 5	
05:49		4-8	V 4	GOOD! FT by BALOGUN,ELIZABETH
05:30	GOOD! LAYUP by GILLESPIE,KIAH	4-10	V 6	
05:09		6-10	V 4	GOOD! LAYUP by CUBAJ,LORELA
02:46	GOOD! LAYUP by MYERS,VALENCIA	6-12	V 6	
01:23		8-12	V 4	GOOD! LAYUP by CUBAJ,LORELA [PNT]
00:31		11-12	V 1	GOOD! 3PTR by CARSON,JASMINE

Florida St. 12, Georgia Tech 11

Official Scoring/Possession Reference Chart
Florida St. vs Georgia Tech
Period 2
March 03, 2019 at McCamish Pavilion - Atlanta, Ga.

Period 2

Starters:

Florida St.: 12 EKHOMU,NICKI; 13 WOOLFOLK,NAUSIA; 15 GILLESPIE,KIAH; 24 JONES,MO.; 31 WILKINSON,SAVANNAH;

Georgia Tech: 22 DIXON,ELIZABETH; 24 SCOTT,CHANIN; 31 LAHTINEN,LOTTA-MAJ; 44 FORTUNE,MARTINE; 5 BALOGUN,ELIZABETH;

Time	VISITORS: Florida St.	Score	Margin	HOME: Georgia Tech
09:41		13-12	H 1	GOOD! JUMPER by DIXON,ELIZABETH [PNT]
08:51		15-12	H 3	GOOD! JUMPER by DIXON,ELIZABETH
08:11		18-12	H 6	GOOD! 3PTR by CARSON,JASMINE
07:53	GOOD! 3PTR by EKHOMU,NICKI	18-15	H 3	
07:36		20-15	H 5	GOOD! JUMPER by DIXON,ELIZABETH
07:11	GOOD! FT by MYERS,VALENCIA	20-16	H 4	
06:58		23-16	H 7	GOOD! 3PTR by CARSON,JASMINE
06:30	GOOD! LAYUP by MYERS,VALENCIA	23-18	H 5	
06:07	GOOD! LAYUP by JONES,MO. [FB/PNT]	23-20	H 3	
05:21		25-20	H 5	GOOD! JUMPER by DIXON,ELIZABETH
05:03	GOOD! 3PTR by EKHOMU,NICKI	25-23	H 2	
03:58	GOOD! JUMPER by GILLESPIE,KIAH	25-25	T	
03:07	GOOD! JUMPER by EKHOMU,NICKI	25-27	V 2	
02:43		27-27	T	GOOD! JUMPER by DIOUF,ANNE FRANCOISE [PNT]
02:12		29-27	H 2	GOOD! JUMPER by BALOGUN,ELIZABETH [FB/PNT]
01:13		32-27	H 5	GOOD! 3PTR by BALOGUN,ELIZABETH
00:57	GOOD! LAYUP by JONES,MO. [PNT]	32-29	H 3	
00:57	GOOD! FT by JONES,MO.	32-30	H 2	
00:41		34-30	H 4	GOOD! JUMPER by DIOUF,ANNE FRANCOISE [PNT]
00:13	GOOD! LAYUP by WOOLFOLK,NAUSIA	34-32	H 2	
00:00		36-32	H 4	GOOD! LAYUP by GREGG,D'ASIA

Florida St. 32, Georgia Tech 36

**Official Scoring/Possession Reference Chart
 Florida St. vs Georgia Tech
 Period 3
 March 03, 2019 at McCamish Pavilion - Atlanta, Ga.**

Period 3

Starters:

Florida St.: 12 EKHOMU,NICKI; 13 WOOLFOLK,NAUSIA; 15 GILLESPIE,KIAH; 24 JONES,MO.; 31 WILKINSON,SAVANNAH;

Georgia Tech: 22 DIXON,ELIZABETH; 24 SCOTT,CHANIN; 31 LAHTINEN,LOTTA-MAJ; 44 FORTUNE,MARTINE; 5 BALOGUN,ELIZABETH;

Time	VISITORS: Florida St.	Score	Margin	HOME: Georgia Tech
08:14		39-32	H 7	GOOD! 3PTR by BALOGUN,ELIZABETH
07:39	GOOD! LAYUP by MYERS,VALENCIA [PNT]	39-34	H 5	
07:06	GOOD! LAYUP by WOOLFOLK,NAUSIA [FB/PNT]	39-36	H 3	
06:30	GOOD! LAYUP by JONES,MO. [FB]	39-38	H 1	
06:14		42-38	H 4	GOOD! 3PTR by CARSON,JASMINE
05:49	GOOD! JUMPER by GILLESPIE,KIAH	42-40	H 2	
05:34		43-40	H 3	GOOD! FT by LAHTINEN,LOTTA-MAJ
05:06	GOOD! JUMPER by GILLESPIE,KIAH [PNT]	43-42	H 1	
03:52	GOOD! FT by LASSITER,SAYAWNI	43-43	T	
03:29		45-43	H 2	GOOD! JUMPER by CUBAJ,LORELA
02:41		48-43	H 5	GOOD! 3PTR by BALOGUN,ELIZABETH
02:23	GOOD! LAYUP by JONES,MO. [PNT]	48-45	H 3	
02:06		49-45	H 4	GOOD! FT by CUBAJ,LORELA
01:15	GOOD! LAYUP by EKHOMU,NICKI [FB/PNT]	49-47	H 2	
00:07		51-47	H 4	GOOD! JUMPER by DIXON,ELIZABETH [PNT]

Florida St. 47, Georgia Tech 51

**Official Scoring/Possession Reference Chart
 Florida St. vs Georgia Tech
 Period 4
 March 03, 2019 at McCamish Pavilion - Atlanta, Ga.**

Period 4

Starters:

Florida St.: 12 EKHOMU, NICKI; 13 WOOLFOLK, NAUSIA; 15 GILLESPIE, KIAH; 24 JONES, MO.; 31 WILKINSON, SAVANNAH;

Georgia Tech: 22 DIXON, ELIZABETH; 24 SCOTT, CHANIN; 31 LAHTINEN, LOTTA-MAJ; 44 FORTUNE, MARTINE; 5 BALOGUN, ELIZABETH;

Time	VISITORS: Florida St.	Score	Margin	HOME: Georgia Tech
09:42	GOOD! LAYUP by MYERS, VALENCIA [PNT]	51-49	H 2	
08:35	GOOD! FT by JONES, MO. [FB]	51-50	H 1	
05:57	GOOD! LAYUP by GILLESPIE, KIAH [PNT]	51-52	V 1	
04:56	GOOD! LAYUP by JONES, MO. [FB]	51-54	V 3	
04:32	GOOD! LAYUP by MYERS, VALENCIA	51-56	V 5	
03:14	GOOD! FT by WOOLFOLK, NAUSIA [FB]	51-57	V 6	
02:41	GOOD! FT by WOOLFOLK, NAUSIA	51-58	V 7	
01:49	GOOD! LAYUP by WOOLFOLK, NAUSIA [FB]	51-60	V 9	
01:27		53-60	V 7	GOOD! LAYUP by CARSON, JASMINE [PNT]
01:12	GOOD! FT by GILLESPIE, KIAH	53-61	V 8	
01:12	GOOD! FT by GILLESPIE, KIAH	53-62	V 9	
00:21	GOOD! LAYUP by WOOLFOLK, NAUSIA	53-64	V 11	
00:01		55-64	V 9	GOOD! LAYUP by CUBAJ, LORELA

Florida St. 64, Georgia Tech 55

Official Substitutions Log
Florida St. vs Georgia Tech
Period 1
March 03, 2019 at McCamish Pavilion - Atlanta, Ga.

VISITORS: Florida St.	Time	Score	HOME: Georgia Tech
12 EKHOMU, NICKI			22 DIXON, ELIZABETH
13 WOOLFOLK, NAUSIA			24 SCOTT, CHANIN
15 GILLESPIE, KIAH			31 LAHTINEN, LOTTI-MAJ
24 JONES, MO.			44 FORTUNE, MARTINE
31 WILKINSON, SAVANNAH			5 BALOGUN, ELIZABETH
SUB OUT: 24 JONES, MO.	09:01	3-0	
SUB IN: 3 LASSITER, SAYAWNI	09:01		
SUB OUT: 3 LASSITER, SAYAWNI	08:57	3-0	
SUB IN: 24 JONES, MO.	08:57		
	08:39	3-1	SUB OUT: FORTUNE, MARTINE
	08:39		SUB IN: CUBAJ, LORELA
SUB OUT: 13 WOOLFOLK, NAUSIA	05:49	8-4	
SUB IN: 3 LASSITER, SAYAWNI	05:49		
SUB OUT: 24 JONES, MO.	05:49		
SUB IN: 10 WEBER, KOURTNEY	05:49		
SUB OUT: 15 GILLESPIE, KIAH	05:13	10-4	
SUB IN: 32 MYERS, VALENCIA	05:13		
SUB OUT: 3 LASSITER, SAYAWNI	04:49	10-6	
SUB IN: 13 WOOLFOLK, NAUSIA	04:49		
SUB OUT: 31 WILKINSON, SAVANNAH	04:49		
SUB IN: 15 GILLESPIE, KIAH	04:49		
SUB OUT: 12 EKHOMU, NICKI	03:10	10-6	
SUB IN: 24 JONES, MO.	03:10		
	03:10		SUB OUT: DIXON, ELIZABETH
	03:10		SUB IN: GREGG, D'ASIA
	00:52	12-8	SUB OUT: SCOTT, CHANIN
	00:52		SUB IN: CARSON, JASMINE
	00:52		SUB OUT: LAHTINEN, LOTTI-MAJ
	00:52		SUB IN: MONTGOMERY, KONDALIA
SUB OUT: 13 WOOLFOLK, NAUSIA	00:52		
SUB IN: 12 EKHOMU, NICKI	00:52		
SUB OUT: 24 JONES, MO.	00:52		
SUB IN: 3 LASSITER, SAYAWNI	00:52		
SUB OUT: 32 MYERS, VALENCIA	00:52		
SUB IN: 31 WILKINSON, SAVANNAH	00:52		

Florida St. 12, Georgia Tech 11

Official Substitutions Log
Florida St. vs Georgia Tech
Period 2
March 03, 2019 at McCamish Pavilion - Atlanta, Ga.

VISITORS: Florida St.	Time	Score	HOME: Georgia Tech
12 EKHOMU, NICKI			22 DIXON, ELIZABETH
13 WOOLFOLK, NAUSIA			24 SCOTT, CHANIN
15 GILLESPIE, KIAH			31 LAHTINEN, LOTTA-MAJ
24 JONES, MO.			44 FORTUNE, MARTINE
31 WILKINSON, SAVANNAH			5 BALOGUN, ELIZABETH
	09:12	12-13	SUB OUT: GREGG, D'ASIA
	09:12		SUB IN: CUBAJ, LORELA
	09:12		SUB OUT: BALOGUN, ELIZABETH
	09:12		SUB IN: SCOTT, CHANIN
SUB OUT: 31 WILKINSON, SAVANNAH	09:12		
SUB IN: 32 MYERS, VALENCIA	09:12		
SUB OUT: 3 LASSITER, SAYAWNI	09:12		
SUB IN: 24 JONES, MO.	09:12		
	07:11	15-20	SUB OUT: MONTGOMERY, KONDALIA
	07:11		SUB IN: LAHTINEN, LOTTA-MAJ
	07:11		SUB OUT: CUBAJ, LORELA
	07:11		SUB IN: DIOUF, ANNE FRANCOISE
	05:40	20-23	SUB OUT: SCOTT, CHANIN
	05:40		SUB IN: BALOGUN, ELIZABETH
	01:28	27-29	SUB OUT: CARSON, JASMINE
	01:28		SUB IN: SCOTT, CHANIN
	01:28		SUB OUT: DIXON, ELIZABETH
	01:28		SUB IN: GREGG, D'ASIA
	01:28		SUB OUT: LAHTINEN, LOTTA-MAJ
	01:28		SUB IN: MONTGOMERY, KONDALIA
SUB OUT: 32 MYERS, VALENCIA	01:28		
SUB IN: 31 WILKINSON, SAVANNAH	01:28		

Florida St. 32, Georgia Tech 36

Official Substitutions Log
Florida St. vs Georgia Tech
Period 3
March 03, 2019 at McCamish Pavilion - Atlanta, Ga.

VISITORS: Florida St.	Time	Score	HOME: Georgia Tech
12 EKHOMU, NICKI			22 DIXON, ELIZABETH
13 WOOLFOLK, NAUSIA			24 SCOTT, CHANIN
15 GILLESPIE, KIAH			31 LAHTINEN, LOTTA-MAJ
24 JONES, MO.			44 FORTUNE, MARTINE
31 WILKINSON, SAVANNAH			5 BALOGUN, ELIZABETH
	07:52	32-39	SUB OUT: SCOTT, CHANIN
	07:52		SUB IN: CARSON, JASMINE
SUB OUT: 31 WILKINSON, SAVANNAH	07:52		
SUB IN: 32 MYERS, VALENCIA	07:52		
SUB OUT: 12 EKHOMU, NICKI	07:52		
SUB IN: 10 WEBER, KOURTNEY	07:52		
SUB OUT: 32 MYERS, VALENCIA	06:56	36-39	
SUB IN: 31 WILKINSON, SAVANNAH	06:56		
SUB OUT: 10 WEBER, KOURTNEY	06:02	38-42	
SUB IN: 12 EKHOMU, NICKI	06:02		
SUB OUT: 24 JONES, MO.	05:34	40-42	
SUB IN: 3 LASSITER, SAYAWNI	05:34		
	03:52	42-43	SUB OUT: DIXON, ELIZABETH
	03:52		SUB IN: GREGG, D'ASIA
SUB OUT: 15 GILLESPIE, KIAH	02:58	43-45	
SUB IN: 32 MYERS, VALENCIA	02:58		
SUB OUT: 3 LASSITER, SAYAWNI	02:58		
SUB IN: 24 JONES, MO.	02:58		
	02:06	45-48	SUB OUT: LAHTINEN, LOTTA-MAJ
	02:06		SUB IN: MONTGOMERY, KONDALIA
	02:06		SUB OUT: CARSON, JASMINE
	02:06		SUB IN: SCOTT, CHANIN
SUB OUT: 32 MYERS, VALENCIA	02:06		
SUB IN: 15 GILLESPIE, KIAH	02:06		
	00:39	47-49	SUB OUT: CUBAJ, LORELA
	00:39		SUB IN: DIXON, ELIZABETH
	00:39		SUB OUT: MONTGOMERY, KONDALIA
	00:39		SUB IN: LAHTINEN, LOTTA-MAJ

Florida St. 47, Georgia Tech 51

**Official Substitutions Log
Florida St. vs Georgia Tech
Period 4
March 03, 2019 at McCamish Pavilion - Atlanta, Ga.**

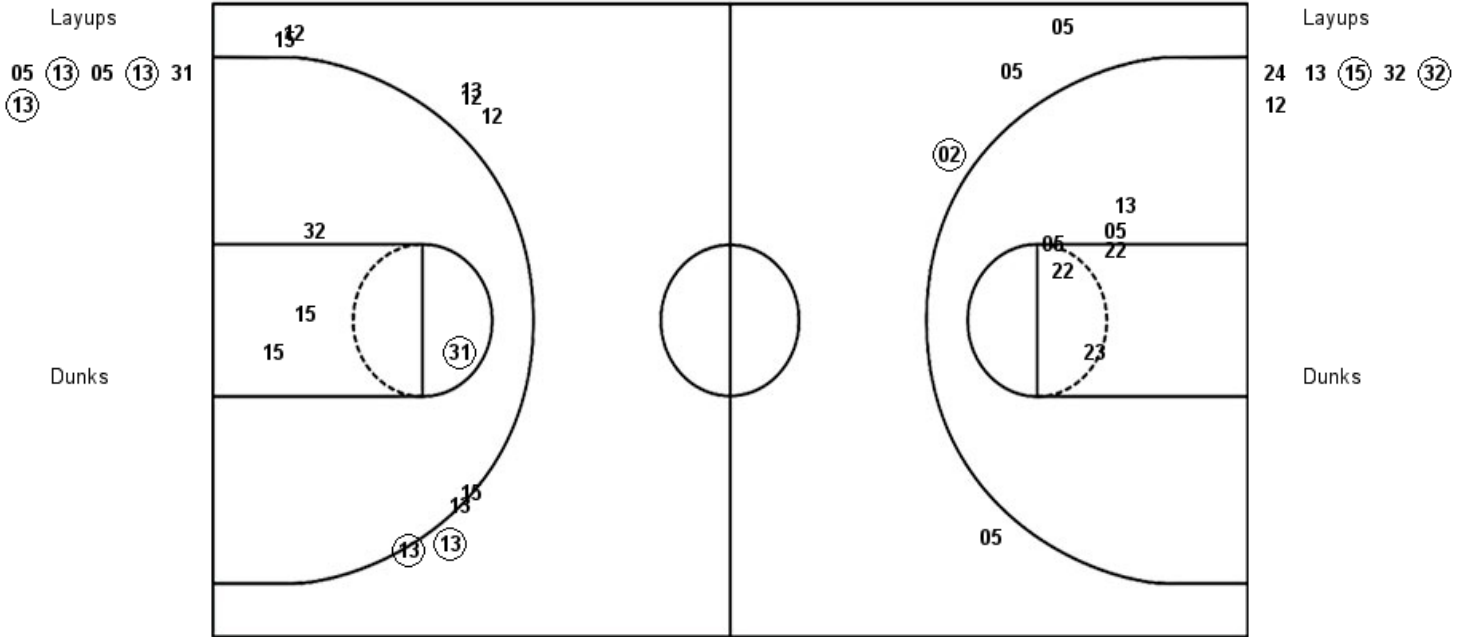
VISITORS: Florida St.	Time	Score	HOME: Georgia Tech
12 EKHOMU, NICKI			22 DIXON, ELIZABETH
13 WOOLFOLK, NAUSIA			24 SCOTT, CHANIN
15 GILLESPIE, KIAH			31 LAHTINEN, LOTTA-MAJ
24 JONES, MO.			44 FORTUNE, MARTINE
31 WILKINSON, SAVANNAH			5 BALOGUN, ELIZABETH
	09:29	49-51	SUB OUT: GREGG, D'ASIA
	09:29		SUB IN: CUBAJ, LORELA
SUB OUT: 15 GILLESPIE, KIAH	08:35	50-51	
SUB IN: 31 WILKINSON, SAVANNAH	08:35		
	07:05	50-51	SUB OUT: LAHTINEN, LOTTA-MAJ
	07:05		SUB IN: MONTGOMERY, KONDALIA
SUB OUT: 32 MYERS, VALENCIA	07:05		
SUB IN: 15 GILLESPIE, KIAH	07:05		
	06:11	50-51	SUB OUT: SCOTT, CHANIN
	06:11		SUB IN: CARSON, JASMINE
	04:56	54-51	SUB OUT: MONTGOMERY, KONDALIA
	04:56		SUB IN: LAHTINEN, LOTTA-MAJ
SUB OUT: 31 WILKINSON, SAVANNAH	04:56		
SUB IN: 32 MYERS, VALENCIA	04:56		
	04:12	56-51	SUB OUT: CUBAJ, LORELA
	04:12		SUB IN: DIOUF, ANNE FRANCOISE
	02:41	58-51	SUB OUT: DIOUF, ANNE FRANCOISE
	02:41		SUB IN: CUBAJ, LORELA
	02:41		SUB OUT: LAHTINEN, LOTTA-MAJ
	02:41		SUB IN: MONTGOMERY, KONDALIA
SUB OUT: 24 JONES, MO.	01:12	61-53	
SUB IN: 3 LASSITER, SAYAWNI	01:12		
SUB OUT: 3 LASSITER, SAYAWNI	01:01	62-53	
SUB IN: 24 JONES, MO.	01:01		
SUB OUT: 24 JONES, MO.	00:51	62-53	
SUB IN: 3 LASSITER, SAYAWNI	00:51		
	00:50	62-53	SUB OUT: DIXON, ELIZABETH
	00:50		SUB IN: SCOTT, CHANIN

Florida St. 64, Georgia Tech 55

Official Shot Chart
Florida St. vs Georgia Tech
PERIOD 1 Shots
 March 03, 2019 at McCamish Pavilion - Atlanta, Ga.

Georgia Tech

Florida St.



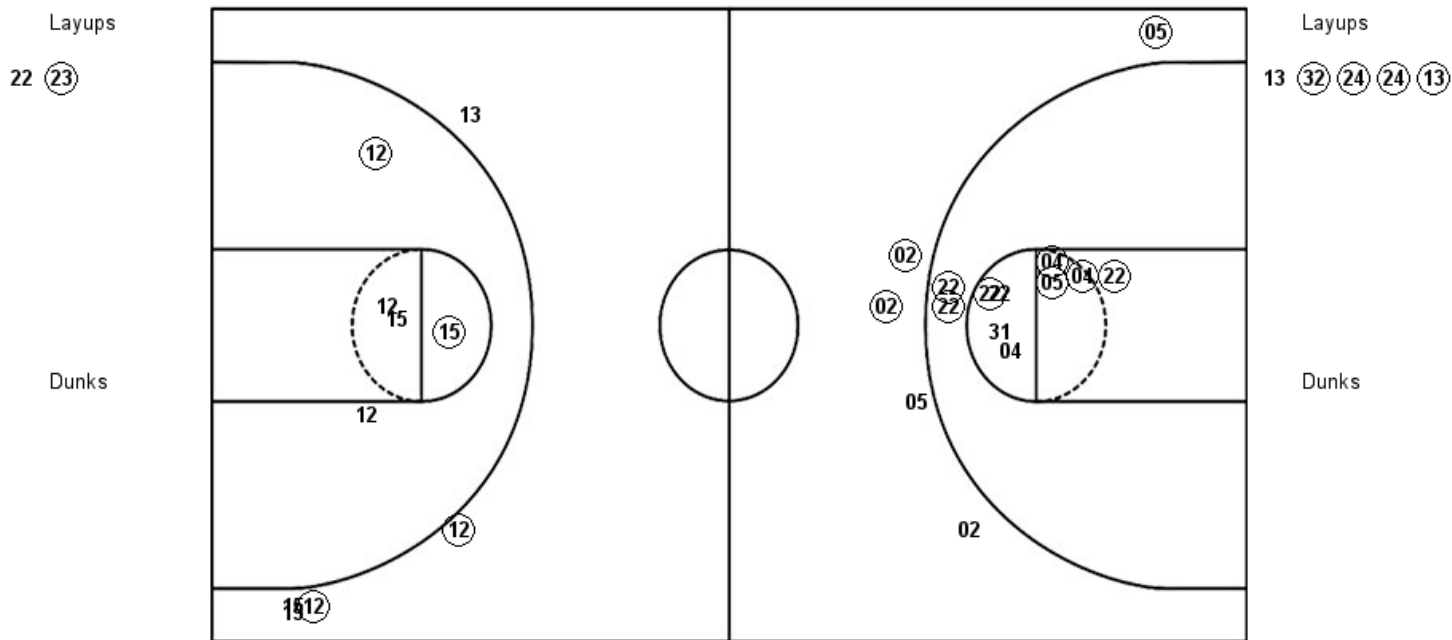
GaT : Period 1	Made	Att	Pct
Layups	3	6	50.0
Dunks	0	0	0
2PT Field Goals	3	12	25.0
3PT Field Goals	1	4	25.0
Total Field Goals	4	16	25.0

FSU : Period 1	Made	Att	Pct
Layups	2	6	33.3
Dunks	0	0	0
2PT Field Goals	3	10	30.0
3PT Field Goals	2	9	22.2
Total Field Goals	5	19	26.3

Official Shot Chart
Florida St. vs Georgia Tech
PERIOD 2 Shots
 March 03, 2019 at McCamish Pavilion - Atlanta, Ga.

Georgia Tech

Florida St.



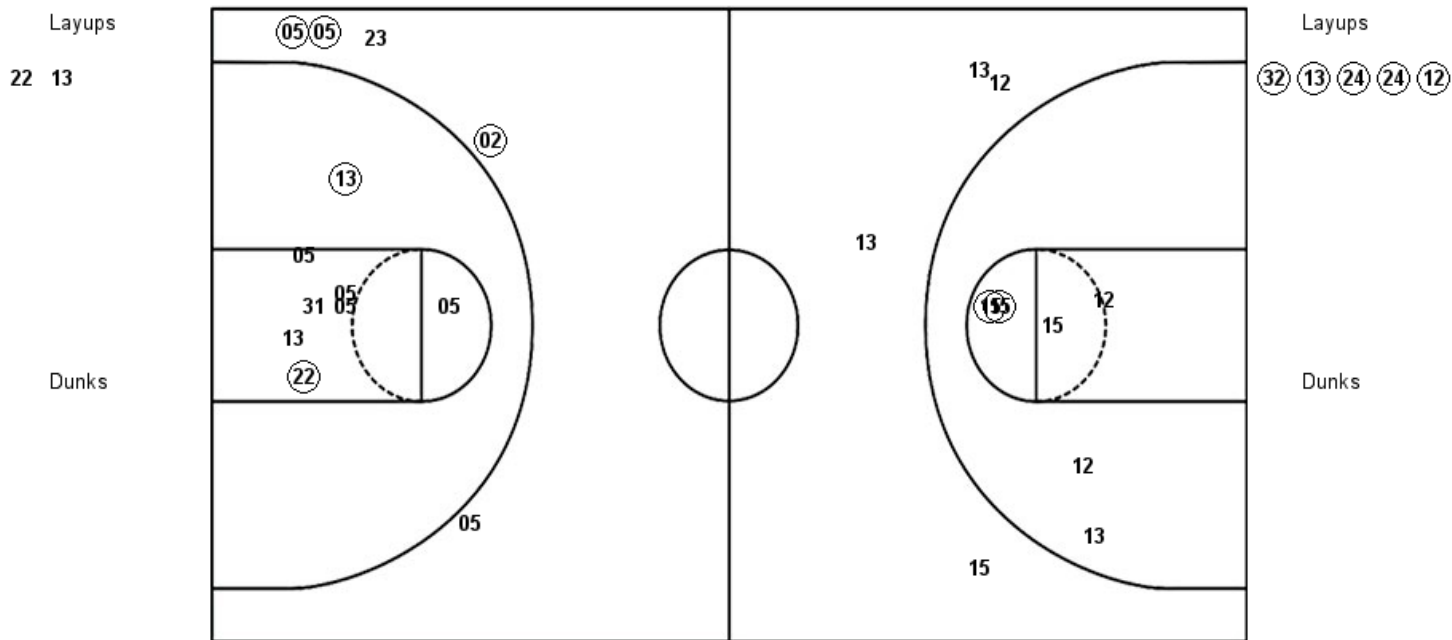
GaT : Period 2	Made	Att	Pct
Layups	1	2	50.0
Dunks	0	0	0
2PT Field Goals	8	12	66.7
3PT Field Goals	3	5	60.0
Total Field Goals	11	17	64.7

FSU : Period 2	Made	Att	Pct
Layups	4	5	80.0
Dunks	0	0	0
2PT Field Goals	6	10	60.0
3PT Field Goals	2	5	40.0
Total Field Goals	8	15	53.3

Official Shot Chart
Florida St. vs Georgia Tech
PERIOD 3 Shots
March 03, 2019 at McCamish Pavilion - Atlanta, Ga.

Georgia Tech

Florida St.



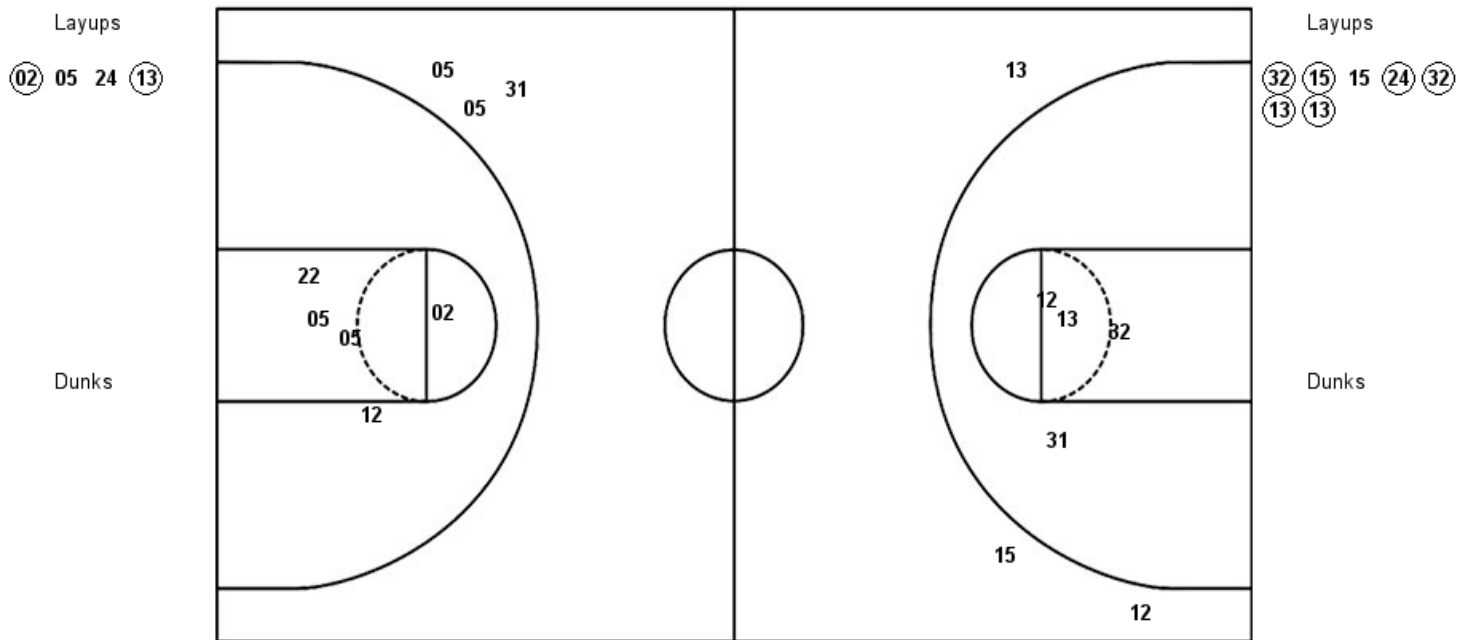
GaT : Period 3	Made	Att	Pct
Layups	0	2	00.0
Dunks	0	0	0
2PT Field Goals	2	10	20.0
3PT Field Goals	3	5	60.0
Total Field Goals	5	15	33.3

FSU : Period 3	Made	Att	Pct
Layups	5	5	100.0
Dunks	0	0	0
2PT Field Goals	7	11	63.6
3PT Field Goals	0	4	00.0
Total Field Goals	7	15	46.7

Official Shot Chart
Florida St. vs Georgia Tech
PERIOD 4 Shots
March 03, 2019 at McCamish Pavilion - Atlanta, Ga.

Georgia Tech

Florida St.

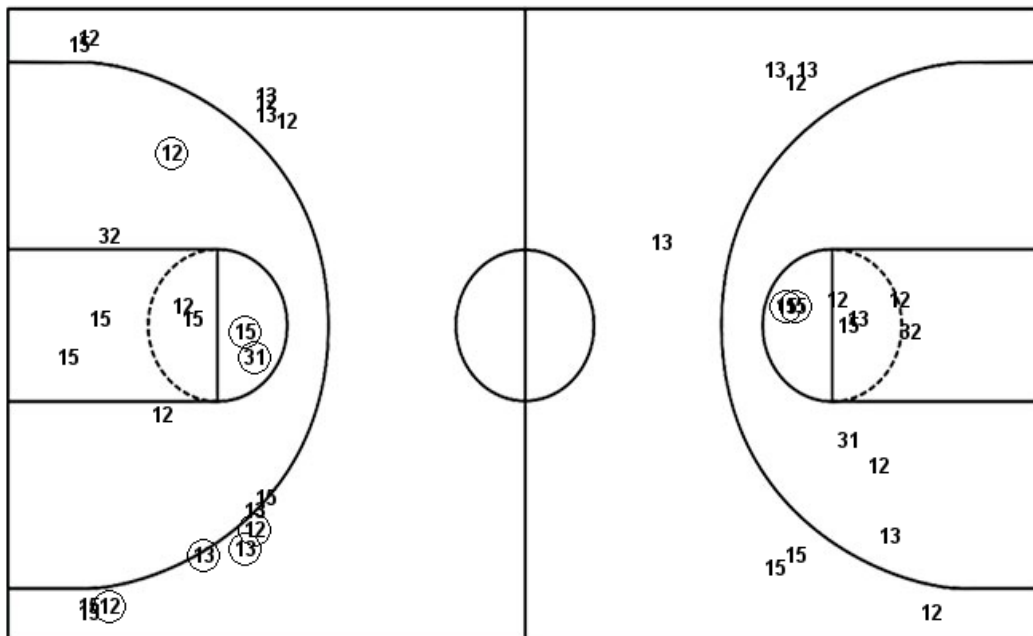


GaT : Period 4	Made	Att	Pct
Layups	2	4	50.0
Dunks	0	0	0
2PT Field Goals	2	9	22.2
3PT Field Goals	0	3	00.0
Total Field Goals	2	12	16.7

FSU : Period 4	Made	Att	Pct
Layups	6	7	85.7
Dunks	0	0	0
2PT Field Goals	6	11	54.5
3PT Field Goals	0	3	00.0
Total Field Goals	6	14	42.9

Official Shot Chart
Florida St. vs Georgia Tech
 Florida St. Team Shots
 March 03, 2019 at McCamish Pavilion - Atlanta, Ga.

Layups



Layups

- 24 13 15 32 32
- 12 13 32 24 24
- 13 32 13 24 24
- 12 32 15 15 24
- 32 13 13

Dunks

Dunks

FSU : Period 1	Made	Att	Pct
Layups	2	6	33.3
Dunks	0	0	0
2PT Field Goals	3	10	30.0
3PT Field Goals	2	9	22.2
Total Field Goals	5	19	26.3

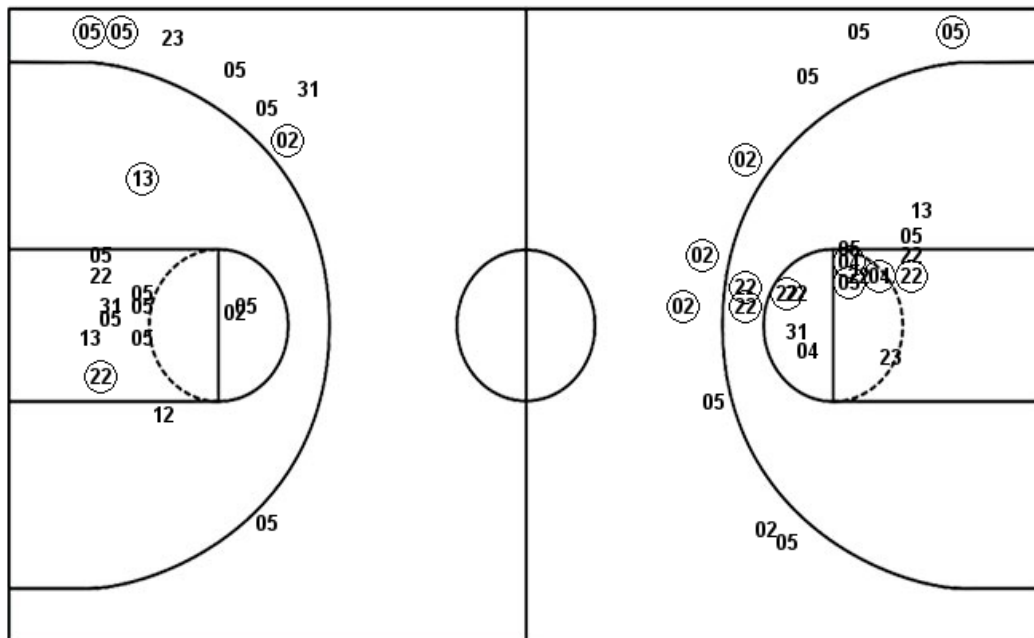
FSU : Period 2	Made	Att	Pct
Layups	4	5	80.0
Dunks	0	0	0
2PT Field Goals	6	10	60.0
3PT Field Goals	2	5	40.0
Total Field Goals	8	15	53.3

FSU : Period 3	Made	Att	Pct
Layups	5	5	100.0
Dunks	0	0	0
2PT Field Goals	7	11	63.6
3PT Field Goals	0	4	00.0
Total Field Goals	7	15	46.7

FSU : Period 4	Made	Att	Pct
Layups	6	7	85.7
Dunks	0	0	0
2PT Field Goals	6	11	54.5
3PT Field Goals	0	3	00.0
Total Field Goals	6	14	42.9

Official Shot Chart
Florida St. vs Georgia Tech
Georgia Tech Team Shots
March 03, 2019 at McCamish Pavilion - Atlanta, Ga.

Layups



Layups

Dunks

Dunks

GaT : Period 1	Made	Att	Pct
Layups	3	6	50.0
Dunks	0	0	0
2PT Field Goals	3	12	25.0
3PT Field Goals	1	4	25.0
Total Field Goals	4	16	25.0

GaT : Period 2	Made	Att	Pct
Layups	1	2	50.0
Dunks	0	0	0
2PT Field Goals	8	12	66.7
3PT Field Goals	3	5	60.0
Total Field Goals	11	17	64.7

GaT : Period 3	Made	Att	Pct
Layups	0	2	00.0
Dunks	0	0	0
2PT Field Goals	2	10	20.0
3PT Field Goals	3	5	60.0
Total Field Goals	5	15	33.3

GaT : Period 4	Made	Att	Pct
Layups	2	4	50.0
Dunks	0	0	0
2PT Field Goals	2	9	22.2
3PT Field Goals	0	3	00.0
Total Field Goals	2	12	16.7