

FINAL SCORE



Texas A&M

68



Houston

52

December 07, 2018 • Fertitta Center - Houston, Texas

FINAL STATISTICS

Official Box Score
Texas A&M vs Houston
Game Totals -- Final Statistics
December 07, 2018 at Fertitta Center - Houston, Texas

Texas A&M 68

| No. | Player | S | Pts | FG | 3FG | FT | OR | DR | TR | PF | A | TO | Blk | Stl | Min | +/- |
|---------------|----------------------|---|-----------|--------------|-------------|--------------|-----------|-----------|-----------|-----------|-----------|-----------|----------|----------|------------|-----|
| 02 | Wilson, Aaliyah | | 18 | 6-12 | 1-3 | 5-6 | 1 | 3 | 4 | 2 | 2 | 0 | 1 | 1 | 39 | 17 |
| 03 | Carter, Chennedy | | 25 | 9-23 | 1-7 | 6-9 | 0 | 3 | 3 | 3 | 6 | 4 | 0 | 1 | 38 | 20 |
| 11 | Wells, Kayla | | 4 | 2-6 | 0-0 | 0-0 | 1 | 0 | 1 | 4 | 0 | 2 | 0 | 1 | 28 | 17 |
| 31 | Jones, N'dea | | 10 | 5-10 | 0-0 | 0-0 | 5 | 8 | 13 | 1 | 1 | 6 | 0 | 1 | 34 | 10 |
| 40 | Johnson, Ciera | | 11 | 5-8 | 0-0 | 1-1 | 3 | 4 | 7 | 3 | 1 | 3 | 0 | 3 | 34 | 20 |
| 01 | Jackson, Aahliyah | | 0 | 0-0 | 0-0 | 0-0 | 0 | 2 | 2 | 1 | 1 | 0 | 0 | 0 | 6 | 3 |
| 04 | Washington, Shambria | | 0 | 0-0 | 0-0 | 0-0 | 0 | 0 | 0 | 0 | 1 | 1 | 0 | 0 | 6 | -8 |
| 12 | Rael-Whitsitt, Cheah | | 0 | 0-0 | 0-0 | 0-0 | 0 | 0 | 0 | 1 | 0 | 0 | 0 | 0 | 4 | 2 |
| 15 | Williams, Jasmine | | 0 | 0-0 | 0-0 | 0-0 | 0 | 1 | 1 | 0 | 0 | 1 | 0 | 0 | 4 | 1 |
| 23 | Harrison, Lauren | | 0 | 0-0 | 0-0 | 0-0 | 0 | 0 | 0 | 0 | 0 | 0 | 0 | 0 | 1 | 2 |
| 34 | Martin, Caylinne | | 0 | 0-1 | 0-0 | 0-0 | 0 | 2 | 2 | 1 | 0 | 1 | 0 | 0 | 6 | -4 |
| | Team | | | | | | 3 | 5 | 8 | 0 | | 0 | | | | |
| TOTALS | | | 68 | 27-60 | 2-10 | 12-16 | 13 | 28 | 41 | 16 | 12 | 18 | 1 | 7 | 199 | |

Shooting By Period

| Period | FG | FG% | 3FG | 3FG% | FT | FT% |
|-------------|--------------|--------------|-------------|--------------|--------------|--------------|
| 1st Qtr | 7-18 | 39% | 0-3 | 00% | 0-0 | 0% |
| 2nd Qtr | 4-13 | 31% | 0-1 | 00% | 4-5 | 80% |
| 3rd Qtr | 8-14 | 57% | 1-2 | 50% | 4-5 | 80% |
| 4th Qtr | 8-15 | 53% | 1-4 | 25% | 4-6 | 67% |
| 1st Half | 11-31 | 35% | 0-4 | 00% | 4-5 | 80% |
| 2nd Half | 16-29 | 55% | 2-6 | 33% | 8-11 | 73% |
| Game | 27-60 | 45.0% | 2-10 | 20.0% | 12-16 | 75.0% |

Last FG: 4th-00:54
Biggest Run: 15-0
Largest lead: By 18 at 3-01:15
Technical Fouls: None.

Houston 52

| No. | Player | S | Pts | FG | 3FG | FT | OR | DR | TR | PF | A | TO | Blk | Stl | Min | +/- |
|---------------|------------------------|---|-----------|--------------|-------------|------------|----------|-----------|-----------|-----------|----------|-----------|----------|-----------|------------|-----|
| 00 | Harris, Angela | | 0 | 0-4 | 0-4 | 0-0 | 1 | 0 | 1 | 0 | 1 | 5 | 0 | 1 | 17 | -22 |
| 03 | Branch, Dorian | | 5 | 1-5 | 0-4 | 3-4 | 0 | 2 | 2 | 3 | 0 | 2 | 0 | 2 | 32 | -14 |
| 04 | Harris, Jasmyne | | 17 | 6-14 | 3-10 | 2-3 | 0 | 3 | 3 | 2 | 2 | 6 | 1 | 3 | 37 | -19 |
| 12 | Okoene, Alyssa | | 2 | 1-2 | 0-0 | 0-0 | 0 | 3 | 3 | 2 | 0 | 1 | 0 | 0 | 15 | -24 |
| 23 | Hawkins, Serithia | | 5 | 2-8 | 1-4 | 0-0 | 2 | 1 | 3 | 5 | 2 | 1 | 0 | 2 | 26 | -21 |
| 02 | Barnes, Octavia | | 13 | 5-8 | 3-3 | 0-0 | 1 | 2 | 3 | 1 | 1 | 1 | 1 | 3 | 24 | 9 |
| 05 | Gladney, Dymond | | 0 | 0-2 | 0-0 | 0-0 | 0 | 1 | 1 | 0 | 1 | 0 | 0 | 0 | 5 | 0 |
| 10 | Jones, Doris | | 0 | 0-1 | 0-1 | 0-0 | 0 | 1 | 1 | 0 | 0 | 0 | 0 | 1 | 4 | 7 |
| 22 | West, Myyah | | 0 | 0-0 | 0-0 | 0-0 | 0 | 0 | 0 | 0 | 0 | 1 | 0 | 0 | 3 | -2 |
| 30 | Hill, Tatyana | | 4 | 1-6 | 0-0 | 2-2 | 1 | 2 | 3 | 3 | 0 | 1 | 2 | 0 | 22 | 10 |
| 33 | Blackshell-Fair, Julia | | 6 | 3-4 | 0-0 | 0-0 | 1 | 1 | 2 | 3 | 0 | 0 | 1 | 1 | 14 | -4 |
| | Team | | | | | | 2 | 5 | 7 | 0 | | 0 | | | | |
| TOTALS | | | 52 | 19-54 | 7-26 | 7-9 | 8 | 21 | 29 | 19 | 7 | 18 | 5 | 13 | 199 | |

Shooting By Period

| Period | FG | FG% | 3FG | 3FG% | FT | FT% |
|-------------|--------------|--------------|-------------|--------------|------------|--------------|
| 1st Qtr | 4-13 | 31% | 2-6 | 33% | 0-0 | 0% |
| 2nd Qtr | 5-13 | 38% | 3-6 | 50% | 0-0 | 0% |
| 3rd Qtr | 3-14 | 21% | 0-8 | 00% | 5-7 | 71% |
| 4th Qtr | 7-14 | 50% | 2-6 | 33% | 2-2 | 100% |
| 1st Half | 9-26 | 35% | 5-12 | 42% | 0-0 | 0% |
| 2nd Half | 10-28 | 36% | 2-14 | 14% | 7-9 | 78% |
| Game | 19-54 | 35.2% | 7-26 | 26.9% | 7-9 | 77.8% |

Last FG: 4th-00:42
Biggest Run: 5-0
Largest lead: By 0 at -
Technical Fouls: None.

Game Notes:

Officials: Joseph Vaszily, Tom Danaher, Katie Lukanich
Attendance: 2107

Start Time: 2018-12-07 00:03:39
End Time: 2018-12-07 01:58:27
Game Duration: 114

| Score | 1st | 2nd | 3rd | 4th | TOT |
|-------|-----|-----|-----|-----|-----------|
| A&M | 14 | 12 | 21 | 21 | 68 |
| HOU | 10 | 13 | 11 | 18 | 52 |

A&M led for 38:51. HOU led for 0:00.
Game was tied for 1:02.
Times tied: 0 Lead Changes: 0

| Points from | A&M | HOU |
|--------------|-----|-----|
| In the Paint | 34 | 18 |
| Off Turns | 21 | 16 |
| 2nd Chance | 4 | 7 |
| Fast Break | 14 | 11 |
| Bench | 0 | 23 |

Official Box Score
Texas A&M vs Houston
First Half Statistics Only
December 07, 2018 at Fertitta Center - Houston, Texas

Texas A&M 26

| No. | Player | S | Pts | FG | 3FG | FT | OR | DR | TR | PF | A | TO | Blk | Stl | Min | +/- |
|---------------|----------------------|---|-----------|--------------|------------|------------|----------|----------|-----------|----------|----------|-----------|----------|----------|------------|-----|
| 01 | Jackson, Aahliyah | | 0 | 0-0 | 0-0 | 0-0 | 0 | 2 | 2 | 1 | 1 | 0 | 0 | 0 | 6 | 3 |
| 03 | Carter, Chennedy | | 14 | 5-13 | 0-3 | 4-5 | 0 | 0 | 0 | 1 | 2 | 3 | 0 | 1 | 19 | 5 |
| 04 | Washington, Shambria | | 0 | 0-0 | 0-0 | 0-0 | 0 | 0 | 0 | 0 | 0 | 0 | 0 | 0 | 1 | -2 |
| 11 | Wells, Kayla | | 0 | 0-2 | 0-0 | 0-0 | 0 | 0 | 0 | 2 | 0 | 1 | 0 | 0 | 12 | 4 |
| 12 | Rael-Whitsitt, Cheah | | 0 | 0-0 | 0-0 | 0-0 | 0 | 0 | 0 | 1 | 0 | 0 | 0 | 0 | 4 | 2 |
| 23 | Harrison, Lauren | | 0 | 0-0 | 0-0 | 0-0 | 0 | 0 | 0 | 0 | 0 | 0 | 0 | 0 | 0 | 0 |
| 15 | Williams, Jasmine | | 0 | 0-0 | 0-0 | 0-0 | 0 | 1 | 1 | 0 | 0 | 1 | 0 | 0 | 3 | -2 |
| 31 | Jones, N'dea | | 6 | 3-6 | 0-0 | 0-0 | 2 | 2 | 4 | 0 | 0 | 3 | 0 | 0 | 15 | -1 |
| 34 | Martin, Caylinne | | 0 | 0-1 | 0-0 | 0-0 | 0 | 2 | 2 | 0 | 0 | 0 | 0 | 0 | 4 | -4 |
| 40 | Johnson, Ciera | | 2 | 1-3 | 0-0 | 0-0 | 1 | 3 | 4 | 1 | 0 | 3 | 0 | 1 | 16 | 7 |
| 02 | Wilson, Aaliyah | | 4 | 2-6 | 0-1 | 0-0 | 1 | 2 | 3 | 0 | 0 | 0 | 0 | 1 | 20 | 3 |
| | Team | | 0 | 0-0 | 0-0 | 0-0 | 2 | 2 | 4 | 0 | 0 | 0 | 0 | 0 | 0 | |
| TOTALS | | | 26 | 11-31 | 0-4 | 4-5 | 0 | 0 | 20 | 6 | 3 | 11 | 0 | 3 | 100 | |

Shooting By Period

| Period | FG | FG% | 3FG | 3FG% | FT | FT% |
|----------|-------|-------|------|-------|-------|-------|
| 1st Qtr | 7-18 | 39% | 0-3 | 00% | 0-0 | 0% |
| 2nd Qtr | 4-13 | 31% | 0-1 | 00% | 4-5 | 80% |
| 1st Half | 11-31 | 35% | 0-4 | 00% | 4-5 | 80% |
| Game | 27-60 | 45.0% | 2-10 | 20.0% | 12-16 | 75.0% |

Last FG Half: A&M 2nd-02:35

Houston 23

| No. | Player | S | Pts | FG | 3FG | FT | OR | DR | TR | PF | A | TO | Blk | Stl | Min | +/- |
|---------------|------------------------|---|-----------|-------------|-------------|------------|----------|----------|-----------|----------|----------|-----------|----------|----------|------------|-----|
| 00 | Harris, Angela | | 0 | 0-1 | 0-1 | 0-0 | 0 | 0 | 0 | 0 | 0 | 5 | 0 | 1 | 7 | -8 |
| 02 | Barnes, Octavia | | 8 | 3-4 | 2-2 | 0-0 | 0 | 1 | 1 | 0 | 1 | 0 | 1 | 2 | 15 | 4 |
| 03 | Branch, Dorian | | 0 | 0-1 | 0-1 | 0-0 | 0 | 1 | 1 | 1 | 0 | 0 | 0 | 1 | 16 | -1 |
| 04 | Harris, Jasmine | | 11 | 4-7 | 3-5 | 0-0 | 0 | 2 | 2 | 1 | 0 | 3 | 1 | 2 | 19 | -1 |
| 05 | Gladney, Dymond | | 0 | 0-2 | 0-0 | 0-0 | 0 | 1 | 1 | 0 | 1 | 0 | 0 | 0 | 5 | 0 |
| 10 | Jones, Doris | | 0 | 0-0 | 0-0 | 0-0 | 0 | 0 | 0 | 0 | 0 | 0 | 0 | 0 | 0 | 0 |
| 12 | Okoene, Alyssa | | 0 | 0-1 | 0-0 | 0-0 | 0 | 3 | 3 | 2 | 0 | 0 | 0 | 0 | 4 | -6 |
| 22 | West, Myah | | 0 | 0-0 | 0-0 | 0-0 | 0 | 0 | 0 | 0 | 0 | 1 | 0 | 0 | 3 | -2 |
| 23 | Hawkins, Serithia | | 2 | 1-5 | 0-3 | 0-0 | 1 | 0 | 1 | 1 | 2 | 1 | 0 | 2 | 15 | -3 |
| 30 | Hill, Tatyana | | 2 | 1-5 | 0-0 | 0-0 | 0 | 1 | 1 | 1 | 0 | 1 | 1 | 0 | 13 | 5 |
| 33 | Blackshell-Fair, Julia | | 0 | 0-0 | 0-0 | 0-0 | 0 | 0 | 0 | 2 | 0 | 0 | 0 | 0 | 3 | -3 |
| | Team | | 0 | 0-0 | 0-0 | 0-0 | 2 | 4 | 6 | 0 | 0 | 0 | 0 | 0 | 0 | |
| TOTALS | | | 23 | 9-26 | 5-12 | 0-0 | 0 | 0 | 16 | 8 | 4 | 11 | 3 | 8 | 100 | |

Shooting By Period

| Period | FG | FG% | 3FG | 3FG% | FT | FT% |
|----------|-------|-------|------|-------|-----|-------|
| 1st Qtr | 4-13 | 31% | 2-6 | 33% | 0-0 | 0% |
| 2nd Qtr | 5-13 | 38% | 3-6 | 50% | 0-0 | 0% |
| 1st Half | 9-26 | 35% | 5-12 | 42% | 0-0 | 0% |
| Game | 19-54 | 35.2% | 7-26 | 26.9% | 7-9 | 77.8% |

Last FG Half: HOU 2nd-00:08

Game Notes:

Officials: Joseph Vaszily, Tom Danaher, Katie Lukanich
Attendance: 2107

Start Time: 2018-12-07 00:03:39
End Time: 2018-12-07 01:58:27
Game Duration: 114

| Score | 1st | 2nd | 3rd | 4th | TOT |
|-------|-----|-----|-----|-----|-----------|
| A&M | 14 | 12 | 21 | 21 | 68 |
| HOU | 10 | 13 | 11 | 18 | 52 |

| Points from (This Period) | A&M | HOU |
|---------------------------|-----|-----|
| In the Paint | 20 | 6 |
| Off Turns | 12 | 6 |
| 2nd Chance | 0 | 3 |
| Fast Break | 6 | 5 |
| Bench | 0 | 10 |

Official Box Score
Texas A&M vs Houston
First Quarter Statistics Only
December 07, 2018 at Fertitta Center - Houston, Texas

Texas A&M 14

| No. | Player | S | Pts | FG | 3FG | FT | OR | DR | TR | PF | A | TO | Blk | Stl | Min | +/- |
|---------------|----------------------|---|-----------|-------------|------------|------------|----------|----------|-----------|----------|----------|----------|----------|----------|-----------|-----|
| 02 | Wilson, Aaliyah | | 2 | 1-4 | 0-1 | 0-0 | 1 | 0 | 1 | 0 | 0 | 0 | 0 | 1 | 10 | 4 |
| 03 | Carter, Chennedy | | 4 | 2-7 | 0-2 | 0-0 | 0 | 0 | 0 | 1 | 2 | 2 | 0 | 1 | 10 | 4 |
| 11 | Wells, Kayla | | 0 | 0-1 | 0-0 | 0-0 | 0 | 0 | 0 | 1 | 0 | 1 | 0 | 0 | 10 | 4 |
| 31 | Jones, N'dea | | 6 | 3-3 | 0-0 | 0-0 | 1 | 2 | 3 | 0 | 0 | 1 | 0 | 0 | 10 | 4 |
| 40 | Johnson, Ciera | | 2 | 1-2 | 0-0 | 0-0 | 0 | 2 | 2 | 1 | 0 | 0 | 0 | 1 | 6 | 8 |
| 01 | Jackson, Aahliyah | | 0 | 0-0 | 0-0 | 0-0 | 0 | 0 | 0 | 0 | 0 | 0 | 0 | 0 | 0 | 0 |
| 04 | Washington, Shambria | | 0 | 0-0 | 0-0 | 0-0 | 0 | 0 | 0 | 0 | 0 | 0 | 0 | 0 | 0 | 0 |
| 12 | Rael-Whitsitt, Cheah | | 0 | 0-0 | 0-0 | 0-0 | 0 | 0 | 0 | 0 | 0 | 0 | 0 | 0 | 0 | 0 |
| 15 | Williams, Jasmine | | 0 | 0-0 | 0-0 | 0-0 | 0 | 0 | 0 | 0 | 0 | 0 | 0 | 0 | 0 | 0 |
| 23 | Harrison, Lauren | | 0 | 0-0 | 0-0 | 0-0 | 0 | 0 | 0 | 0 | 0 | 0 | 0 | 0 | 0 | 0 |
| 34 | Martin, Caylinne | | 0 | 0-1 | 0-0 | 0-0 | 0 | 2 | 2 | 0 | 0 | 0 | 0 | 0 | 4 | -4 |
| | Team | | | | | | 1 | 1 | 2 | 0 | | 0 | | | | |
| TOTALS | | | 14 | 7-18 | 0-3 | 0-0 | 0 | 0 | 10 | 3 | 2 | 4 | 0 | 3 | 50 | |

Shooting By Period

| Period | FG | FG% | 3FG | 3FG% | FT | FT% |
|----------|-------|-------|------|-------|-------|-------|
| 1st Qtr | 7-18 | 39% | 0-3 | 00% | 0-0 | 0% |
| 2nd Qtr | 4-13 | 31% | 0-1 | 00% | 4-5 | 80% |
| 1st Half | 7-18 | 39% | 0-3 | 00% | 0-0 | 0% |
| 1st Half | 11-31 | 35% | 0-4 | 00% | 4-5 | 80% |
| Game | 27-60 | 45.0% | 2-10 | 20.0% | 12-16 | 75.0% |

Houston 10

| No. | Player | S | Pts | FG | 3FG | FT | OR | DR | TR | PF | A | TO | Blk | Stl | Min | +/- |
|---------------|------------------------|---|-----------|-------------|------------|------------|----------|----------|----------|----------|----------|----------|----------|----------|-----------|-----|
| 00 | Harris, Angela | | 0 | 0-0 | 0-0 | 0-0 | 0 | 0 | 0 | 0 | 0 | 3 | 0 | 1 | 5 | -6 |
| 03 | Branch, Dorian | | 0 | 0-1 | 0-1 | 0-0 | 0 | 1 | 1 | 0 | 0 | 0 | 0 | 0 | 8 | -2 |
| 04 | Harris, Jasmyne | | 5 | 2-4 | 1-2 | 0-0 | 0 | 0 | 0 | 0 | 0 | 3 | 1 | 1 | 10 | -4 |
| 12 | Okoene, Alyssa | | 0 | 0-1 | 0-0 | 0-0 | 0 | 2 | 2 | 1 | 0 | 0 | 0 | 0 | 4 | -6 |
| 23 | Hawkins, Serithia | | 0 | 0-2 | 0-2 | 0-0 | 1 | 0 | 1 | 0 | 1 | 1 | 0 | 0 | 10 | -4 |
| 02 | Barnes, Octavia | | 3 | 1-1 | 1-1 | 0-0 | 0 | 1 | 1 | 0 | 0 | 0 | 0 | 1 | 7 | 0 |
| 05 | Gladney, Dymond | | 0 | 0-0 | 0-0 | 0-0 | 0 | 0 | 0 | 0 | 0 | 0 | 0 | 0 | 0 | 0 |
| 10 | Jones, Doris | | 0 | 0-0 | 0-0 | 0-0 | 0 | 0 | 0 | 0 | 0 | 0 | 0 | 0 | 0 | 0 |
| 22 | West, Myyah | | 0 | 0-0 | 0-0 | 0-0 | 0 | 0 | 0 | 0 | 0 | 0 | 0 | 0 | 0 | 0 |
| 30 | Hill, Tatyana | | 2 | 1-4 | 0-0 | 0-0 | 0 | 1 | 1 | 0 | 0 | 0 | 0 | 0 | 6 | 2 |
| 33 | Blackshell-Fair, Julia | | 0 | 0-0 | 0-0 | 0-0 | 0 | 0 | 0 | 0 | 0 | 0 | 0 | 0 | 0 | 0 |
| | Team | | | | | | 1 | 2 | 3 | 0 | | 0 | | | | |
| TOTALS | | | 10 | 4-13 | 2-6 | 0-0 | 0 | 0 | 9 | 1 | 1 | 7 | 1 | 3 | 50 | |

Shooting By Period

| Period | FG | FG% | 3FG | 3FG% | FT | FT% |
|----------|-------|-------|------|-------|-----|-------|
| 1st Qtr | 4-13 | 31% | 2-6 | 33% | 0-0 | 0% |
| 2nd Qtr | 5-13 | 38% | 3-6 | 50% | 0-0 | 0% |
| 1st Half | 4-13 | 31% | 2-6 | 33% | 0-0 | 0% |
| 1st Half | 9-26 | 35% | 5-12 | 42% | 0-0 | 0% |
| Game | 19-54 | 35.2% | 7-26 | 26.9% | 7-9 | 77.8% |

Game Notes:

Officials: Joseph Vaszily, Tom Danaher, Katie Lukanich
Attendance: 2107

Start Time: 2018-12-07 00:03:39
End Time: 2018-12-07 01:58:27
Game Duration: 114

| Score | 1st | 2nd | 3rd | 4th | TOT |
|-------|-----|-----|-----|-----|-----------|
| A&M | 14 | 12 | 21 | 21 | 68 |
| HOU | 10 | 13 | 11 | 18 | 52 |

| Points from (This Period) | A&M | HOU |
|---------------------------|-----|-----|
| In the Paint | 14 | 4 |
| Off Turns | 8 | 2 |
| 2nd Chance | 0 | 3 |
| Fast Break | 4 | 2 |
| Bench | 0 | 5 |

Official Play-By-Play
Texas A&M vs Houston
First Quarter
December 07, 2018 at Fertitta Center - Houston, Texas

Period 1

Starters:

Texas A&M: 3 CARTER,CHENNEDY; 11 WELLS,KAYLA; 31 JONES,N'DEA; 40 JOHNSON,CIERA; 2 WILSON,AALIYAH;
Houston: 0 HARRIS,ANGELA; 3 BRANCH,DORIAN; 4 HARRIS,JASMYNE; 12 OKOENE,ALYSSA; 23 HAWKINS,SERITHIA;

| Time | VISITORS: Texas A&M | Score | Margin | HOME: Houston |
|-------|---------------------------------------|-------|--------|--|
| 09:53 | | | | TURNOVER (BADPASS) by HAWKINS,SERITHIA |
| 09:53 | STEAL by JOHNSON,CIERA | | | |
| 09:29 | MISSED JUMPER by CARTER,CHENNEDY | | | |
| 09:27 | | | | REBOUND (DEF) by TEAM |
| 09:27 | FOUL (PERSONAL) by WELLS,KAYLA | | | |
| 09:19 | | | | TURNOVER (BADPASS) by HARRIS,JASMYNE |
| 09:12 | MISSED LAYUP by CARTER,CHENNEDY | | | |
| 09:07 | | | | REBOUND (DEF) by OKOENE,ALYSSA |
| 09:05 | | | | TURNOVER (BADPASS) by HARRIS,ANGELA |
| 09:05 | STEAL by WILSON,AALIYAH | | | |
| 08:57 | GOOD! LAYUP by WILSON,AALIYAH [FB] | 0-2 | V 2 | |
| 08:41 | | | | MISSED JUMPER by OKOENE,ALYSSA |
| 08:34 | REBOUND (DEF) by JONES,N'DEA | | | |
| 08:30 | MISSED 3PTR by WILSON,AALIYAH | | | |
| 08:30 | | | | REBOUND (DEF) by TEAM |
| 08:20 | | | | TURNOVER (DRIBBLING) by HARRIS,ANGELA |
| 08:04 | GOOD! LAYUP by JONES,N'DEA | 0-4 | V 4 | |
| 08:04 | ASSIST by CARTER,CHENNEDY | | | |
| 07:46 | | | | MISSED 3PTR by HAWKINS,SERITHIA |
| 07:44 | REBOUND (DEF) by TEAM | | | |
| 07:34 | MISSED JUMPER by JOHNSON,CIERA | | | |
| 07:34 | | | | BLOCK by HARRIS,JASMYNE |
| 07:34 | REBOUND (OFF) by TEAM | | | |
| 07:30 | TURNOVER (BADPASS) by CARTER,CHENNEDY | | | |
| 07:30 | | | | STEAL by HARRIS,ANGELA |
| 07:23 | | | | MISSED 3PTR by HARRIS,JASMYNE |
| 07:18 | REBOUND (DEF) by JOHNSON,CIERA | | | |
| 07:04 | MISSED 3PTR by CARTER,CHENNEDY | | | |
| 06:56 | | | | REBOUND (DEF) by OKOENE,ALYSSA |
| 06:46 | | | | SUB OUT: HARRIS,ANGELA |
| 06:46 | | | | SUB IN: BARNES,OCTAVIA |
| 06:45 | FOUL (PERSONAL) by JOHNSON,CIERA | | | |
| 06:31 | | | | MISSED JUMPER by HARRIS,JASMYNE |
| 06:27 | REBOUND (DEF) by JONES,N'DEA | | | |
| 06:21 | GOOD! LAYUP by JOHNSON,CIERA | 0-6 | V 6 | |
| 06:21 | ASSIST by CARTER,CHENNEDY | | | |
| 06:01 | | | | MISSED 3PTR by HAWKINS,SERITHIA |
| 05:59 | | | | REBOUND (OFF) by TEAM |
| 05:59 | | | | FOUL (PERSONAL) by OKOENE,ALYSSA |
| 05:51 | | | | SUB OUT: OKOENE,ALYSSA |
| 05:51 | | | | SUB IN: HILL,TATYANA |
| 05:51 | SUB OUT: JOHNSON,CIERA | | | |
| 05:51 | SUB IN: MARTIN,CAYLINNE | | | |
| 05:36 | MISSED JUMPER by CARTER,CHENNEDY | | | |
| 05:32 | | | | REBOUND (DEF) by HILL,TATYANA |
| 05:26 | | | | MISSED LAYUP by HILL,TATYANA |
| 05:23 | REBOUND (DEF) by MARTIN,CAYLINNE | | | |
| 05:19 | GOOD! LAYUP by CARTER,CHENNEDY [FB] | 0-8 | V 8 | |
| 05:02 | | | | MISSED LAYUP by HILL,TATYANA |
| 04:56 | REBOUND (DEF) by MARTIN,CAYLINNE | | | |
| 04:44 | MISSED JUMPER by WILSON,AALIYAH | | | |
| 04:38 | REBOUND (OFF) by WILSON,AALIYAH | | | |
| 04:36 | MISSED JUMPER by WILSON,AALIYAH | | | |
| 04:32 | | | | REBOUND (DEF) by BRANCH,DORIAN |
| 04:28 | | | | MISSED 3PTR by BRANCH,DORIAN |
| 04:22 | | | | REBOUND (OFF) by HAWKINS,SERITHIA |
| 04:19 | | 3-8 | V 5 | GOOD! 3PTR by HARRIS,JASMYNE |
| 04:01 | MISSED LAYUP by MARTIN,CAYLINNE | | | |
| 03:53 | REBOUND (OFF) by JONES,N'DEA | | | |
| 03:51 | GOOD! LAYUP by JONES,N'DEA [PNT] | 3-10 | V 7 | |
| 03:45 | | 6-10 | V 4 | GOOD! 3PTR by BARNES,OCTAVIA |
| 03:28 | TURNOVER (BADPASS) by CARTER,CHENNEDY | | | |
| 03:28 | | | | STEAL by HARRIS,JASMYNE |
| 03:21 | | 8-10 | V 2 | GOOD! LAYUP by HARRIS,JASMYNE [FB] |
| 03:21 | | | | ASSIST by HAWKINS,SERITHIA |
| 03:02 | MISSED JUMPER by WELLS,KAYLA | | | |
| 02:57 | | | | REBOUND (DEF) by BARNES,OCTAVIA |
| 02:43 | | | | TURNOVER (BADPASS) by HARRIS,JASMYNE |
| 02:43 | STEAL by CARTER,CHENNEDY | | | |
| 02:34 | GOOD! LAYUP by JONES,N'DEA [PNT] | 8-12 | V 4 | |
| 02:08 | | 10-12 | V 2 | GOOD! JUMPER by HILL,TATYANA [PNT] |
| 01:42 | TURNOVER (BADPASS) by JONES,N'DEA | | | |
| 01:42 | | | | STEAL by BARNES,OCTAVIA |
| 01:41 | FOUL (PERSONAL) by CARTER,CHENNEDY | | | |
| 01:33 | | | | SUB OUT: BRANCH,DORIAN |
| 01:33 | | | | SUB IN: HARRIS,ANGELA |

| Time | VISITORS: Texas A&M | Score | Margin | HOME: Houston |
|-------|--------------------------------------|-------|--------|-------------------------------------|
| 01:33 | SUB OUT: MARTIN,CAYLINNE | | | |
| 01:33 | SUB IN: JOHNSON,CIERA | | | |
| 01:19 | | | | TURNOVER (TRAVEL) by HARRIS,JASMYNE |
| 01:04 | GOOD! LAYUP by CARTER,CHENNEDY [PNT] | 10-14 | V 4 | |
| 00:46 | | | | TURNOVER (TRAVEL) by HARRIS,ANGELA |
| 00:37 | TURNOVER (TRAVEL) by WELLS,KAYLA | | | |
| 00:05 | | | | MISSED JUMPER by HILL,TATYANA |
| 00:00 | MISSED 3PTR by CARTER,CHENNEDY | | | |
| 00:00 | | | | REBOUND (DEF) by TEAM |
| 00:00 | REBOUND (DEF) by JOHNSON,CIERA | | | |

Texas A&M 14, Houston 10

| Points from (This Period) | A&M | HOU |
|---------------------------|-----|-----|
| In the Paint | 14 | 4 |
| Off Turns | 8 | 2 |
| 2nd Chance | 0 | 3 |
| Fast Break | 4 | 2 |
| Bench | 0 | 5 |

Official Box Score
Texas A&M vs Houston
Second Quarter Statistics Only
December 07, 2018 at Fertitta Center - Houston, Texas

Texas A&M 12

| No. | Player | S | Pts | FG | 3FG | FT | OR | DR | TR | PF | A | TO | Blk | Stl | Min | +/- |
|---------------|----------------------|---|-----------|-------------|------------|------------|----------|----------|-----------|----------|----------|----------|----------|----------|-----------|-----|
| 02 | Wilson, Aaliyah | | 2 | 1-2 | 0-0 | 0-0 | 0 | 2 | 2 | 0 | 0 | 0 | 0 | 0 | 10 | -1 |
| 03 | Carter, Chennedy | | 10 | 3-6 | 0-1 | 4-5 | 0 | 0 | 0 | 0 | 0 | 1 | 0 | 0 | 9 | 1 |
| 11 | Wells, Kayla | | 0 | 0-1 | 0-0 | 0-0 | 0 | 0 | 0 | 1 | 0 | 0 | 0 | 0 | 2 | 0 |
| 31 | Jones, N'dea | | 0 | 0-3 | 0-0 | 0-0 | 1 | 0 | 1 | 0 | 0 | 2 | 0 | 0 | 5 | -5 |
| 40 | Johnson, Ciera | | 0 | 0-1 | 0-0 | 0-0 | 1 | 1 | 2 | 0 | 0 | 3 | 0 | 0 | 10 | -1 |
| 01 | Jackson, Aahliyah | | 0 | 0-0 | 0-0 | 0-0 | 0 | 2 | 2 | 1 | 1 | 0 | 0 | 0 | 6 | 3 |
| 04 | Washington, Shambria | | 0 | 0-0 | 0-0 | 0-0 | 0 | 0 | 0 | 0 | 0 | 0 | 0 | 0 | 1 | -2 |
| 12 | Rael-Whitsitt, Cheah | | 0 | 0-0 | 0-0 | 0-0 | 0 | 0 | 0 | 1 | 0 | 0 | 0 | 0 | 4 | 2 |
| 15 | Williams, Jasmine | | 0 | 0-0 | 0-0 | 0-0 | 0 | 1 | 1 | 0 | 0 | 1 | 0 | 0 | 3 | -2 |
| 23 | Harrison, Lauren | | 0 | 0-0 | 0-0 | 0-0 | 0 | 0 | 0 | 0 | 0 | 0 | 0 | 0 | 0 | 0 |
| 34 | Martin, Caylinne | | 0 | 0-0 | 0-0 | 0-0 | 0 | 0 | 0 | 0 | 0 | 0 | 0 | 0 | 0 | 0 |
| | Team | | | | | | 1 | 1 | 2 | 0 | | 0 | | | | |
| TOTALS | | | 12 | 4-13 | 0-1 | 4-5 | 0 | 0 | 10 | 3 | 1 | 7 | 0 | 0 | 50 | |

Shooting By Period

| Period | FG | FG% | 3FG | 3FG% | FT | FT% |
|----------|-------|-------|------|-------|-------|-------|
| 3rd Qtr | 8-14 | 57% | 1-2 | 50% | 4-5 | 80% |
| 4th Qtr | 8-15 | 53% | 1-4 | 25% | 4-6 | 67% |
| 2nd Half | 4-13 | 31% | 0-1 | 00% | 4-5 | 80% |
| 2nd Half | 16-29 | 55% | 2-6 | 33% | 8-11 | 73% |
| Game | 27-60 | 45.0% | 2-10 | 20.0% | 12-16 | 75.0% |

Houston 13

| No. | Player | S | Pts | FG | 3FG | FT | OR | DR | TR | PF | A | TO | Blk | Stl | Min | +/- |
|---------------|------------------------|---|-----------|-------------|------------|------------|----------|----------|----------|----------|----------|----------|----------|----------|-----------|-----|
| 00 | Harris, Angela | | 0 | 0-1 | 0-1 | 0-0 | 0 | 0 | 0 | 0 | 0 | 2 | 0 | 0 | 2 | -2 |
| 03 | Branch, Dorian | | 0 | 0-0 | 0-0 | 0-0 | 0 | 0 | 0 | 1 | 0 | 0 | 0 | 1 | 8 | 1 |
| 04 | Harris, Jasmyne | | 6 | 2-3 | 2-3 | 0-0 | 0 | 2 | 2 | 1 | 0 | 0 | 0 | 1 | 9 | 3 |
| 12 | Okoene, Alyssa | | 0 | 0-0 | 0-0 | 0-0 | 0 | 1 | 1 | 1 | 0 | 0 | 0 | 0 | 0 | 0 |
| 23 | Hawkins, Serithia | | 2 | 1-3 | 0-1 | 0-0 | 0 | 0 | 0 | 1 | 1 | 0 | 0 | 2 | 5 | 1 |
| 02 | Barnes, Octavia | | 5 | 2-3 | 1-1 | 0-0 | 0 | 0 | 0 | 0 | 1 | 0 | 1 | 1 | 8 | 4 |
| 05 | Gladney, Dymond | | 0 | 0-2 | 0-0 | 0-0 | 0 | 1 | 1 | 0 | 1 | 0 | 0 | 0 | 5 | 0 |
| 10 | Jones, Doris | | 0 | 0-0 | 0-0 | 0-0 | 0 | 0 | 0 | 0 | 0 | 0 | 0 | 0 | 0 | 0 |
| 22 | West, Myyah | | 0 | 0-0 | 0-0 | 0-0 | 0 | 0 | 0 | 0 | 0 | 1 | 0 | 0 | 3 | -2 |
| 30 | Hill, Tatyana | | 0 | 0-1 | 0-0 | 0-0 | 0 | 0 | 0 | 1 | 0 | 1 | 1 | 0 | 7 | 3 |
| 33 | Blackshell-Fair, Julia | | 0 | 0-0 | 0-0 | 0-0 | 0 | 0 | 0 | 2 | 0 | 0 | 0 | 0 | 3 | -3 |
| | Team | | | | | | 1 | 2 | 3 | 0 | | 0 | | | | |
| TOTALS | | | 13 | 5-13 | 3-6 | 0-0 | 0 | 0 | 7 | 7 | 3 | 4 | 2 | 5 | 50 | |

Shooting By Period

| Period | FG | FG% | 3FG | 3FG% | FT | FT% |
|----------|-------|-------|------|-------|-----|-------|
| 3rd Qtr | 3-14 | 21% | 0-8 | 00% | 5-7 | 71% |
| 4th Qtr | 7-14 | 50% | 2-6 | 33% | 2-2 | 100% |
| 2nd Half | 5-13 | 38% | 3-6 | 50% | 0-0 | 0% |
| 2nd Half | 10-28 | 36% | 2-14 | 14% | 7-9 | 78% |
| Game | 19-54 | 35.2% | 7-26 | 26.9% | 7-9 | 77.8% |

Game Notes:

Officials: Joseph Vaszily, Tom Danaher, Katie Lukanich
Attendance: 2107

Start Time: 2018-12-07 00:03:39
End Time: 2018-12-07 01:58:27
Game Duration: 114

| Score | 1st | 2nd | 3rd | 4th | TOT |
|-------|-----|-----|-----|-----|-----------|
| A&M | 14 | 12 | 21 | 21 | 68 |
| HOU | 10 | 13 | 11 | 18 | 52 |

| Points from (This Period) | A&M | HOU |
|---------------------------|-----|-----|
| In the Paint | 6 | 2 |
| Off Turns | 4 | 4 |
| 2nd Chance | 0 | 0 |
| Fast Break | 2 | 3 |
| Bench | 0 | 5 |

Official Play-By-Play
Texas A&M vs Houston
Second Quarter
December 07, 2018 at Fertitta Center - Houston, Texas

Period 2

Starters:

Texas A&M: 3 CARTER,CHENNEDY; 11 WELLS,KAYLA; 31 JONES,N'DEA; 40 JOHNSON,CIERA; 2 WILSON,AALIYAH;

Houston: 0 HARRIS,ANGELA; 3 BRANCH,DORIAN; 4 HARRIS,JASMYNE; 12 OKOENE,ALYSSA; 23 HAWKINS,SERITHIA;

| Time | VISITORS: Texas A&M | Score | Margin | HOME: Houston |
|-------|-------------------------------------|-------|--------|-------------------------------------|
| 09:43 | MISSED JUMPER by WELLS,KAYLA | | | |
| 09:37 | REBOUND (OFF) by JONES,N'DEA | | | |
| 09:36 | MISSED JUMPER by JONES,N'DEA | | | |
| 09:31 | REBOUND (OFF) by JOHNSON,CIERA | | | |
| 09:28 | TURNOVER (BADPASS) by JOHNSON,CIERA | | | |
| 09:28 | | | | STEAL by HAWKINS,SERITHIA |
| 09:23 | | | | TURNOVER (BADPASS) by HARRIS,ANGELA |
| 09:20 | | | | SUB OUT: HARRIS,ANGELA |
| 09:20 | | | | SUB IN: GLADNEY,DYMOND |
| 09:12 | TURNOVER (TRAVEL) by JOHNSON,CIERA | | | |
| 08:50 | | | | MISSED JUMPER by GLADNEY,DYMOND |
| 08:47 | REBOUND (DEF) by WILSON,AALIYAH | | | |
| 08:41 | MISSED JUMPER by WILSON,AALIYAH | | | |
| 08:37 | | | | REBOUND (DEF) by TEAM |
| 08:22 | | | | MISSED LAYUP by HAWKINS,SERITHIA |
| 08:18 | REBOUND (DEF) by JOHNSON,CIERA | | | |
| 08:06 | | | | FOUL (PERSONAL) by HAWKINS,SERITHIA |
| 07:50 | | | | SUB OUT: BARNES,OCTAVIA |
| 07:50 | | | | SUB IN: BRANCH,DORIAN |
| 07:50 | SUB OUT: JONES,N'DEA | | | |
| 07:50 | SUB IN: WILLIAMS,JASMINE | | | |
| 07:50 | MISSED LAYUP by JOHNSON,CIERA | | | |
| 07:50 | | | | REBOUND (DEF) by TEAM |
| 07:50 | FOUL (PERSONAL) by WELLS,KAYLA | | | |
| 07:44 | SUB OUT: WELLS,KAYLA | | | |
| 07:44 | SUB IN: JACKSON,AAHLIYAH | | | |
| 07:37 | GOOD! LAYUP by CARTER,CHENNEDY | 10-16 | V 6 | |
| 07:24 | FOUL (PERSONAL) by JACKSON,AAHLIYAH | | | |
| 07:11 | | | | TURNOVER (TRAVEL) by WEST,MY YAH |
| 06:57 | | | | SUB OUT: WEST,MY YAH |
| 06:57 | | | | SUB IN: OKOENE,ALYSSA |
| 06:54 | MISSED JUMPER by CARTER,CHENNEDY | | | |
| 06:50 | | | | REBOUND (DEF) by OKOENE,ALYSSA |
| 06:46 | | | | MISSED 3PTR by HAWKINS,SERITHIA |
| 06:40 | REBOUND (DEF) by WILLIAMS,JASMINE | | | |
| 06:38 | | | | FOUL (PERSONAL) by OKOENE,ALYSSA |
| 06:38 | | | | SUB OUT: OKOENE,ALYSSA |
| 06:38 | | | | SUB IN: BARNES,OCTAVIA |
| 06:38 | | | | SUB OUT: HAWKINS,SERITHIA |
| 06:38 | | | | SUB IN: HILL,TATYANA |
| 06:38 | SUB OUT: CARTER,CHENNEDY | | | |
| 06:38 | SUB IN: WASHINGTON,SHAMBRIA | | | |
| 06:38 | SUB OUT: WILLIAMS,JASMINE | | | |
| 06:38 | SUB IN: RAEI-WHITSITT,CHEAH | | | |
| 06:26 | SUB OUT: RAEI-WHITSITT,CHEAH | | | |
| 06:26 | SUB IN: JONES,N'DEA | | | |
| 06:24 | MISSED JUMPER by JONES,N'DEA | | | |
| 06:19 | | | | REBOUND (DEF) by GLADNEY,DYMOND |
| 06:17 | | | | FOUL (PERSONAL) by HARRIS,JASMYNE |
| 06:09 | TURNOVER (LOSTBALL) by JONES,N'DEA | | | |
| 06:09 | | | | STEAL by BARNES,OCTAVIA |
| 05:43 | | 12-16 | V 4 | GOOD! JUMPER by BARNES,OCTAVIA |
| 05:43 | | | | ASSIST by GLADNEY,DYMOND |
| 05:31 | SUB OUT: WASHINGTON,SHAMBRIA | | | |
| 05:31 | SUB IN: CARTER,CHENNEDY | | | |
| 05:28 | GOOD! LAYUP by CARTER,CHENNEDY | 12-18 | V 6 | |
| 05:28 | | | | FOUL (PERSONAL) by BRANCH,DORIAN |
| 05:28 | GOOD! FT by CARTER,CHENNEDY | 12-19 | V 7 | |
| 05:28 | ASSIST by JACKSON,AAHLIYAH | | | |
| 05:07 | | | | MISSED JUMPER by GLADNEY,DYMOND |
| 05:03 | REBOUND (DEF) by JACKSON,AAHLIYAH | | | |
| 04:48 | MISSED JUMPER by JONES,N'DEA | | | |
| 04:48 | | | | BLOCK by BARNES,OCTAVIA |
| 04:33 | | | | REBOUND (DEF) by HARRIS,JASMYNE |
| 04:31 | | 15-19 | V 4 | GOOD! 3PTR by HARRIS,JASMYNE [FB] |
| 04:31 | | | | ASSIST by BARNES,OCTAVIA |
| 04:16 | TURNOVER (LOSTBALL) by JONES,N'DEA | | | |
| 04:16 | | | | STEAL by HARRIS,JASMYNE |
| 04:16 | | | | SUB OUT: HARRIS,JASMYNE |
| 04:16 | | | | SUB IN: BLACKSHELL-FAIR,JULIA |
| 04:16 | | | | SUB OUT: GLADNEY,DYMOND |
| 04:16 | | | | SUB IN: HARRIS,ANGELA |
| 04:16 | SUB OUT: JONES,N'DEA | | | |
| 04:16 | SUB IN: RAEI-WHITSITT,CHEAH | | | |
| 04:02 | | | | MISSED 3PTR by HARRIS,ANGELA |
| 03:57 | REBOUND (DEF) by JACKSON,AAHLIYAH | | | |

| Time | VISITORS: Texas A&M | Score | Margin | HOME: Houston |
|-------|--|-------|--------|--|
| 03:45 | TURNOVER (BADPASS) by CARTER,CHENNEDY | | | |
| 03:26 | | | | TURNOVER (BADPASS) by HARRIS,ANGELA |
| 03:20 | GOOD! LAYUP by WILSON,AALIYAH [FB] | 15-21 | V 6 | |
| 02:52 | | | | FOUL (OFF) by HILL,TATYANA |
| 02:52 | | | | TURNOVER (OFFENSIVE) by HILL,TATYANA |
| 02:52 | | | | SUB OUT: HARRIS,ANGELA |
| 02:52 | | | | SUB IN: HARRIS,JASMYNE |
| 02:35 | GOOD! JUMPER by CARTER,CHENNEDY | 15-23 | V 8 | |
| 02:18 | | 18-23 | V 5 | GOOD! 3PTR by HARRIS,JASMYNE |
| 02:00 | | | | FOUL (PERSONAL) by BLACKSHELL-FAIR,JULIA |
| 02:00 | GOOD! FT by CARTER,CHENNEDY | 18-24 | V 6 | |
| 02:00 | | | | SUB OUT: BARNES,OCTAVIA |
| 02:00 | | | | SUB IN: HAWKINS,SERITHIA |
| 02:00 | GOOD! FT by CARTER,CHENNEDY | 18-25 | V 7 | |
| 01:46 | | | | MISSED JUMPER by HILL,TATYANA |
| 01:40 | REBOUND (DEF) by WILSON,AALIYAH | | | |
| 01:28 | | | | FOUL (PERSONAL) by BLACKSHELL-FAIR,JULIA |
| 01:28 | | | | SUB OUT: BLACKSHELL-FAIR,JULIA |
| 01:28 | | | | SUB IN: BARNES,OCTAVIA |
| 01:28 | MISSED FT by CARTER,CHENNEDY | | | |
| 01:28 | REBOUND (OFF) by TEAM | | | |
| 01:28 | SUB OUT: JACKSON,AAHLYAH | | | |
| 01:28 | SUB IN: WILLIAMS,JASMINE | | | |
| 01:28 | GOOD! FT by CARTER,CHENNEDY | 18-26 | V 8 | |
| 01:06 | | | | MISSED JUMPER by BARNES,OCTAVIA |
| 01:02 | | | | REBOUND (OFF) by TEAM |
| 00:57 | | | | MISSED 3PTR by HARRIS,JASMYNE |
| 00:54 | REBOUND (DEF) by TEAM | | | |
| 00:54 | TURNOVER (BADPASS) by WILLIAMS,JASMINE | | | |
| 00:54 | | | | STEAL by HAWKINS,SERITHIA |
| 00:54 | | 20-26 | V 6 | GOOD! LAYUP by HAWKINS,SERITHIA |
| 00:30 | MISSED JUMPER by CARTER,CHENNEDY | | | |
| 00:30 | | | | BLOCK by HILL,TATYANA |
| 00:30 | REBOUND (OFF) by TEAM | | | |
| 00:25 | MISSED 3PTR by CARTER,CHENNEDY | | | |
| 00:21 | | | | REBOUND (DEF) by HARRIS,JASMYNE |
| 00:21 | FOUL (PERSONAL) by RAE-LEWIS,CHEAH | | | |
| 00:21 | SUB OUT: RAE-LEWIS,CHEAH | | | |
| 00:21 | SUB IN: JONES,N'DEA | | | |
| 00:08 | | 23-26 | V 3 | GOOD! 3PTR by BARNES,OCTAVIA |
| 00:08 | | | | ASSIST by HAWKINS,SERITHIA |
| 00:00 | TURNOVER (BADPASS) by JOHNSON,CIERA | | | |
| 00:00 | | | | STEAL by BRANCH,DORIAN |

Texas A&M 26, Houston 23

| Points from (This Period) | A&M | HOU |
|---------------------------|-----|-----|
| In the Paint | 6 | 2 |
| Off Turns | 4 | 4 |
| 2nd Chance | 0 | 0 |
| Fast Break | 2 | 3 |
| Bench | 0 | 5 |

Official Box Score
Texas A&M vs Houston
Second Half Statistics Only
December 07, 2018 at Fertitta Center - Houston, Texas

Texas A&M 42

| No. | Player | S | Pts | FG | 3FG | FT | OR | DR | TR | PF | A | TO | Blk | Stl | Min | +/- |
|---------------|----------------------|---|-----------|--------------|------------|-------------|----------|----------|-----------|-----------|----------|----------|----------|----------|-----------|-----|
| 01 | Jackson, Aahliyah | | 0 | 0-0 | 0-0 | 0-0 | 0 | 0 | 0 | 0 | 0 | 0 | 0 | 0 | 0 | 0 |
| 03 | Carter, Chennedy | | 11 | 4-10 | 1-4 | 2-4 | 0 | 3 | 3 | 2 | 4 | 1 | 0 | 0 | 19 | 15 |
| 04 | Washington, Shambria | | 0 | 0-0 | 0-0 | 0-0 | 0 | 0 | 0 | 0 | 1 | 1 | 0 | 0 | 5 | -6 |
| 11 | Wells, Kayla | | 4 | 2-4 | 0-0 | 0-0 | 1 | 0 | 1 | 2 | 0 | 1 | 0 | 1 | 16 | 13 |
| 12 | Rael-Whitsitt, Cheah | | 0 | 0-0 | 0-0 | 0-0 | 0 | 0 | 0 | 0 | 0 | 0 | 0 | 0 | 0 | 0 |
| 23 | Harrison, Lauren | | 0 | 0-0 | 0-0 | 0-0 | 0 | 0 | 0 | 0 | 0 | 0 | 0 | 0 | 1 | 2 |
| 15 | Williams, Jasmine | | 0 | 0-0 | 0-0 | 0-0 | 0 | 0 | 0 | 0 | 0 | 0 | 0 | 0 | 2 | 3 |
| 31 | Jones, N'dea | | 4 | 2-4 | 0-0 | 0-0 | 3 | 6 | 9 | 1 | 1 | 3 | 0 | 1 | 19 | 11 |
| 34 | Martin, Caylinne | | 0 | 0-0 | 0-0 | 0-0 | 0 | 0 | 0 | 1 | 0 | 1 | 0 | 0 | 2 | 0 |
| 40 | Johnson, Ciera | | 9 | 4-5 | 0-0 | 1-1 | 2 | 1 | 3 | 2 | 1 | 0 | 0 | 2 | 18 | 13 |
| 02 | Wilson, Aaliyah | | 14 | 4-6 | 1-2 | 5-6 | 0 | 1 | 1 | 2 | 2 | 0 | 1 | 0 | 19 | 14 |
| | Team | | 0 | 0-0 | 0-0 | 0-0 | 1 | 3 | 4 | 0 | 0 | 0 | 0 | 0 | 0 | 0 |
| TOTALS | | | 42 | 16-29 | 2-6 | 8-11 | 0 | 0 | 21 | 10 | 9 | 7 | 1 | 4 | 99 | |

Shooting By Period

| Period | FG | FG% | 3FG | 3FG% | FT | FT% |
|----------|-------|-------|------|-------|-------|-------|
| 3rd Qtr | 8-14 | 57% | 1-2 | 50% | 4-5 | 80% |
| 4th Qtr | 8-15 | 53% | 1-4 | 25% | 4-6 | 67% |
| 2nd Half | 16-29 | 55% | 2-6 | 33% | 8-11 | 73% |
| Game | 27-60 | 45.0% | 2-10 | 20.0% | 12-16 | 75.0% |

Last FG Half: A&M 4th-00:54

Houston 29

| No. | Player | S | Pts | FG | 3FG | FT | OR | DR | TR | PF | A | TO | Blk | Stl | Min | +/- |
|---------------|------------------------|---|-----------|--------------|-------------|------------|----------|----------|-----------|-----------|----------|----------|----------|----------|-----------|-----|
| 00 | Harris, Angela | | 0 | 0-3 | 0-3 | 0-0 | 1 | 0 | 1 | 0 | 1 | 0 | 0 | 0 | 11 | -14 |
| 02 | Barnes, Octavia | | 5 | 2-4 | 1-1 | 0-0 | 1 | 1 | 2 | 1 | 0 | 1 | 0 | 1 | 9 | 5 |
| 03 | Branch, Dorian | | 5 | 1-4 | 0-3 | 3-4 | 0 | 1 | 1 | 2 | 0 | 2 | 0 | 1 | 15 | -13 |
| 04 | Harris, Jasmyne | | 6 | 2-7 | 0-5 | 2-3 | 0 | 1 | 1 | 1 | 2 | 3 | 0 | 1 | 19 | -18 |
| 05 | Gladney, Dymond | | 0 | 0-0 | 0-0 | 0-0 | 0 | 0 | 0 | 0 | 0 | 0 | 0 | 0 | 0 | 0 |
| 10 | Jones, Doris | | 0 | 0-1 | 0-1 | 0-0 | 0 | 1 | 1 | 0 | 0 | 0 | 0 | 1 | 4 | 7 |
| 12 | Okoene, Alyssa | | 2 | 1-1 | 0-0 | 0-0 | 0 | 0 | 0 | 0 | 0 | 1 | 0 | 0 | 10 | -18 |
| 22 | West, Myyah | | 0 | 0-0 | 0-0 | 0-0 | 0 | 0 | 0 | 0 | 0 | 0 | 0 | 0 | 0 | 0 |
| 23 | Hawkins, Serithia | | 3 | 1-3 | 1-1 | 0-0 | 1 | 1 | 2 | 4 | 0 | 0 | 0 | 0 | 11 | -18 |
| 30 | Hill, Tatyana | | 2 | 0-1 | 0-0 | 2-2 | 1 | 1 | 2 | 2 | 0 | 0 | 1 | 0 | 10 | 5 |
| 33 | Blackshell-Fair, Julia | | 6 | 3-4 | 0-0 | 0-0 | 1 | 1 | 2 | 1 | 0 | 0 | 1 | 1 | 11 | -1 |
| | Team | | 0 | 0-0 | 0-0 | 0-0 | 0 | 1 | 1 | 0 | 0 | 0 | 0 | 0 | 0 | 0 |
| TOTALS | | | 29 | 10-28 | 2-14 | 7-9 | 0 | 0 | 13 | 11 | 3 | 7 | 2 | 5 | 99 | |

Shooting By Period

| Period | FG | FG% | 3FG | 3FG% | FT | FT% |
|----------|-------|-------|------|-------|-----|-------|
| 3rd Qtr | 3-14 | 21% | 0-8 | 00% | 5-7 | 71% |
| 4th Qtr | 7-14 | 50% | 2-6 | 33% | 2-2 | 100% |
| 2nd Half | 10-28 | 36% | 2-14 | 14% | 7-9 | 78% |
| Game | 19-54 | 35.2% | 7-26 | 26.9% | 7-9 | 77.8% |

Last FG Half: HOU 4th-00:42

Game Notes:

Officials: **Joseph Vaszily, Tom Danaher, Katie Lukanich**
Attendance: **2107**

Start Time: **2018-12-07 00:03:39**

End Time: **2018-12-07 01:58:27**

Game Duration: **114**

| Score | 1st | 2nd | 3rd | 4th | TOT |
|-------|-----|-----|-----|-----|-----------|
| A&M | 14 | 12 | 21 | 21 | 68 |
| HOU | 10 | 13 | 11 | 18 | 52 |

| Points from (This Period) | A&M | HOU |
|---------------------------|-----|-----|
| In the Paint | 14 | 12 |
| Off Turns | 9 | 10 |
| 2nd Chance | 4 | 4 |
| Fast Break | 8 | 6 |
| Bench | 0 | 13 |

Official Box Score
Texas A&M vs Houston
Third Quarter Statistics Only
December 07, 2018 at Fertitta Center - Houston, Texas

Texas A&M 42

| No. | Player | S | Pts | FG | 3FG | FT | OR | DR | TR | PF | A | TO | Blk | Stl | Min | +/- |
|---------------|----------------------|---|-----------|-------------|------------|------------|----------|----------|-----------|----------|----------|----------|----------|----------|-----------|-----|
| 02 | Wilson, Aaliyah | | 3 | 0-1 | 0-0 | 3-4 | 0 | 1 | 1 | 1 | 0 | 0 | 0 | 0 | 9 | 11 |
| 03 | Carter, Chennedy | | 5 | 2-5 | 1-2 | 0-0 | 0 | 0 | 0 | 2 | 2 | 1 | 0 | 0 | 9 | 12 |
| 11 | Wells, Kayla | | 4 | 2-4 | 0-0 | 0-0 | 1 | 0 | 1 | 1 | 0 | 1 | 0 | 1 | 10 | 10 |
| 31 | Jones, N'dea | | 0 | 0-0 | 0-0 | 0-0 | 0 | 5 | 5 | 1 | 1 | 0 | 0 | 0 | 10 | 10 |
| 40 | Johnson, Ciera | | 9 | 4-4 | 0-0 | 1-1 | 1 | 0 | 1 | 2 | 0 | 0 | 0 | 2 | 9 | 12 |
| 01 | Jackson, Aahliyah | | 0 | 0-0 | 0-0 | 0-0 | 0 | 0 | 0 | 0 | 0 | 0 | 0 | 0 | 0 | 0 |
| 04 | Washington, Shambria | | 0 | 0-0 | 0-0 | 0-0 | 0 | 0 | 0 | 0 | 1 | 1 | 0 | 0 | 2 | -3 |
| 12 | Rael-Whitsitt, Cheah | | 0 | 0-0 | 0-0 | 0-0 | 0 | 0 | 0 | 0 | 0 | 0 | 0 | 0 | 0 | 0 |
| 15 | Williams, Jasmine | | 0 | 0-0 | 0-0 | 0-0 | 0 | 0 | 0 | 0 | 0 | 0 | 0 | 0 | 0 | 0 |
| 23 | Harrison, Lauren | | 0 | 0-0 | 0-0 | 0-0 | 0 | 0 | 0 | 0 | 0 | 0 | 0 | 0 | 0 | 0 |
| 34 | Martin, Caylinne | | 0 | 0-0 | 0-0 | 0-0 | 0 | 0 | 0 | 0 | 0 | 0 | 0 | 0 | 1 | -2 |
| | Team | | | | | | 0 | 3 | 3 | 0 | | 0 | | | | |
| TOTALS | | | 21 | 8-14 | 1-2 | 4-5 | 0 | 0 | 11 | 7 | 4 | 3 | 0 | 3 | 50 | |

Shooting By Period

| Period | FG | FG% | 3FG | 3FG% | FT | FT% |
|----------|-------|-------|------|-------|-------|-------|
| 2nd Half | 0-0 | 0% | 0-0 | 0% | 0-0 | 0% |
| Game | 27-60 | 45.0% | 2-10 | 20.0% | 12-16 | 75.0% |

Houston 29

| No. | Player | S | Pts | FG | 3FG | FT | OR | DR | TR | PF | A | TO | Blk | Stl | Min | +/- |
|---------------|------------------------|---|-----------|-------------|------------|------------|----------|----------|----------|----------|----------|----------|----------|----------|-----------|-----|
| 00 | Harris, Angela | | 0 | 0-3 | 0-3 | 0-0 | 1 | 0 | 1 | 0 | 1 | 0 | 0 | 0 | 9 | -14 |
| 03 | Branch, Dorian | | 5 | 1-3 | 0-2 | 3-4 | 0 | 1 | 1 | 0 | 0 | 1 | 0 | 0 | 8 | -7 |
| 04 | Harris, Jasmyne | | 2 | 1-4 | 0-3 | 0-1 | 0 | 0 | 0 | 1 | 0 | 2 | 0 | 1 | 9 | -15 |
| 12 | Okoene, Alyssa | | 0 | 0-0 | 0-0 | 0-0 | 0 | 0 | 0 | 0 | 0 | 0 | 0 | 0 | 6 | -12 |
| 23 | Hawkins, Serithia | | 0 | 0-1 | 0-0 | 0-0 | 1 | 1 | 2 | 1 | 0 | 0 | 0 | 0 | 7 | -12 |
| 02 | Barnes, Octavia | | 0 | 0-2 | 0-0 | 0-0 | 0 | 1 | 1 | 0 | 0 | 0 | 0 | 0 | 3 | 2 |
| 05 | Gladney, Dymond | | 0 | 0-0 | 0-0 | 0-0 | 0 | 0 | 0 | 0 | 0 | 0 | 0 | 0 | 0 | 0 |
| 10 | Jones, Doris | | 0 | 0-0 | 0-0 | 0-0 | 0 | 0 | 0 | 0 | 0 | 0 | 0 | 1 | 1 | 4 |
| 22 | West, Myyah | | 0 | 0-0 | 0-0 | 0-0 | 0 | 0 | 0 | 0 | 0 | 0 | 0 | 0 | 0 | 0 |
| 30 | Hill, Tatyana | | 2 | 0-0 | 0-0 | 2-2 | 1 | 1 | 2 | 2 | 0 | 0 | 0 | 0 | 4 | 2 |
| 33 | Blackshell-Fair, Julia | | 2 | 1-1 | 0-0 | 0-0 | 0 | 0 | 0 | 0 | 0 | 0 | 0 | 0 | 3 | 2 |
| | Team | | | | | | 0 | 1 | 1 | 0 | | 0 | | | | |
| TOTALS | | | 11 | 3-14 | 0-8 | 5-7 | 0 | 0 | 8 | 4 | 1 | 3 | 0 | 2 | 50 | |

Shooting By Period

| Period | FG | FG% | 3FG | 3FG% | FT | FT% |
|----------|-------|-------|------|-------|-----|-------|
| 2nd Half | 0-0 | 0% | 0-0 | 0% | 0-0 | 0% |
| Game | 19-54 | 35.2% | 7-26 | 26.9% | 7-9 | 77.8% |

Game Notes:

Officials: Joseph Vaszily, Tom Danaher, Katie Lukanich
Attendance: 2107

Start Time: 2018-12-07 00:03:39
End Time: 2018-12-07 01:58:27
Game Duration: 114

| Score | 1st | 2nd | 3rd | 4th | TOT |
|-------|-----|-----|-----|-----|-----------|
| A&M | 14 | 12 | 21 | 21 | 68 |
| HOU | 10 | 13 | 11 | 18 | 52 |

| Points from (This Period) | A&M | HOU |
|---------------------------|-----|-----|
| In the Paint | 6 | 6 |
| Off Turns | 5 | 4 |
| 2nd Chance | 2 | 0 |
| Fast Break | 5 | 3 |
| Bench | 0 | 4 |

Official Play-By-Play
Texas A&M vs Houston
Third Quarter
December 07, 2018 at Fertitta Center - Houston, Texas

Period 3

Starters:

Texas A&M: 3 CARTER,CHENNEDY; 11 WELLS,KAYLA; 31 JONES,N'DEA; 40 JOHNSON,CIERA; 2 WILSON,AALIYAH;
Houston: 0 HARRIS,ANGELA; 3 BRANCH,DORIAN; 4 HARRIS,JASMYNE; 12 OKOENE,ALYSSA; 23 HAWKINS,SERITHIA;

| Time | VISITORS: Texas A&M | Score | Margin | HOME: Houston |
|-------|------------------------------------|-------|--------|---------------------------------------|
| 09:48 | MISSED JUMPER by WELLS,KAYLA | | | |
| 09:45 | | | | REBOUND (DEF) by TEAM |
| 09:16 | | | | TURNOVER (BADPASS) by BRANCH,DORIAN |
| 09:16 | STEAL by JOHNSON,CIERA | | | |
| 09:11 | GOOD! LAYUP by WELLS,KAYLA [FB] | 23-28 | V 5 | |
| 08:44 | | 25-28 | V 3 | GOOD! JUMPER by BRANCH,DORIAN [PNT] |
| 08:44 | | | | ASSIST by HARRIS,ANGELA |
| 08:15 | | | | FOUL (PERSONAL) by HAWKINS,SERITHIA |
| 08:15 | GOOD! FT by WILSON,AALIYAH | 25-29 | V 4 | |
| 08:15 | GOOD! FT by WILSON,AALIYAH | 25-30 | V 5 | |
| 07:55 | | 27-30 | V 3 | GOOD! LAYUP by HARRIS,JASMYNE |
| 07:55 | FOUL (PERSONAL) by JOHNSON,CIERA | | | |
| 07:55 | | | | MISSED FT by HARRIS,JASMYNE |
| 07:54 | REBOUND (DEF) by JONES,N'DEA | | | |
| 07:42 | MISSED JUMPER by CARTER,CHENNEDY | | | |
| 07:38 | REBOUND (OFF) by JOHNSON,CIERA | | | |
| 07:37 | GOOD! LAYUP by JOHNSON,CIERA | 27-32 | V 5 | |
| 07:23 | FOUL (PERSONAL) by WILSON,AALIYAH | | | |
| 07:11 | | | | MISSED 3PTR by BRANCH,DORIAN |
| 07:03 | | | | REBOUND (OFF) by HAWKINS,SERITHIA |
| 07:01 | | | | MISSED JUMPER by HAWKINS,SERITHIA |
| 06:45 | | | | REBOUND (OFF) by HARRIS,ANGELA |
| 06:44 | | | | MISSED 3PTR by HARRIS,ANGELA |
| 06:40 | REBOUND (DEF) by WILSON,AALIYAH | | | |
| 06:29 | GOOD! JUMPER by CARTER,CHENNEDY | 27-34 | V 7 | |
| 06:15 | | | | TURNOVER (BADPASS) by HARRIS,JASMYNE |
| 06:15 | STEAL by JOHNSON,CIERA | | | |
| 06:09 | MISSED JUMPER by CARTER,CHENNEDY | | | |
| 06:05 | | | | REBOUND (DEF) by HAWKINS,SERITHIA |
| 05:50 | | | | MISSED 3PTR by HARRIS,JASMYNE |
| 05:45 | REBOUND (DEF) by JONES,N'DEA | | | |
| 05:26 | GOOD! JUMPER by JOHNSON,CIERA | 27-36 | V 9 | |
| 05:26 | ASSIST by CARTER,CHENNEDY | | | |
| 05:18 | | | | TIMEOUT 30SEC |
| 05:06 | | | | MISSED 3PTR by HARRIS,JASMYNE |
| 05:04 | REBOUND (DEF) by TEAM | | | |
| 04:54 | TURNOVER (BADPASS) by WELLS,KAYLA | | | |
| 04:54 | | | | STEAL by HARRIS,JASMYNE |
| 04:47 | | | | MISSED 3PTR by HARRIS,ANGELA |
| 04:41 | REBOUND (DEF) by JONES,N'DEA | | | |
| 04:35 | GOOD! JUMPER by JOHNSON,CIERA | 27-38 | V 11 | |
| 04:35 | ASSIST by JONES,N'DEA | | | |
| 04:35 | | | | FOUL (PERSONAL) by HARRIS,JASMYNE |
| 04:35 | GOOD! FT by JOHNSON,CIERA [FB] | 27-39 | V 12 | |
| 04:29 | | | | TURNOVER (LOSTBALL) by HARRIS,JASMYNE |
| 04:29 | STEAL by WELLS,KAYLA | | | |
| 04:18 | GOOD! 3PTR by CARTER,CHENNEDY | 27-42 | V 15 | |
| 04:05 | FOUL (PERSONAL) by JONES,N'DEA | | | |
| 04:05 | | | | FOUL (PERSONAL) by HILL,TATYANA |
| 03:47 | | | | SUB OUT: OKOENE,ALYSSA |
| 03:47 | | | | SUB IN: HILL,TATYANA |
| 03:35 | MISSED 3PTR by CARTER,CHENNEDY | | | |
| 03:27 | | | | REBOUND (DEF) by BRANCH,DORIAN |
| 03:19 | | | | SUB OUT: BRANCH,DORIAN |
| 03:19 | | | | SUB IN: BLACKSHELL-FAIR,JULIA |
| 03:16 | | | | SUB OUT: HAWKINS,SERITHIA |
| 03:16 | | | | SUB IN: BARNES,OCTAVIA |
| 03:06 | | | | MISSED JUMPER by BARNES,OCTAVIA |
| 02:57 | REBOUND (DEF) by JONES,N'DEA | | | |
| 02:55 | MISSED JUMPER by WILSON,AALIYAH | | | |
| 02:51 | | | | REBOUND (DEF) by BARNES,OCTAVIA |
| 02:36 | | | | MISSED 3PTR by HARRIS,ANGELA |
| 02:30 | | | | REBOUND (OFF) by HILL,TATYANA |
| 02:27 | | | | MISSED JUMPER by BARNES,OCTAVIA |
| 02:22 | REBOUND (DEF) by JONES,N'DEA | | | |
| 02:04 | | | | FOUL (PERSONAL) by HILL,TATYANA |
| 02:04 | GOOD! FT by WILSON,AALIYAH | 27-43 | V 16 | |
| 02:04 | MISSED FT by WILSON,AALIYAH | | | |
| 02:04 | | | | REBOUND (DEF) by HILL,TATYANA |
| 01:57 | FOUL (PERSONAL) by CARTER,CHENNEDY | | | |
| 01:57 | SUB OUT: WILSON,AALIYAH | | | |
| 01:57 | SUB IN: WASHINGTON,SHAMBRIA | | | |
| 01:54 | | | | MISSED 3PTR by HARRIS,JASMYNE |
| 01:50 | REBOUND (DEF) by TEAM | | | |
| 01:31 | GOOD! JUMPER by JOHNSON,CIERA | 27-45 | V 18 | |
| 01:31 | ASSIST by CARTER,CHENNEDY | | | |

| Time | VISITORS: Texas A&M | Score | Margin | HOME: Houston |
|-------|--|-------|--------|--------------------------------------|
| 01:22 | FOUL (PERSONAL) by CARTER,CHENNEDY | | | |
| 01:22 | | | | SUB OUT: HARRIS,JASMYNE |
| 01:22 | | | | SUB IN: BRANCH,DORIAN |
| 01:22 | | 28-45 | V 17 | GOOD! FT by BRANCH,DORIAN |
| 01:22 | | | | SUB OUT: HARRIS,ANGELA |
| 01:22 | | | | SUB IN: JONES,DORIS |
| 01:22 | | 29-45 | V 16 | GOOD! FT by BRANCH,DORIAN |
| 01:15 | GOOD! LAYUP by WELLS,KAYLA [FB] | 29-47 | V 18 | |
| 01:15 | ASSIST by WASHINGTON,SHAMBRIA | | | |
| 00:59 | | | | MISSED 3PTR by BRANCH,DORIAN |
| 00:56 | REBOUND (DEF) by TEAM | | | |
| 00:52 | TURNOVER (LOSTBALL) by CARTER,CHENNEDY | | | |
| 00:52 | | | | STEAL by JONES,DORIS |
| 00:45 | FOUL (PERSONAL) by JOHNSON,CIERA | | | |
| 00:45 | | 30-47 | V 17 | GOOD! FT by HILL,TATYANA [FB] |
| 00:45 | | 31-47 | V 16 | GOOD! FT by HILL,TATYANA [FB] |
| 00:41 | MISSED JUMPER by WELLS,KAYLA | | | |
| 00:40 | REBOUND (OFF) by WELLS,KAYLA | | | |
| 00:40 | FOUL (PERSONAL) by WELLS,KAYLA | | | |
| 00:40 | | | | MISSED FT by BRANCH,DORIAN |
| 00:40 | | | | REBOUND (OFF) by TEAM |
| 00:40 | | 32-47 | V 15 | GOOD! FT by BRANCH,DORIAN [FB] |
| 00:40 | SUB OUT: CARTER,CHENNEDY | | | |
| 00:40 | SUB IN: MARTIN,CAYLINNE | | | |
| 00:40 | SUB OUT: JOHNSON,CIERA | | | |
| 00:40 | SUB IN: WILSON,AALIYAH | | | |
| 00:40 | TURNOVER (LOSTBALL) by WASHINGTON,SHAMBRIA | | | |
| 00:05 | | 34-47 | V 13 | GOOD! LAYUP by BLACKSHELL-FAIR,JULIA |

Texas A&M 47, Houston 34

| Points from (This Period) | A&M | HOU |
|---------------------------|-----|-----|
| In the Paint | 6 | 6 |
| Off Turns | 5 | 4 |
| 2nd Chance | 2 | 0 |
| Fast Break | 5 | 3 |
| Bench | 0 | 4 |

Official Box Score
Texas A&M vs Houston
Fourth Quarter Statistics Only
December 07, 2018 at Fertitta Center - Houston, Texas

Texas A&M 21

| No. | Player | S | Pts | FG | 3FG | FT | OR | DR | TR | PF | A | TO | Blk | Stl | Min | +/- |
|---------------|----------------------|---|-----------|-------------|------------|------------|----------|----------|-----------|----------|----------|----------|----------|----------|-----------|-----|
| 02 | Wilson, Aaliyah | | 11 | 4-5 | 1-2 | 2-2 | 0 | 0 | 0 | 1 | 2 | 0 | 1 | 0 | 10 | 3 |
| 03 | Carter, Chennedy | | 6 | 2-5 | 0-2 | 2-4 | 0 | 3 | 3 | 0 | 2 | 0 | 0 | 0 | 10 | 3 |
| 11 | Wells, Kayla | | 0 | 0-0 | 0-0 | 0-0 | 0 | 0 | 0 | 1 | 0 | 0 | 0 | 0 | 6 | 3 |
| 31 | Jones, N'dea | | 4 | 2-4 | 0-0 | 0-0 | 3 | 1 | 4 | 0 | 0 | 3 | 0 | 1 | 9 | 1 |
| 40 | Johnson, Ciera | | 0 | 0-1 | 0-0 | 0-0 | 1 | 1 | 2 | 0 | 1 | 0 | 0 | 0 | 9 | 1 |
| 01 | Jackson, Aahliyah | | 0 | 0-0 | 0-0 | 0-0 | 0 | 0 | 0 | 0 | 0 | 0 | 0 | 0 | 0 | 0 |
| 04 | Washington, Shambria | | 0 | 0-0 | 0-0 | 0-0 | 0 | 0 | 0 | 0 | 0 | 0 | 0 | 0 | 3 | -3 |
| 12 | Rael-Whitsitt, Cheah | | 0 | 0-0 | 0-0 | 0-0 | 0 | 0 | 0 | 0 | 0 | 0 | 0 | 0 | 0 | 0 |
| 15 | Williams, Jasmine | | 0 | 0-0 | 0-0 | 0-0 | 0 | 0 | 0 | 0 | 0 | 0 | 0 | 0 | 2 | 3 |
| 23 | Harrison, Lauren | | 0 | 0-0 | 0-0 | 0-0 | 0 | 0 | 0 | 0 | 0 | 0 | 0 | 0 | 1 | 2 |
| 34 | Martin, Caylinne | | 0 | 0-0 | 0-0 | 0-0 | 0 | 0 | 0 | 1 | 0 | 1 | 0 | 0 | 1 | 2 |
| | Team | | | | | | 1 | 0 | 1 | 0 | | 0 | | | | |
| TOTALS | | | 21 | 8-15 | 1-4 | 4-6 | 0 | 0 | 10 | 3 | 5 | 4 | 1 | 1 | 49 | |

Shooting By Period

| Period | FG | FG% | 3FG | 3FG% | FT | FT% |
|--------|-------|-------|------|-------|-------|-------|
| Game | 27-60 | 45.0% | 2-10 | 20.0% | 12-16 | 75.0% |

Houston 18

| No. | Player | S | Pts | FG | 3FG | FT | OR | DR | TR | PF | A | TO | Blk | Stl | Min | +/- |
|---------------|------------------------|---|-----------|-------------|------------|------------|----------|----------|----------|----------|----------|----------|----------|----------|-----------|-----|
| 00 | Harris, Angela | | 0 | 0-0 | 0-0 | 0-0 | 0 | 0 | 0 | 0 | 0 | 0 | 0 | 0 | 2 | 0 |
| 03 | Branch, Dorian | | 0 | 0-1 | 0-1 | 0-0 | 0 | 0 | 0 | 2 | 0 | 1 | 0 | 1 | 7 | -6 |
| 04 | Harris, Jasmyne | | 4 | 1-3 | 0-2 | 2-2 | 0 | 1 | 1 | 0 | 2 | 1 | 0 | 0 | 10 | -3 |
| 12 | Okoene, Alyssa | | 2 | 1-1 | 0-0 | 0-0 | 0 | 0 | 0 | 0 | 0 | 1 | 0 | 0 | 4 | -6 |
| 23 | Hawkins, Serithia | | 3 | 1-2 | 1-1 | 0-0 | 0 | 0 | 0 | 3 | 0 | 0 | 0 | 0 | 4 | -6 |
| 02 | Barnes, Octavia | | 5 | 2-2 | 1-1 | 0-0 | 1 | 0 | 1 | 1 | 0 | 1 | 0 | 1 | 6 | 3 |
| 05 | Gladney, Dymond | | 0 | 0-0 | 0-0 | 0-0 | 0 | 0 | 0 | 0 | 0 | 0 | 0 | 0 | 0 | 0 |
| 10 | Jones, Doris | | 0 | 0-1 | 0-1 | 0-0 | 0 | 1 | 1 | 0 | 0 | 0 | 0 | 0 | 3 | 3 |
| 22 | West, Myyah | | 0 | 0-0 | 0-0 | 0-0 | 0 | 0 | 0 | 0 | 0 | 0 | 0 | 0 | 0 | 0 |
| 30 | Hill, Tatyana | | 0 | 0-1 | 0-0 | 0-0 | 0 | 0 | 0 | 0 | 0 | 0 | 1 | 0 | 6 | 3 |
| 33 | Blackshell-Fair, Julia | | 4 | 2-3 | 0-0 | 0-0 | 1 | 1 | 2 | 1 | 0 | 0 | 1 | 1 | 8 | -3 |
| | Team | | | | | | 0 | 0 | 0 | 0 | | 0 | | | | |
| TOTALS | | | 18 | 7-14 | 2-6 | 2-2 | 0 | 0 | 5 | 7 | 2 | 4 | 2 | 3 | 49 | |

Shooting By Period

| Period | FG | FG% | 3FG | 3FG% | FT | FT% |
|--------|-------|-------|------|-------|-----|-------|
| Game | 19-54 | 35.2% | 7-26 | 26.9% | 7-9 | 77.8% |

Game Notes:

Officials: Joseph Vaszily, Tom Danaher, Katie Lukanich
Attendance: 2107

Start Time: 2018-12-07 00:03:39
End Time: 2018-12-07 01:58:27
Game Duration: 114

| Score | 1st | 2nd | 3rd | 4th | TOT |
|-------|-----|-----|-----|-----|-----------|
| A&M | 14 | 12 | 21 | 21 | 68 |
| HOU | 10 | 13 | 11 | 18 | 52 |

| Points from (This Period) | A&M | HOU |
|---------------------------|-----|-----|
| In the Paint | 8 | 6 |
| Off Turns | 4 | 6 |
| 2nd Chance | 2 | 4 |
| Fast Break | 3 | 3 |
| Bench | 0 | 9 |

Official Play-By-Play
Texas A&M vs Houston
Fourth Quarter
December 07, 2018 at Fertitta Center - Houston, Texas

Period 4

Starters:

Texas A&M: 3 CARTER,CHENNEDY; 11 WELLS,KAYLA; 31 JONES,N'DEA; 40 JOHNSON,CIERA; 2 WILSON,AALIYAH;
Houston: 0 HARRIS,ANGELA; 3 BRANCH,DORIAN; 4 HARRIS,JASMYNE; 12 OKOENE,ALYSSA; 23 HAWKINS,SERITHIA;

| Time | VISITORS: Texas A&M | Score | Margin | HOME: Houston |
|-------|--|-------|--------|--|
| 09:39 | GOOD! JUMPER by WILSON,AALIYAH [PNT] | 34-49 | V 15 | |
| 09:13 | | | | MISSED 3PTR by HARRIS,JASMYNE |
| 09:09 | | | | REBOUND (OFF) by BARNES,OCTAVIA |
| 09:08 | | 36-49 | V 13 | GOOD! LAYUP by BARNES,OCTAVIA [PNT] |
| 08:42 | MISSED JUMPER by JOHNSON,CIERA | | | |
| 08:38 | REBOUND (OFF) by JONES,N'DEA | | | |
| 08:37 | MISSED JUMPER by JONES,N'DEA | | | |
| 08:37 | | | | BLOCK by HILL,TATYANA |
| 08:26 | | | | REBOUND (DEF) by JONES,DORIS |
| 08:19 | | 39-49 | V 10 | GOOD! 3PTR by BARNES,OCTAVIA [FB] |
| 08:06 | MISSED 3PTR by CARTER,CHENNEDY | | | |
| 08:01 | | | | REBOUND (DEF) by HARRIS,JASMYNE |
| 07:48 | | | | MISSED 3PTR by JONES,DORIS |
| 07:44 | REBOUND (DEF) by CARTER,CHENNEDY | | | |
| 07:28 | | | | FOUL (PERSONAL) by BARNES,OCTAVIA |
| 07:28 | | | | SUB OUT: JONES,DORIS |
| 07:28 | | | | SUB IN: BRANCH,DORIAN |
| 07:28 | SUB OUT: JOHNSON,CIERA | | | |
| 07:28 | SUB IN: MARTIN,CAYLINNE | | | |
| 07:26 | MISSED LAYUP by JONES,N'DEA | | | |
| 07:26 | | | | BLOCK by BLACKSHELL-FAIR,JULIA |
| 07:26 | REBOUND (OFF) by TEAM | | | |
| 07:23 | TURNOVER (LOSTBALL) by JONES,N'DEA | | | |
| 07:23 | | | | STEAL by BRANCH,DORIAN |
| 07:18 | | | | TURNOVER (LOSTBALL) by BARNES,OCTAVIA |
| 07:18 | SUB OUT: WASHINGTON,SHAMBRIA | | | |
| 07:18 | SUB IN: WELLS,KAYLA | | | |
| 07:02 | GOOD! JUMPER by CARTER,CHENNEDY | 39-51 | V 12 | |
| 06:51 | | | | TURNOVER (TRAVEL) by HARRIS,JASMYNE |
| 06:39 | | | | FOUL (PERSONAL) by BRANCH,DORIAN |
| 06:25 | FOUL (OFF) by MARTIN,CAYLINNE | | | |
| 06:25 | TURNOVER (OFFENSIVE) by MARTIN,CAYLINNE | | | |
| 06:25 | SUB OUT: MARTIN,CAYLINNE | | | |
| 06:25 | SUB IN: JOHNSON,CIERA | | | |
| 06:01 | | | | MISSED JUMPER by BLACKSHELL-FAIR,JULIA |
| 05:55 | | | | REBOUND (OFF) by BLACKSHELL-FAIR,JULIA |
| 05:54 | | 41-51 | V 10 | GOOD! JUMPER by BLACKSHELL-FAIR,JULIA |
| 05:38 | MISSED JUMPER by CARTER,CHENNEDY | | | |
| 05:37 | REBOUND (OFF) by JONES,N'DEA | | | |
| 05:37 | | | | FOUL (PERSONAL) by BRANCH,DORIAN |
| 05:33 | TURNOVER (BADPASS) by JONES,N'DEA | | | |
| 05:33 | | | | STEAL by BLACKSHELL-FAIR,JULIA |
| 05:24 | | 43-51 | V 8 | GOOD! LAYUP by BLACKSHELL-FAIR,JULIA |
| 05:07 | MISSED 3PTR by WILSON,AALIYAH | | | |
| 05:03 | REBOUND (OFF) by JOHNSON,CIERA | | | |
| 05:00 | GOOD! LAYUP by JONES,N'DEA [PNT] | 43-53 | V 10 | |
| 05:00 | ASSIST by JOHNSON,CIERA | | | |
| 04:39 | | | | MISSED JUMPER by HILL,TATYANA |
| 04:32 | REBOUND (DEF) by JOHNSON,CIERA | | | |
| 04:12 | MISSED 3PTR by CARTER,CHENNEDY | | | |
| 04:06 | REBOUND (OFF) by JONES,N'DEA | | | |
| 04:06 | TURNOVER (LOSTBALL) by JONES,N'DEA | | | |
| 04:06 | | | | STEAL by BARNES,OCTAVIA |
| 04:06 | | | | SUB OUT: BARNES,OCTAVIA |
| 04:06 | | | | SUB IN: HAWKINS,SERITHIA |
| 04:06 | | | | SUB OUT: HILL,TATYANA |
| 04:06 | | | | SUB IN: OKOENE,ALYSSA |
| 04:06 | | | | SUB OUT: BLACKSHELL-FAIR,JULIA |
| 04:06 | | | | SUB IN: HARRIS,ANGELA |
| 03:54 | FOUL (PERSONAL) by WELLS,KAYLA | | | |
| 03:54 | | 44-53 | V 9 | GOOD! FT by HARRIS,JASMYNE |
| 03:54 | | 45-53 | V 8 | GOOD! FT by HARRIS,JASMYNE |
| 03:45 | GOOD! JUMPER by WILSON,AALIYAH | 45-55 | V 10 | |
| 03:45 | ASSIST by CARTER,CHENNEDY | | | |
| 03:34 | | | | MISSED JUMPER by HAWKINS,SERITHIA |
| 03:29 | REBOUND (DEF) by CARTER,CHENNEDY | | | |
| 03:29 | | | | FOUL (PERSONAL) by HAWKINS,SERITHIA |
| 03:27 | GOOD! JUMPER by CARTER,CHENNEDY [FB/PNT] | 45-57 | V 12 | |
| 03:27 | ASSIST by WILSON,AALIYAH | | | |
| 03:09 | | 47-57 | V 10 | GOOD! JUMPER by HARRIS,JASMYNE |
| 02:51 | GOOD! LAYUP by JONES,N'DEA [PNT] | 47-59 | V 12 | |
| 02:51 | ASSIST by WILSON,AALIYAH | | | |
| 02:31 | | 49-59 | V 10 | GOOD! LAYUP by OKOENE,ALYSSA [PNT] |
| 02:31 | | | | ASSIST by HARRIS,JASMYNE |
| 02:31 | FOUL (PERSONAL) by WILSON,AALIYAH | | | |
| 02:31 | TIMEOUT 30SEC | | | |

| Time | VISITORS: Texas A&M | Score | Margin | HOME: Houston |
|-------|----------------------------------|-------|--------|--|
| 02:31 | | | | SUB OUT: HARRIS,ANGELA |
| 02:31 | | | | SUB IN: BLACKSHELL-FAIR,JULIA |
| 02:13 | GOOD! JUMPER by WILSON,AALIYAH | 49-61 | V 12 | |
| 01:52 | | | | TURNOVER (BADPASS) by OKOENE,ALYSSA |
| 01:52 | STEAL by JONES,N'DEA | | | |
| 01:37 | | | | FOUL (PERSONAL) by BLACKSHELL-FAIR,JULIA |
| 01:37 | GOOD! FT by CARTER,CHENNEDY | 49-62 | V 13 | |
| 01:37 | SUB OUT: WELLS,KAYLA | | | |
| 01:37 | SUB IN: WILLIAMS,JASMINE | | | |
| 01:35 | MISSED FT by CARTER,CHENNEDY | | | |
| 01:33 | | | | REBOUND (DEF) by BLACKSHELL-FAIR,JULIA |
| 01:18 | | | | MISSED 3PTR by BRANCH,DORIAN |
| 01:18 | BLOCK by WILSON,AALIYAH | | | |
| 01:10 | REBOUND (DEF) by JONES,N'DEA | | | |
| 00:54 | GOOD! 3PTR by WILSON,AALIYAH | 49-65 | V 16 | |
| 00:54 | ASSIST by CARTER,CHENNEDY | | | |
| 00:53 | TIMEOUT 30SEC | | | |
| 00:48 | | | | TURNOVER (LOSTBALL) by BRANCH,DORIAN |
| 00:42 | | | | FOUL (PERSONAL) by HAWKINS,SERITHIA |
| 00:42 | MISSED FT by CARTER,CHENNEDY | | | |
| 00:42 | GOOD! FT by CARTER,CHENNEDY [FB] | 49-66 | V 17 | |
| 00:42 | | 52-66 | V 14 | GOOD! 3PTR by HAWKINS,SERITHIA |
| 00:42 | | | | ASSIST by HARRIS,JASMYNE |
| 00:42 | REBOUND (OFF) by TEAM | | | |
| 00:42 | SUB OUT: JONES,N'DEA | | | |
| 00:42 | SUB IN: HARRISON,LAUREN | | | |
| 00:42 | | | | FOUL (PERSONAL) by HAWKINS,SERITHIA |
| 00:42 | GOOD! FT by WILSON,AALIYAH | 52-67 | V 15 | |
| 00:42 | GOOD! FT by WILSON,AALIYAH | 52-68 | V 16 | |
| 00:20 | | | | MISSED 3PTR by HARRIS,JASMYNE |
| 00:06 | REBOUND (DEF) by CARTER,CHENNEDY | | | |
| 00:06 | SUB OUT: CARTER,CHENNEDY | | | |
| 00:06 | SUB IN: WASHINGTON,SHAMBRIA | | | |

Texas A&M 68, Houston 52

| Points from (This Period) | A&M | HOU |
|---------------------------|-----|-----|
| In the Paint | 8 | 6 |
| Off Turns | 4 | 6 |
| 2nd Chance | 2 | 4 |
| Fast Break | 3 | 3 |
| Bench | 0 | 9 |

Official Scoring/Possession Reference Chart
Texas A&M vs Houston
Period 1
December 07, 2018 at Fertitta Center - Houston, Texas

Period 1

Starters:

Texas A&M: 3 CARTER, CHENNEDY; 11 WELLS, KAYLA; 31 JONES, N'DEA; 40 JOHNSON, CIERA; 2 WILSON, AALIYAH;

Houston: 0 HARRIS, ANGELA; 3 BRANCH, DORIAN; 4 HARRIS, JASMYNE; 12 OKOENE, ALYSSA; 23 HAWKINS, SERITHIA;

| Time | VISITORS: Texas A&M | Score | Margin | HOME: Houston |
|-------|---------------------------------------|-------|--------|-------------------------------------|
| 08:57 | GOOD! LAYUP by WILSON, AALIYAH [FB] | 0-2 | V 2 | |
| 08:04 | GOOD! LAYUP by JONES, N'DEA | 0-4 | V 4 | |
| 06:21 | GOOD! LAYUP by JOHNSON, CIERA | 0-6 | V 6 | |
| 05:19 | GOOD! LAYUP by CARTER, CHENNEDY [FB] | 0-8 | V 8 | |
| 04:19 | | 3-8 | V 5 | GOOD! 3PTR by HARRIS, JASMYNE |
| 03:51 | GOOD! LAYUP by JONES, N'DEA [PNT] | 3-10 | V 7 | |
| 03:45 | | 6-10 | V 4 | GOOD! 3PTR by BARNES, OCTAVIA |
| 03:21 | | 8-10 | V 2 | GOOD! LAYUP by HARRIS, JASMYNE [FB] |
| 02:34 | GOOD! LAYUP by JONES, N'DEA [PNT] | 8-12 | V 4 | |
| 02:08 | | 10-12 | V 2 | GOOD! JUMPER by HILL, TATYANA [PNT] |
| 01:04 | GOOD! LAYUP by CARTER, CHENNEDY [PNT] | 10-14 | V 4 | |

Texas A&M 14, Houston 10

Official Scoring/Possession Reference Chart
Texas A&M vs Houston
Period 2
December 07, 2018 at Fertitta Center - Houston, Texas

Period 2

Starters:

Texas A&M: 3 CARTER, CHENNEDY; 11 WELLS, KAYLA; 31 JONES, N'DEA; 40 JOHNSON, CIERA; 2 WILSON, AALIYAH;

Houston: 0 HARRIS, ANGELA; 3 BRANCH, DORIAN; 4 HARRIS, JASMYNE; 12 OKOENE, ALYSSA; 23 HAWKINS, SERITHIA;

| Time | VISITORS: Texas A&M | Score | Margin | HOME: Houston |
|-------|-------------------------------------|-------|--------|------------------------------------|
| 07:37 | GOOD! LAYUP by CARTER, CHENNEDY | 10-16 | V 6 | |
| 05:43 | | 12-16 | V 4 | GOOD! JUMPER by BARNES, OCTAVIA |
| 05:28 | GOOD! LAYUP by CARTER, CHENNEDY | 12-18 | V 6 | |
| 05:28 | GOOD! FT by CARTER, CHENNEDY | 12-19 | V 7 | |
| 04:31 | | 15-19 | V 4 | GOOD! 3PTR by HARRIS, JASMYNE [FB] |
| 03:20 | GOOD! LAYUP by WILSON, AALIYAH [FB] | 15-21 | V 6 | |
| 02:35 | GOOD! JUMPER by CARTER, CHENNEDY | 15-23 | V 8 | |
| 02:18 | | 18-23 | V 5 | GOOD! 3PTR by HARRIS, JASMYNE |
| 02:00 | GOOD! FT by CARTER, CHENNEDY | 18-24 | V 6 | |
| 02:00 | GOOD! FT by CARTER, CHENNEDY | 18-25 | V 7 | |
| 01:28 | GOOD! FT by CARTER, CHENNEDY | 18-26 | V 8 | |
| 00:54 | | 20-26 | V 6 | GOOD! LAYUP by HAWKINS, SERITHIA |
| 00:08 | | 23-26 | V 3 | GOOD! 3PTR by BARNES, OCTAVIA |

Texas A&M 26, Houston 23

Official Scoring/Possession Reference Chart
Texas A&M vs Houston
Period 3
December 07, 2018 at Fertitta Center - Houston, Texas

Period 3

Starters:

Texas A&M: 3 CARTER, CHENNEDY; 11 WELLS, KAYLA; 31 JONES, N'DEA; 40 JOHNSON, CIERA; 2 WILSON, AALIYAH;

Houston: 0 HARRIS, ANGELA; 3 BRANCH, DORIAN; 4 HARRIS, JASMYNE; 12 OKOENE, ALYSSA; 23 HAWKINS, SERITHIA;

| Time | VISITORS: Texas A&M | Score | Margin | HOME: Houston |
|-------|----------------------------------|-------|--------|---------------------------------------|
| 09:11 | GOOD! LAYUP by WELLS, KAYLA [FB] | 23-28 | V 5 | |
| 08:44 | | 25-28 | V 3 | GOOD! JUMPER by BRANCH, DORIAN [PNT] |
| 08:15 | GOOD! FT by WILSON, AALIYAH | 25-29 | V 4 | |
| 08:15 | GOOD! FT by WILSON, AALIYAH | 25-30 | V 5 | |
| 07:55 | | 27-30 | V 3 | GOOD! LAYUP by HARRIS, JASMYNE |
| 07:37 | GOOD! LAYUP by JOHNSON, CIERA | 27-32 | V 5 | |
| 06:29 | GOOD! JUMPER by CARTER, CHENNEDY | 27-34 | V 7 | |
| 05:26 | GOOD! JUMPER by JOHNSON, CIERA | 27-36 | V 9 | |
| 04:35 | GOOD! JUMPER by JOHNSON, CIERA | 27-38 | V 11 | |
| 04:35 | GOOD! FT by JOHNSON, CIERA [FB] | 27-39 | V 12 | |
| 04:18 | GOOD! 3PTR by CARTER, CHENNEDY | 27-42 | V 15 | |
| 02:04 | GOOD! FT by WILSON, AALIYAH | 27-43 | V 16 | |
| 01:31 | GOOD! JUMPER by JOHNSON, CIERA | 27-45 | V 18 | |
| 01:22 | | 28-45 | V 17 | GOOD! FT by BRANCH, DORIAN |
| 01:22 | | 29-45 | V 16 | GOOD! FT by BRANCH, DORIAN |
| 01:15 | GOOD! LAYUP by WELLS, KAYLA [FB] | 29-47 | V 18 | |
| 00:45 | | 30-47 | V 17 | GOOD! FT by HILL, TATYANA [FB] |
| 00:45 | | 31-47 | V 16 | GOOD! FT by HILL, TATYANA [FB] |
| 00:40 | | 32-47 | V 15 | GOOD! FT by BRANCH, DORIAN [FB] |
| 00:05 | | 34-47 | V 13 | GOOD! LAYUP by BLACKSHELL-FAIR, JULIA |

Texas A&M 47, Houston 34

Official Scoring/Possession Reference Chart
Texas A&M vs Houston
Period 4
December 07, 2018 at Fertitta Center - Houston, Texas

Period 4

Starters:

Texas A&M: 3 CARTER,CHENNEDY; 11 WELLS,KAYLA; 31 JONES,N'DEA; 40 JOHNSON,CIERA; 2 WILSON,AALIYAH;

Houston: 0 HARRIS,ANGELA; 3 BRANCH,DORIAN; 4 HARRIS,JASMYNE; 12 OKOENE,ALYSSA; 23 HAWKINS,SERITHIA;

| Time | VISITORS: Texas A&M | Score | Margin | HOME: Houston |
|-------|--|-------|--------|---------------------------------------|
| 09:39 | GOOD! JUMPER by WILSON,AALIYAH [PNT] | 34-49 | V 15 | |
| 09:08 | | 36-49 | V 13 | GOOD! LAYUP by BARNES,OCTAVIA [PNT] |
| 08:19 | | 39-49 | V 10 | GOOD! 3PTR by BARNES,OCTAVIA [FB] |
| 07:02 | GOOD! JUMPER by CARTER,CHENNEDY | 39-51 | V 12 | |
| 05:54 | | 41-51 | V 10 | GOOD! JUMPER by BLACKSHELL-FAIR,JULIA |
| 05:24 | | 43-51 | V 8 | GOOD! LAYUP by BLACKSHELL-FAIR,JULIA |
| 05:00 | GOOD! LAYUP by JONES,N'DEA [PNT] | 43-53 | V 10 | |
| 03:54 | | 44-53 | V 9 | GOOD! FT by HARRIS,JASMYNE |
| 03:54 | | 45-53 | V 8 | GOOD! FT by HARRIS,JASMYNE |
| 03:45 | GOOD! JUMPER by WILSON,AALIYAH | 45-55 | V 10 | |
| 03:27 | GOOD! JUMPER by CARTER,CHENNEDY [FB/PNT] | 45-57 | V 12 | |
| 03:09 | | 47-57 | V 10 | GOOD! JUMPER by HARRIS,JASMYNE |
| 02:51 | GOOD! LAYUP by JONES,N'DEA [PNT] | 47-59 | V 12 | |
| 02:31 | | 49-59 | V 10 | GOOD! LAYUP by OKOENE,ALYSSA [PNT] |
| 02:13 | GOOD! JUMPER by WILSON,AALIYAH | 49-61 | V 12 | |
| 01:37 | GOOD! FT by CARTER,CHENNEDY | 49-62 | V 13 | |
| 00:54 | GOOD! 3PTR by WILSON,AALIYAH | 49-65 | V 16 | |
| 00:42 | GOOD! FT by CARTER,CHENNEDY [FB] | 49-66 | V 17 | |
| 00:42 | | 52-66 | V 14 | GOOD! 3PTR by HAWKINS,SERITHIA |
| 00:42 | GOOD! FT by WILSON,AALIYAH | 52-67 | V 15 | |
| 00:42 | GOOD! FT by WILSON,AALIYAH | 52-68 | V 16 | |

Texas A&M 68, Houston 52

Official Substitutions Log
Texas A&M vs Houston
Period 1
December 07, 2018 at Fertitta Center - Houston, Texas

| VISITORS: Texas A&M | Time | Score | HOME: Houston |
|--------------------------------|-------------|--------------|-------------------------|
| 3 CARTER, CHENNEDY | | | 0 HARRIS, ANGELA |
| 11 WELLS, KAYLA | | | 3 BRANCH, DORIAN |
| 31 JONES, N'DEA | | | 4 HARRIS, JASMYNE |
| 40 JOHNSON, CIERA | | | 12 OKOENE, ALYSSA |
| 2 WILSON, AALIYAH | | | 23 HAWKINS, SERITHIA |
| | 06:46 | 4-0 | SUB OUT: HARRIS, ANGELA |
| | 06:46 | | SUB IN: BARNES, OCTAVIA |
| | 05:51 | 6-0 | SUB OUT: OKOENE, ALYSSA |
| | 05:51 | | SUB IN: HILL, TATYANA |
| SUB OUT: 40 JOHNSON, CIERA | 05:51 | | |
| SUB IN: 34 MARTIN, CAYLINNE | 05:51 | | |
| | 01:33 | 12-10 | SUB OUT: BRANCH, DORIAN |
| | 01:33 | | SUB IN: HARRIS, ANGELA |
| SUB OUT: 34 MARTIN, CAYLINNE | 01:33 | | |
| SUB IN: 40 JOHNSON, CIERA | 01:33 | | |

Texas A&M 14, Houston 10

Official Substitutions Log
Texas A&M vs Houston
Period 2
December 07, 2018 at Fertitta Center - Houston, Texas

| VISITORS: Texas A&M | Time | Score | HOME: Houston |
|----------------------------------|-------|-------|----------------------------------|
| 3 CARTER, CHENNEDY | | | 0 HARRIS, ANGELA |
| 11 WELLS, KAYLA | | | 3 BRANCH, DORIAN |
| 31 JONES, N'DEA | | | 4 HARRIS, JASMYNE |
| 40 JOHNSON, CIERA | | | 12 OKOENE, ALYSSA |
| 2 WILSON, AALIYAH | | | 23 HAWKINS, SERITHIA |
| | 09:20 | - | SUB OUT: HARRIS, ANGELA |
| | 09:20 | | SUB IN: GLADNEY, DYMOND |
| | 07:50 | - | SUB OUT: BARNES, OCTAVIA |
| | 07:50 | | SUB IN: BRANCH, DORIAN |
| SUB OUT: 31 JONES, N'DEA | 07:50 | | |
| SUB IN: 15 WILLIAMS, JASMINE | 07:50 | | |
| SUB OUT: 11 WELLS, KAYLA | 07:44 | - | |
| SUB IN: 1 JACKSON, AALIYAH | 07:44 | | |
| | 06:57 | 16-10 | SUB OUT: WEST, MYAH |
| | 06:57 | | SUB IN: OKOENE, ALYSSA |
| | 06:38 | 16-10 | SUB OUT: OKOENE, ALYSSA |
| | 06:38 | | SUB IN: BARNES, OCTAVIA |
| | 06:38 | | SUB OUT: HAWKINS, SERITHIA |
| | 06:38 | | SUB IN: HILL, TATYANA |
| SUB OUT: 3 CARTER, CHENNEDY | 06:38 | | |
| SUB IN: 4 WASHINGTON, SHAMBRIA | 06:38 | | |
| SUB OUT: 15 WILLIAMS, JASMINE | 06:38 | | |
| SUB IN: 12 RAE- WHITSITT, CHEAH | 06:38 | | |
| SUB OUT: 12 RAE- WHITSITT, CHEAH | 06:26 | 16-10 | |
| SUB IN: 31 JONES, N'DEA | 06:26 | | |
| SUB OUT: 4 WASHINGTON, SHAMBRIA | 05:31 | 16-12 | |
| SUB IN: 3 CARTER, CHENNEDY | 05:31 | | |
| | 04:16 | 19-15 | SUB OUT: HARRIS, JASMYNE |
| | 04:16 | | SUB IN: BLACKSHELL- FAIR, JULIA |
| | 04:16 | | SUB OUT: GLADNEY, DYMOND |
| | 04:16 | | SUB IN: HARRIS, ANGELA |
| SUB OUT: 31 JONES, N'DEA | 04:16 | | |
| SUB IN: 12 RAE- WHITSITT, CHEAH | 04:16 | | |
| | 02:52 | 21-15 | SUB OUT: HARRIS, ANGELA |
| | 02:52 | | SUB IN: HARRIS, JASMYNE |
| | 02:00 | 24-18 | SUB OUT: BARNES, OCTAVIA |
| | 02:00 | | SUB IN: HAWKINS, SERITHIA |
| | 01:28 | 25-18 | SUB OUT: BLACKSHELL- FAIR, JULIA |
| | 01:28 | | SUB IN: BARNES, OCTAVIA |
| SUB OUT: 1 JACKSON, AALIYAH | 01:28 | | |
| SUB IN: 15 WILLIAMS, JASMINE | 01:28 | | |
| SUB OUT: 12 RAE- WHITSITT, CHEAH | 00:21 | 26-20 | |
| SUB IN: 31 JONES, N'DEA | 00:21 | | |

Texas A&M 26, Houston 23

Official Substitutions Log
Texas A&M vs Houston
Period 3
December 07, 2018 at Fertitta Center - Houston, Texas

| VISITORS: Texas A&M | Time | Score | HOME: Houston |
|--------------------------------|-------|-------|--------------------------------|
| 3 CARTER, CHENNEDY | | | 0 HARRIS, ANGELA |
| 11 WELLS, KAYLA | | | 3 BRANCH, DORIAN |
| 31 JONES, N'DEA | | | 4 HARRIS, JASMYNE |
| 40 JOHNSON, CIERA | | | 12 OKOENE, ALYSSA |
| 2 WILSON, AALIYAH | | | 23 HAWKINS, SERITHIA |
| | 03:47 | 42-27 | SUB OUT: OKOENE, ALYSSA |
| | 03:47 | | SUB IN: HILL, TATYANA |
| | 03:19 | 42-27 | SUB OUT: BRANCH, DORIAN |
| | 03:19 | | SUB IN: BLACKSHELL-FAIR, JULIA |
| | 03:16 | 42-27 | SUB OUT: HAWKINS, SERITHIA |
| | 03:16 | | SUB IN: BARNES, OCTAVIA |
| SUB OUT: 2 WILSON, AALIYAH | 01:57 | 43-27 | |
| SUB IN: 4 WASHINGTON, SHAMBRIA | 01:57 | | |
| | 01:22 | 45-27 | SUB OUT: HARRIS, JASMYNE |
| | 01:22 | | SUB IN: BRANCH, DORIAN |
| | 01:22 | | SUB OUT: HARRIS, ANGELA |
| | 01:22 | | SUB IN: JONES, DORIS |
| SUB OUT: 3 CARTER, CHENNEDY | 00:40 | 47-32 | |
| SUB IN: 34 MARTIN, CAYLINNE | 00:40 | | |
| SUB OUT: 40 JOHNSON, CIERA | 00:40 | | |
| SUB IN: 2 WILSON, AALIYAH | 00:40 | | |

Texas A&M 47, Houston 34

Official Substitutions Log
Texas A&M vs Houston
Period 4
December 07, 2018 at Fertitta Center - Houston, Texas

| VISITORS: Texas A&M | Time | Score | HOME: Houston |
|---------------------------------|-------|-------|---------------------------------|
| 3 CARTER, CHENNEDY | | | 0 HARRIS, ANGELA |
| 11 WELLS, KAYLA | | | 3 BRANCH, DORIAN |
| 31 JONES, N'DEA | | | 4 HARRIS, JASMYNE |
| 40 JOHNSON, CIERA | | | 12 OKOENE, ALYSSA |
| 2 WILSON, AALIYAH | | | 23 HAWKINS, SERITHIA |
| | 07:28 | 49-39 | SUB OUT: JONES, DORIS |
| | 07:28 | | SUB IN: BRANCH, DORIAN |
| SUB OUT: 40 JOHNSON, CIERA | 07:28 | | |
| SUB IN: 34 MARTIN, CAYLINNE | 07:28 | | |
| SUB OUT: 4 WASHINGTON, SHAMBRIA | 07:18 | 49-39 | |
| SUB IN: 11 WELLS, KAYLA | 07:18 | | |
| SUB OUT: 34 MARTIN, CAYLINNE | 06:25 | 51-39 | |
| SUB IN: 40 JOHNSON, CIERA | 06:25 | | |
| | 04:06 | 53-43 | SUB OUT: BARNES, OCTAVIA |
| | 04:06 | | SUB IN: HAWKINS, SERITHIA |
| | 04:06 | | SUB OUT: HILL, TATYANA |
| | 04:06 | | SUB IN: OKOENE, ALYSSA |
| | 04:06 | | SUB OUT: BLACKSHELL-FAIR, JULIA |
| | 04:06 | | SUB IN: HARRIS, ANGELA |
| | 02:31 | 59-49 | SUB OUT: HARRIS, ANGELA |
| | 02:31 | | SUB IN: BLACKSHELL-FAIR, JULIA |
| SUB OUT: 11 WELLS, KAYLA | 01:37 | 62-49 | |
| SUB IN: 15 WILLIAMS, JASMINE | 01:37 | | |
| SUB OUT: 31 JONES, N'DEA | 00:42 | 66-52 | |
| SUB IN: 23 HARRISON, LAUREN | 00:42 | | |
| SUB OUT: 3 CARTER, CHENNEDY | 00:06 | 68-52 | |
| SUB IN: 4 WASHINGTON, SHAMBRIA | 00:06 | | |

Texas A&M 68, Houston 52

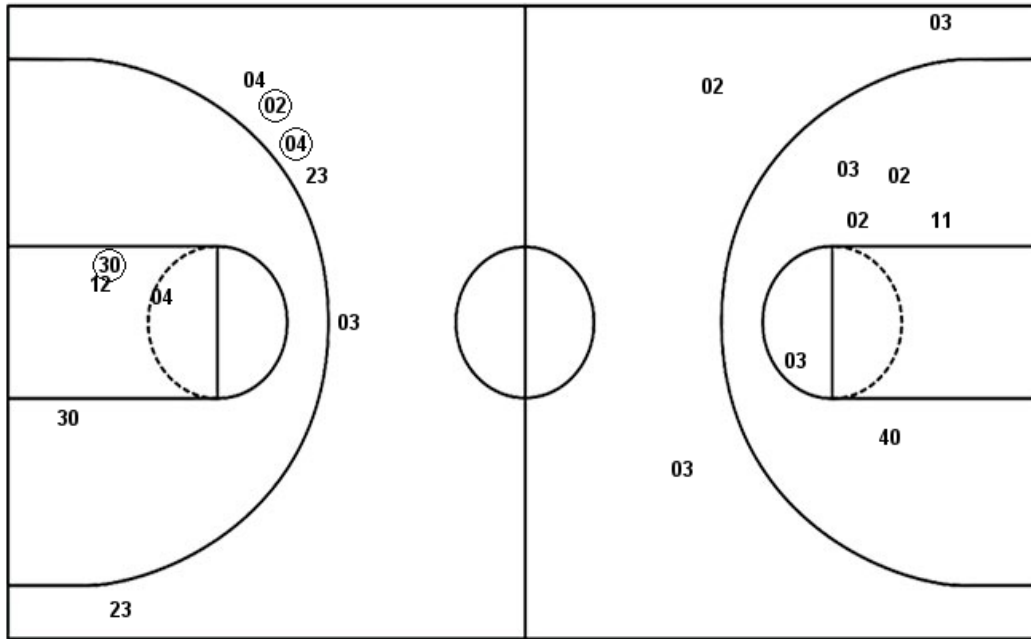
Official Shot Chart
Texas A&M vs Houston
 PERIOD 1 Shots
 December 07, 2018 at Fertitta Center - Houston, Texas

Houston

Texas A&M

Layups
 30 30 04

Dunks



Layups
 03 02 31 40 03
 34 31 31 03

Dunks

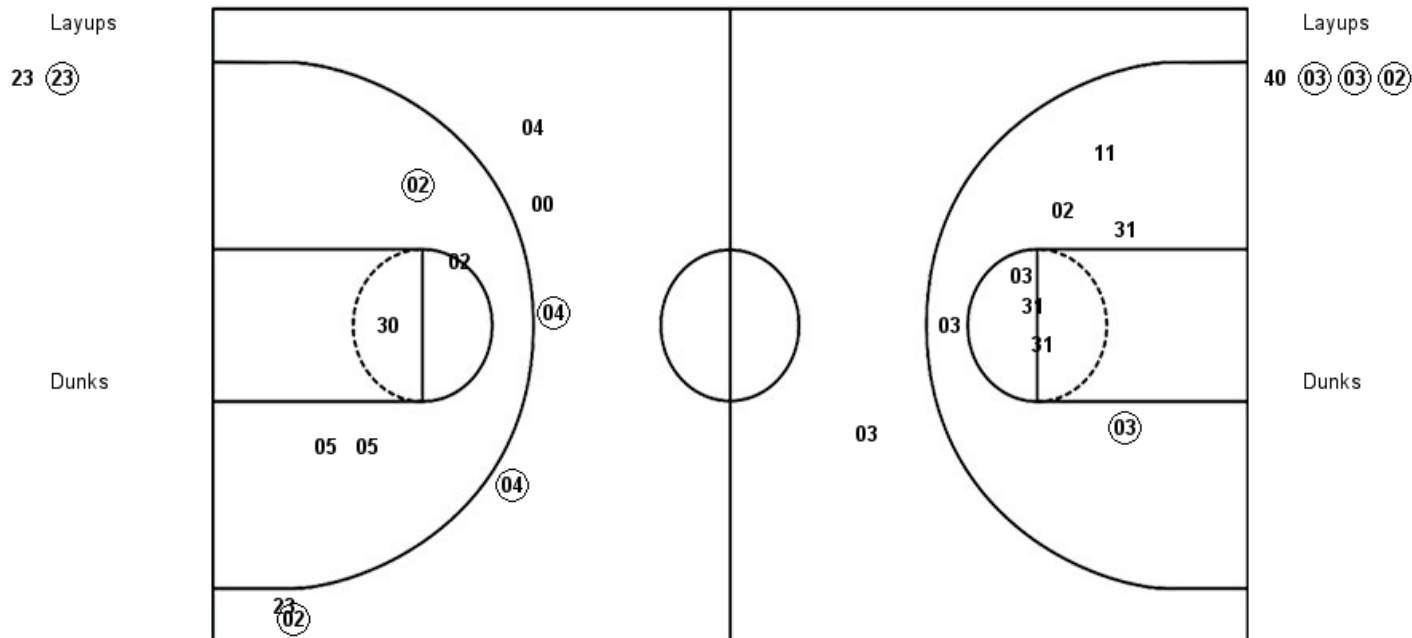
| HOU : Period 1 | Made | Att | Pct |
|--------------------------|----------|-----------|-------------|
| Layups | 1 | 3 | 33.3 |
| Dunks | 0 | 0 | 0 |
| 2PT Field Goals | 2 | 7 | 28.6 |
| 3PT Field Goals | 2 | 6 | 33.3 |
| Total Field Goals | 4 | 13 | 30.8 |

| A&M : Period 1 | Made | Att | Pct |
|--------------------------|----------|-----------|-------------|
| Layups | 7 | 9 | 77.8 |
| Dunks | 0 | 0 | 0 |
| 2PT Field Goals | 7 | 15 | 46.7 |
| 3PT Field Goals | 0 | 3 | 00.0 |
| Total Field Goals | 7 | 18 | 38.9 |

Official Shot Chart
Texas A&M vs Houston
 PERIOD 2 Shots
 December 07, 2018 at Fertitta Center - Houston, Texas

Houston

Texas A&M



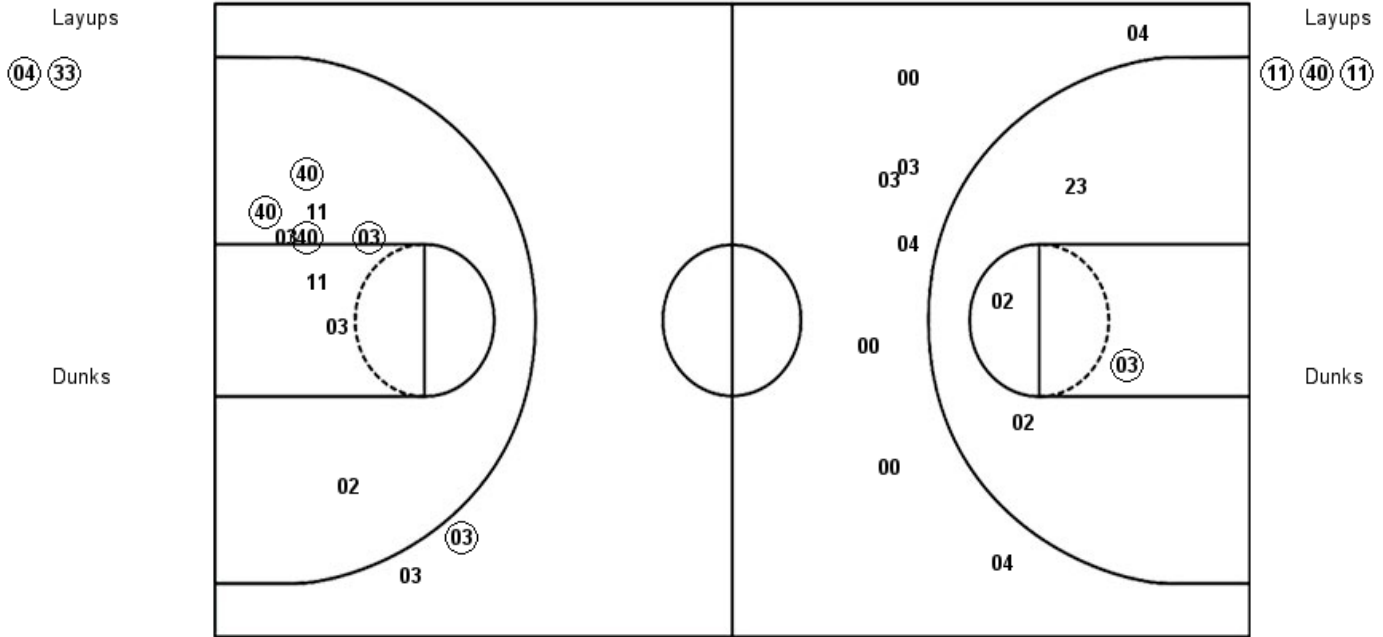
| HOU : Period 2 | Made | Att | Pct |
|--------------------------|----------|-----------|-------------|
| Layups | 1 | 2 | 50.0 |
| Dunks | 0 | 0 | 0 |
| 2PT Field Goals | 2 | 7 | 28.6 |
| 3PT Field Goals | 3 | 6 | 50.0 |
| Total Field Goals | 5 | 13 | 38.5 |

| A&M : Period 2 | Made | Att | Pct |
|--------------------------|----------|-----------|-------------|
| Layups | 3 | 4 | 75.0 |
| Dunks | 0 | 0 | 0 |
| 2PT Field Goals | 4 | 12 | 33.3 |
| 3PT Field Goals | 0 | 1 | 00.0 |
| Total Field Goals | 4 | 13 | 30.8 |

Official Shot Chart
Texas A&M vs Houston
 PERIOD 3 Shots
 December 07, 2018 at Fertitta Center - Houston, Texas

Houston

Texas A&M



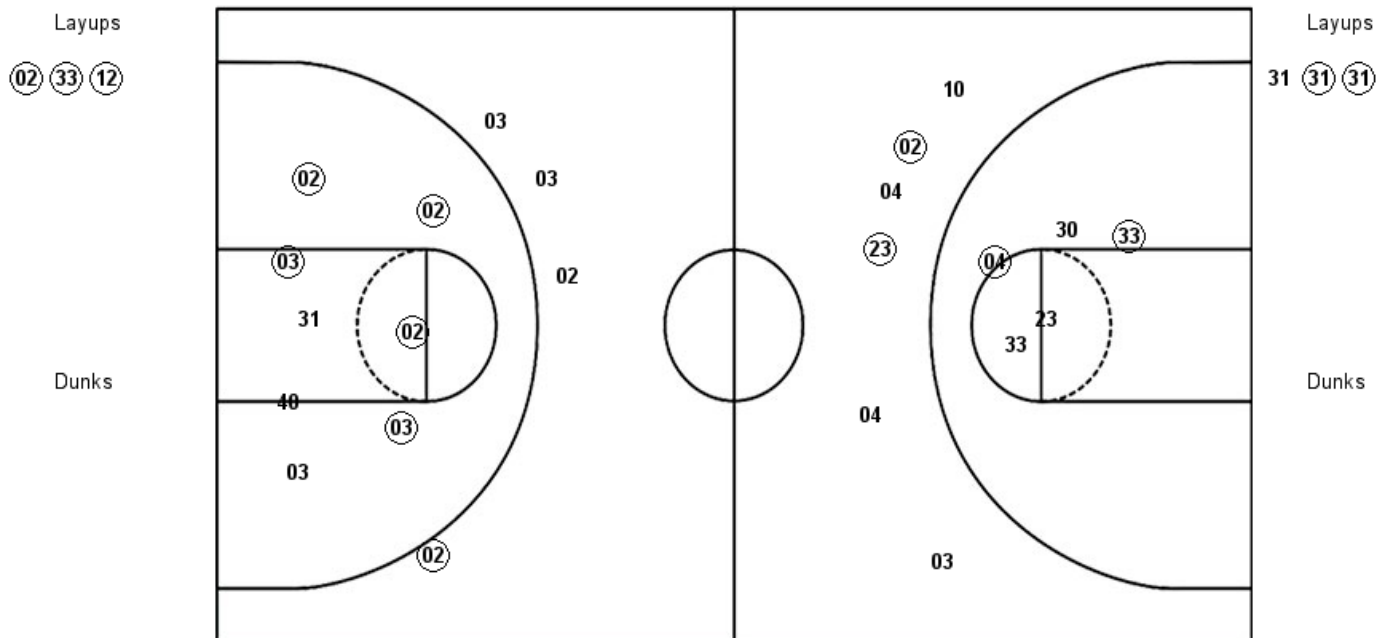
| HOU : Period 3 | Made | Att | Pct |
|--------------------------|----------|-----------|-------------|
| Layups | 2 | 2 | 100.0 |
| Dunks | 0 | 0 | 0 |
| 2PT Field Goals | 3 | 6 | 50.0 |
| 3PT Field Goals | 0 | 8 | 00.0 |
| Total Field Goals | 3 | 14 | 21.4 |

| A&M : Period 3 | Made | Att | Pct |
|--------------------------|----------|-----------|-------------|
| Layups | 3 | 3 | 100.0 |
| Dunks | 0 | 0 | 0 |
| 2PT Field Goals | 7 | 12 | 58.3 |
| 3PT Field Goals | 1 | 2 | 50.0 |
| Total Field Goals | 8 | 14 | 57.1 |

Official Shot Chart
Texas A&M vs Houston
PERIOD 4 Shots
December 07, 2018 at Fertitta Center - Houston, Texas

Houston

Texas A&M



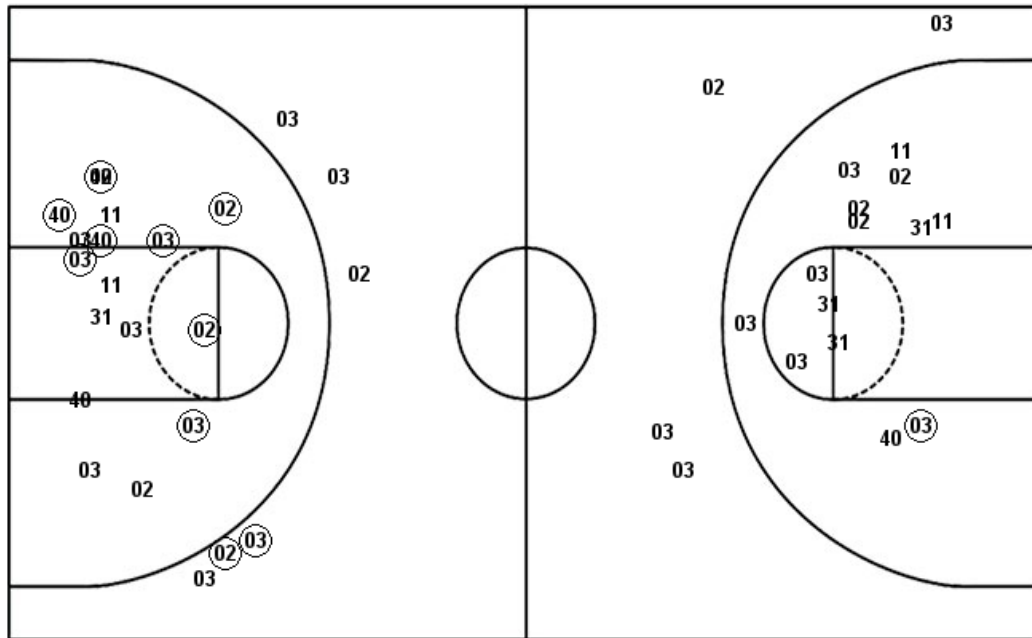
| HOU : Period 4 | Made | Att | Pct |
|--------------------------|-------------|------------|-------------|
| Layups | 3 | 3 | 100.0 |
| Dunks | 0 | 0 | 0 |
| 2PT Field Goals | 5 | 8 | 62.5 |
| 3PT Field Goals | 2 | 6 | 33.3 |
| Total Field Goals | 7 | 14 | 50.0 |

| A&M : Period 4 | Made | Att | Pct |
|---------------------------|-------------|------------|-------------|
| Layups | 2 | 3 | 66.7 |
| Dunks | 0 | 0 | 0 |
| 2PT Field Goals | 7 | 11 | 63.6 |
| 3PT Field Goals | 1 | 4 | 25.0 |
| Total Field Goals | 8 | 15 | 53.3 |

Official Shot Chart
Texas A&M vs Houston
Texas A&M Team Shots
December 07, 2018 at Fertitta Center - Houston, Texas

Layups

Dunks



Layups

Dunks

| A&M : Period 1 | Made | Att | Pct |
|--------------------------|----------|-----------|-------------|
| Layups | 7 | 9 | 77.8 |
| Dunks | 0 | 0 | 0 |
| 2PT Field Goals | 7 | 15 | 46.7 |
| 3PT Field Goals | 0 | 3 | 00.0 |
| Total Field Goals | 7 | 18 | 38.9 |

| A&M : Period 3 | Made | Att | Pct |
|--------------------------|----------|-----------|-------------|
| Layups | 3 | 3 | 100.0 |
| Dunks | 0 | 0 | 0 |
| 2PT Field Goals | 7 | 12 | 58.3 |
| 3PT Field Goals | 1 | 2 | 50.0 |
| Total Field Goals | 8 | 14 | 57.1 |

| A&M : Period 2 | Made | Att | Pct |
|--------------------------|----------|-----------|-------------|
| Layups | 3 | 4 | 75.0 |
| Dunks | 0 | 0 | 0 |
| 2PT Field Goals | 4 | 12 | 33.3 |
| 3PT Field Goals | 0 | 1 | 00.0 |
| Total Field Goals | 4 | 13 | 30.8 |

| A&M : Period 4 | Made | Att | Pct |
|--------------------------|----------|-----------|-------------|
| Layups | 2 | 3 | 66.7 |
| Dunks | 0 | 0 | 0 |
| 2PT Field Goals | 7 | 11 | 63.6 |
| 3PT Field Goals | 1 | 4 | 25.0 |
| Total Field Goals | 8 | 15 | 53.3 |

