

## FINAL SCORE

**Rider**

**71**



**Monmouth**

**75**



February 02, 2019 • OceanFirst Bank Center - West Long Branch,  
NJ

## FINAL STATISTICS

**Official Box Score**  
**Rider vs Monmouth**  
**Game Totals -- Final Statistics**  
**February 02, 2019 at OceanFirst Bank Center - West Long Branch, NJ**

**Rider 71**

No.	Player	S	Pts	FG	3FG	FT	OR	DR	TR	PF	A	TO	Blk	Stl	Min	+/-
02	Allen, Jordan		5	2-5	1-4	0-0	0	1	1	0	0	0	0	0	16	-7
12	Durham, Anthony		12	4-9	2-5	2-2	3	0	3	5	1	1	0	2	35	-3
14	Vaughn, Dimencio		15	4-15	0-6	7-9	4	5	9	4	2	2	0	5	38	-4
20	Marshall, Tyere		8	3-6	0-0	2-2	1	3	4	4	1	0	1	1	17	-3
23	Jordan, Stevie		10	4-6	1-3	1-1	0	2	2	5	5	3	0	0	30	3
10	Ogemuno-Johnson, Ajiri		0	0-1	0-0	0-0	0	0	0	1	0	1	0	0	5	-3
11	Eke, Devine		11	4-5	0-0	3-5	2	4	6	3	0	4	1	1	21	9
13	Scott, Frederick		8	0-4	0-3	8-8	2	1	3	3	2	3	0	0	22	-6
15	Cisse, Karamoko		0	0-0	0-0	0-0	0	0	0	0	0	0	0	0	4	4
22	Williams, Kimar		2	1-2	0-0	0-0	0	0	0	1	0	4	1	2	12	-10
	Team						0	1	1	0		0				
<b>TOTALS</b>			<b>71</b>	<b>22-53</b>	<b>4-21</b>	<b>23-27</b>	<b>12</b>	<b>17</b>	<b>29</b>	<b>26</b>	<b>11</b>	<b>18</b>	<b>3</b>	<b>11</b>	<b>200</b>	

*Shooting By Period*

Period	FG	FG%	3FG	3FG%	FT	FT%
1st Half	9-24	38%	2-10	20%	8-9	89%
2nd Half	13-29	45%	2-11	18%	15-18	83%
<b>Game</b>	<b>22-53</b>	<b>41.5%</b>	<b>4-21</b>	<b>19.0%</b>	<b>23-27</b>	<b>85.2%</b>

Last FG: 2nd-01:41  
 Biggest Run: 7-0  
 Largest lead: By 6 at 2-03:58  
 Technical Fouls: #12 DURHAM (Contact Deadball) @ 1st - 01:36;

**Monmouth 75**

No.	Player	S	Pts	FG	3FG	FT	OR	DR	TR	PF	A	TO	Blk	Stl	Min	+/-
03	Hammond, Deion		11	4-7	3-5	0-0	0	0	0	3	2	2	1	0	21	7
04	Traore, Mustapha		8	4-8	0-0	0-3	2	5	7	2	0	3	2	0	28	-6
05	Rutherford, Nick		9	2-7	0-0	5-5	0	4	4	2	5	6	0	2	31	4
13	Mcclary, Marcus		5	2-2	1-1	0-0	0	1	1	2	0	1	0	0	25	0
32	Quinn, Diago		17	4-6	0-0	9-10	4	3	7	4	1	1	1	0	22	17
00	Salnave, Ray		6	1-4	0-0	4-4	0	0	0	1	0	0	0	1	10	0
02	Martin, Melik		4	2-2	0-0	0-0	0	1	1	3	0	1	0	0	9	5
11	Papas, George		0	0-0	0-0	0-0	0	0	0	0	0	1	0	1	2	-1
21	Rutty, Nikkei		2	1-2	0-0	0-0	1	1	2	4	1	1	0	0	15	-3
24	Pillari, Louie		6	1-5	0-4	4-4	0	0	0	0	2	1	0	2	17	5
25	Chaput, Samuel		5	2-5	0-0	1-4	0	0	0	1	2	3	0	1	14	-4
44	Ibiezugbe, Sam		2	1-2	0-0	0-0	0	2	2	2	0	0	1	1	6	-4
	Team						3	2	5	0		0				
<b>TOTALS</b>			<b>75</b>	<b>24-50</b>	<b>4-10</b>	<b>23-30</b>	<b>10</b>	<b>19</b>	<b>29</b>	<b>24</b>	<b>13</b>	<b>20</b>	<b>5</b>	<b>8</b>	<b>200</b>	

*Shooting By Period*

Period	FG	FG%	3FG	3FG%	FT	FT%
1st Half	13-25	52%	1-5	20%	13-15	87%
2nd Half	11-25	44%	3-5	60%	10-15	67%
<b>Game</b>	<b>24-50</b>	<b>48.0%</b>	<b>4-10</b>	<b>40.0%</b>	<b>23-30</b>	<b>76.7%</b>

Last FG: 2nd-02:02  
 Biggest Run: 11-0  
 Largest lead: By 18 at 1-03:51  
 Technical Fouls: None.

Game Notes:

Officials: Kevin O'Connell, Mel Chettum, Jason Bradwell  
 Attendance: 2386

Start Time: 2019-02-02 19:02:51  
 End Time: 2019-02-02 21:18:16  
 Game Duration: 135  
 Conference Game:

Score	1st	2nd	TOT
RID	28	43	<b>71</b>
MON	40	35	<b>75</b>

RID led for 7:37. MON led for 26:54.  
 Game was tied for 5:30.  
 Times tied: 7      Lead Changes: 6

Points from	RID	MON
In the Paint	36	30
Off Turns	22	22
2nd Chance	18	7
Fast Break	11	25
Bench	21	25

**Official Box Score**  
**Rider vs Monmouth**  
**First Half Statistics Only**  
**February 02, 2019 at OceanFirst Bank Center - West Long Branch, NJ**

**Rider 28**

No.	Player	S	Pts	FG	3FG	FT	OR	DR	TR	PF	A	TO	Blk	Stl	Min	+/-
02	Allen, Jordan		5	2-4	1-3	0-0	0	1	1	0	0	0	0	0	13	-10
12	Durham, Anthony		2	0-3	0-1	2-2	2	0	2	2	1	0	0	2	15	-11
14	Vaughn, Dimencio		8	2-7	0-3	4-5	1	2	3	1	1	1	0	2	18	-12
20	Marshall, Tyere		0	0-1	0-0	0-0	0	1	1	2	0	0	1	0	4	-2
23	Jordan, Stevie		3	1-2	1-2	0-0	0	0	0	2	2	1	0	0	15	-9
10	Ogemuno-Johnson, Ajiri		0	0-1	0-0	0-0	0	0	0	1	0	1	0	0	5	-3
11	Eke, Devine		6	3-3	0-0	0-0	1	1	2	1	0	3	0	1	10	-3
13	Scott, Frederick		2	0-1	0-1	2-2	0	0	0	2	0	2	0	0	9	-8
15	Cisse, Karamoko		0	0-0	0-0	0-0	0	0	0	0	0	0	0	0	4	4
22	Williams, Kimar		2	1-2	0-0	0-0	0	0	0	1	0	3	1	2	7	-6
	Team						0	1	1	0		0				
<b>TOTALS</b>			<b>28</b>	<b>9-24</b>	<b>2-10</b>	<b>8-9</b>	<b>4</b>	<b>6</b>	<b>10</b>	<b>12</b>	<b>4</b>	<b>11</b>	<b>2</b>	<b>7</b>	<b>100</b>	

*Shooting By Period*

Period	FG	FG%	3FG	3FG%	FT	FT%
1st Half	9-24	38%	2-10	20%	8-9	89%
Game	22-53	41.5%	4-21	19.0%	23-27	85.2%

Last FG Half: RID 2nd-01:41

**Monmouth 40**

No.	Player	S	Pts	FG	3FG	FT	OR	DR	TR	PF	A	TO	Blk	Stl	Min	+/-
03	Hammond, Deion		3	1-2	1-2	0-0	0	0	0	3	0	1	0	0	8	7
04	Traore, Mustapha		4	2-5	0-0	0-1	1	2	3	0	0	1	2	0	15	8
05	Rutherford, Nick		6	1-3	0-0	4-4	0	2	2	1	2	3	0	0	13	8
13	Mcclary, Marcus		0	0-0	0-0	0-0	0	1	1	1	0	0	0	0	13	5
32	Quinn, Diago		10	3-5	0-0	4-4	3	2	5	1	1	0	1	0	15	11
00	Salnave, Ray		0	0-0	0-0	0-0	0	0	0	0	0	0	0	0	0	0
02	Martin, Melik		4	2-2	0-0	0-0	0	1	1	2	0	1	0	0	8	6
11	Papas, George		0	0-0	0-0	0-0	0	0	0	0	0	1	0	1	2	-1
21	Rutty, Nikkei		2	1-1	0-0	0-0	1	1	2	1	1	1	0	0	8	7
24	Pillari, Louie		6	1-4	0-3	4-4	0	0	0	0	1	1	0	2	12	5
25	Chaput, Samuel		5	2-3	0-0	1-2	0	0	0	1	2	3	0	1	7	4
44	Ibiezugbe, Sam		0	0-0	0-0	0-0	0	0	0	0	0	0	0	0	0	0
	Team						2	1	3	0		0				
<b>TOTALS</b>			<b>40</b>	<b>13-25</b>	<b>1-5</b>	<b>13-15</b>	<b>7</b>	<b>10</b>	<b>17</b>	<b>10</b>	<b>7</b>	<b>12</b>	<b>3</b>	<b>4</b>	<b>100</b>	

*Shooting By Period*

Period	FG	FG%	3FG	3FG%	FT	FT%
1st Half	13-25	52%	1-5	20%	13-15	87%
Game	24-50	48.0%	4-10	40.0%	23-30	76.7%

Last FG Half: MON 2nd-02:02

Game Notes:

Officials: Kevin O'Connell, Mel Chettum, Jason Bradwell  
Attendance: 2386

Start Time: 2019-02-02 19:02:51  
End Time: 2019-02-02 21:18:16  
Game Duration: 135  
Conference Game:

Score	1st	2nd	TOT
RID	28	43	71
MON	40	35	75

Points from (This Period)	RID	MON
In the Paint	14	20
Off Turns	11	13
2nd Chance	8	4
Fast Break	6	13
Bench	10	17

**Official Play-By-Play  
Rider vs Monmouth  
First Half**

**February 02, 2019 at OceanFirst Bank Center - West Long Branch, NJ**

**Period 1**

**Starters:**

**Rider:** 12 DURHAM,ANTHONY; 14 VAUGHN,DIMENCIO; 20 MARSHALL, TYERE; 23 JORDAN, STEVIE; 2 ALLEN, JORDAN;  
**Monmouth:** 3 HAMMOND,DEION; 4 TRAORE,MUSTAPHA; 5 RUTHERFORD,NICK; 13 MCCLARY,MARCUS; 32 QUINN,DIAGO;

Time	VISITORS: Rider	Score	Margin	HOME: Monmouth
19:35				MISSED LAYUP by TRAORE,MUSTAPHA
19:35	BLOCK by MARSHALL, TYERE			
19:31				REBOUND (OFF) by TRAORE,MUSTAPHA
19:29				MISSED LAYUP by RUTHERFORD,NICK
19:26				REBOUND (OFF) by QUINN,DIAGO
19:25		2-0	H 2	GOOD! LAYUP by QUINN,DIAGO
19:08	MISSED 3PTR by DURHAM,ANTHONY			
19:04				REBOUND (DEF) by RUTHERFORD,NICK
18:37		4-0	H 4	GOOD! JUMPER by TRAORE,MUSTAPHA
18:37				ASSIST by QUINN,DIAGO
18:15	MISSED LAYUP by DURHAM,ANTHONY			
18:15				REBOUND (DEF) by TEAM
18:15	FOUL (PERSONAL) by MARSHALL, TYERE			
18:01				MISSED LAYUP by QUINN,DIAGO
17:58	REBOUND (DEF) by MARSHALL, TYERE			
17:44	MISSED JUMPER by MARSHALL, TYERE			
17:42	REBOUND (OFF) by DURHAM,ANTHONY			
17:32	GOOD! 3PTR by JORDAN, STEVIE	4-3	H 1	
17:17		6-3	H 3	
17:03	GOOD! 3PTR by ALLEN, JORDAN	6-6	T	GOOD! LAYUP by RUTHERFORD,NICK [FB]
17:03	ASSIST by JORDAN, STEVIE			
16:41		8-6	H 2	GOOD! JUMPER by QUINN,DIAGO
16:27	MISSED 3PTR by VAUGHN,DIMENCIO			
16:24				REBOUND (DEF) by QUINN,DIAGO
16:24				FOUL (OFF) by HAMMOND,DEION
16:24				TURNOVER (OFFENSIVE) by HAMMOND,DEION
16:24	SUB OUT: DURHAM,ANTHONY			
16:24	SUB IN: SCOTT,FREDERICK			
16:09	MISSED 3PTR by VAUGHN,DIMENCIO			
16:05				REBOUND (DEF) by TRAORE,MUSTAPHA
15:59	FOUL (PERSONAL) by MARSHALL, TYERE			
15:59				
15:59	SUB OUT: MARSHALL, TYERE			
15:59	SUB IN: OGEMUNO-JOHNSON,AJIRI			
15:46				MISSED JUMPER by TRAORE,MUSTAPHA
15:44		10-6	H 4	GOOD! LAYUP by QUINN,DIAGO
15:42				REBOUND (OFF) by QUINN,DIAGO
15:20	GOOD! LAYUP by VAUGHN,DIMENCIO	10-8	H 2	
15:07				MISSED 3PTR by HAMMOND,DEION
15:06				REBOUND (OFF) by TEAM
14:46				MISSED LAYUP by RUTHERFORD,NICK
14:45	REBOUND (DEF) by TEAM			
14:19	MISSED 3PTR by ALLEN, JORDAN			
14:18	REBOUND (OFF) by VAUGHN,DIMENCIO			
14:18				FOUL (PERSONAL) by HAMMOND,DEION
14:18	MISSED FT by VAUGHN,DIMENCIO			
14:18	REBOUND (OFF) by TEAM			
14:18				SUB OUT: HAMMOND,DEION
14:18				SUB IN: PILLARI,LOUIE
14:18	GOOD! FT by VAUGHN,DIMENCIO	10-9	H 1	
14:04				TURNOVER (BADPASS) by RUTHERFORD,NICK
13:41	TURNOVER (LOSTBALL) by VAUGHN,DIMENCIO			
13:41				STEAL by PILLARI,LOUIE
13:37				TURNOVER (LOSTBALL) by PILLARI,LOUIE
13:37	STEAL by VAUGHN,DIMENCIO			
13:26	GOOD! LAYUP by ALLEN, JORDAN	10-11	V 1	
13:26	ASSIST by JORDAN, STEVIE			
13:12		12-11	H 1	GOOD! JUMPER by TRAORE,MUSTAPHA [PNT]
13:12				ASSIST by PILLARI,LOUIE
13:12	FOUL (PERSONAL) by OGEMUNO-JOHNSON,AJIRI			
13:12				SUB OUT: RUTHERFORD,NICK
13:12				SUB IN: CHAPUT,SAMUEL
13:12				SUB OUT: QUINN,DIAGO
13:12				SUB IN: RUTTY,NIKKEI
13:12	SUB OUT: OGEMUNO-JOHNSON,AJIRI			
13:12	SUB IN: EKE,DEVINE			
13:12				MISSED FT by TRAORE,MUSTAPHA
13:10	REBOUND (DEF) by ALLEN, JORDAN			
13:01	MISSED 3PTR by ALLEN, JORDAN			
12:58				REBOUND (DEF) by TRAORE,MUSTAPHA
12:41				TURNOVER (TRAVEL) by TRAORE,MUSTAPHA
12:27	FOUL (OFF) by EKE,DEVINE			
12:27	TURNOVER (OFFENSIVE) by EKE,DEVINE			
12:27				SUB OUT: MCCLARY,MARCUS
12:27				SUB IN: MARTIN,MELIK
12:06				MISSED 3PTR by PILLARI,LOUIE

Time	VISITORS: Rider	Score	Margin	HOME: Monmouth
12:02	REBOUND (DEF) by VAUGHN,DIMENCIO			
11:55	MISSED 3PTR by VAUGHN,DIMENCIO			
11:52				REBOUND (DEF) by RUTTY,NIKKEI
11:49		14-11	H 3	GOOD! LAYUP by CHAPUT,SAMUEL [FB]
11:49				ASSIST by RUTTY,NIKKEI
11:48	TIMEOUT 30SEC			
11:48				
11:48	SUB OUT: VAUGHN,DIMENCIO			
11:48	SUB IN: DURHAM,ANTHONY			
11:48	SUB OUT: JORDAN,STEVIE			
11:48	SUB IN: WILLIAMS,KIMAR			
11:23	TURNOVER (TRAVEL) by SCOTT,FREDERICK			
10:59	FOUL (PERSONAL) by SCOTT,FREDERICK			
10:59		15-11	H 4	GOOD! FT by PILLARI,LOUIE
10:59		16-11	H 5	GOOD! FT by PILLARI,LOUIE
10:35	GOOD! LAYUP by WILLIAMS,KIMAR	16-13	H 3	
10:14				TURNOVER (LOSTBALL) by CHAPUT,SAMUEL
10:14	STEAL by WILLIAMS,KIMAR			
10:12				FOUL (PERSONAL) by CHAPUT,SAMUEL
10:12	SUB OUT: ALLEN,JORDAN			
10:12	SUB IN: JORDAN,STEVIE			
10:12	SUB OUT: EKE,DEVINE			
10:12	SUB IN: VAUGHN,DIMENCIO			
09:55	TURNOVER (TRAVEL) by SCOTT,FREDERICK			
09:55				SUB OUT: TRAORE,MUSTAPHA
09:55				SUB IN: QUINN,DIAGO
09:32		18-13	H 5	GOOD! JUMPER by MARTIN,MELIK
09:32				ASSIST by CHAPUT,SAMUEL
09:14	MISSED JUMPER by DURHAM,ANTHONY			
09:12				REBOUND (DEF) by MARTIN,MELIK
09:07		20-13	H 7	GOOD! LAYUP by RUTTY,NIKKEI
09:07				ASSIST by CHAPUT,SAMUEL
09:06	SUB OUT: SCOTT,FREDERICK			
09:06	SUB IN: EKE,DEVINE			
08:47	TURNOVER (LOSTBALL) by WILLIAMS,KIMAR			
08:47				STEAL by CHAPUT,SAMUEL
08:43		22-13	H 9	GOOD! LAYUP by CHAPUT,SAMUEL [FB]
08:21	MISSED LAYUP by VAUGHN,DIMENCIO			
08:21				BLOCK by QUINN,DIAGO
08:17	REBOUND (OFF) by DURHAM,ANTHONY			
08:15	GOOD! LAYUP by EKE,DEVINE	22-15	H 7	
08:15	ASSIST by DURHAM,ANTHONY			
08:13	FOUL (PERSONAL) by JORDAN,STEVIE			
08:13				SUB OUT: CHAPUT,SAMUEL
08:13				SUB IN: RUTHERFORD,NICK
08:13	SUB OUT: WILLIAMS,KIMAR			
08:13	SUB IN: ALLEN,JORDAN			
08:07				FOUL (OFF) by MARTIN,MELIK
08:07				TURNOVER (OFFENSIVE) by MARTIN,MELIK
07:48	MISSED JUMPER by VAUGHN,DIMENCIO			
07:45				REBOUND (DEF) by QUINN,DIAGO
07:40		24-15	H 9	GOOD! LAYUP by MARTIN,MELIK [FB]
07:40				ASSIST by RUTHERFORD,NICK
07:17	TURNOVER (OTHER) by EKE,DEVINE			
07:17				SUB OUT: MARTIN,MELIK
07:17				SUB IN: TRAORE,MUSTAPHA
07:17				SUB OUT: RUTTY,NIKKEI
07:17				SUB IN: HAMMOND,DEION
07:17				SUB OUT: PILLARI,LOUIE
07:17				SUB IN: MCCLARY,MARCUS
07:17	SUB OUT: ALLEN,JORDAN			
07:17	SUB IN: SCOTT,FREDERICK			
06:52				MISSED JUMPER by TRAORE,MUSTAPHA
06:49	REBOUND (DEF) by EKE,DEVINE			
06:35				FOUL (PERSONAL) by QUINN,DIAGO
06:35	GOOD! FT by SCOTT,FREDERICK	24-16	H 8	
06:35	GOOD! FT by SCOTT,FREDERICK	24-17	H 7	
06:29		27-17	H 10	GOOD! 3PTR by HAMMOND,DEION [FB]
06:29				ASSIST by RUTHERFORD,NICK
06:23	MISSED 3PTR by SCOTT,FREDERICK			
06:22				REBOUND (DEF) by MCCLARY,MARCUS
06:17	FOUL (PERSONAL) by JORDAN,STEVIE			
06:17		28-17	H 11	GOOD! FT by RUTHERFORD,NICK
06:17	SUB OUT: JORDAN,STEVIE			
06:17	SUB IN: ALLEN,JORDAN			
06:17		29-17	H 12	GOOD! FT by RUTHERFORD,NICK
06:01	TURNOVER (BADPASS) by EKE,DEVINE			
06:01	SUB OUT: EKE,DEVINE			
06:01	SUB IN: WILLIAMS,KIMAR			
05:46	FOUL (PERSONAL) by SCOTT,FREDERICK			
05:46	SUB OUT: SCOTT,FREDERICK			
05:46	SUB IN: OGEMUNO-JOHNSON,AJIRI			
05:46		30-17	H 13	GOOD! FT by QUINN,DIAGO
05:46		31-17	H 14	GOOD! FT by QUINN,DIAGO
05:23	MISSED LAYUP by WILLIAMS,KIMAR			
05:23				BLOCK by TRAORE,MUSTAPHA

Time	VISITORS: Rider	Score	Margin	HOME: Monmouth
05:22				REBOUND (DEF) by TEAM
05:07				MISSED LAYUP by QUINN,DIAGO
05:04	REBOUND (DEF) by VAUGHN,DIMENCIO			
04:55				FOUL (PERSONAL) by HAMMOND,DEION
04:55				SUB OUT: HAMMOND,DEION
04:55				SUB IN: PILLARI,LOUIE
04:45	TURNOVER (TRAVEL) by OGEMUNO-JOHNSON,AJIRI			
04:20		33-17	H 16	GOOD! LAYUP by PILLARI,LOUIE [PNT]
03:55	MISSED JUMPER by OGEMUNO-JOHNSON,AJIRI			
03:55				REBOUND (DEF) by RUTHERFORD,NICK
03:55				BLOCK by TRAORE,MUSTAPHA
03:51	FOUL (PERSONAL) by WILLIAMS,KIMAR			
03:51				
03:51	SUB OUT: ALLEN,JORDAN			
03:51	SUB IN: JORDAN,STEVIE			
03:51	SUB OUT: OGEMUNO-JOHNSON,AJIRI			
03:51	SUB IN: CISSE,KARAMOKO			
03:51	SUB OUT: WILLIAMS,KIMAR			
03:51	SUB IN: EKE,DEVINE			
03:51		34-17	H 17	GOOD! FT by RUTHERFORD,NICK
03:51		35-17	H 18	GOOD! FT by RUTHERFORD,NICK
03:34	MISSED 3PTR by JORDAN,STEVIE			
03:31	REBOUND (OFF) by EKE,DEVINE			
03:08	GOOD! LAYUP by EKE,DEVINE	35-19	H 16	
02:55				MISSED 3PTR by PILLARI,LOUIE
02:50				REBOUND (OFF) by QUINN,DIAGO
02:34				TURNOVER (LOSTBALL) by RUTHERFORD,NICK
02:34	STEAL by VAUGHN,DIMENCIO			
02:27	GOOD! LAYUP by EKE,DEVINE [FB]	35-21	H 14	
02:27	ASSIST by VAUGHN,DIMENCIO			
02:20				FOUL (OFF) by RUTHERFORD,NICK
02:20				TURNOVER (OFFENSIVE) by RUTHERFORD,NICK
02:20				SUB OUT: RUTHERFORD,NICK
02:20				SUB IN: CHAPUT,SAMUEL
02:20				SUB OUT: TRAORE,MUSTAPHA
02:20				SUB IN: MARTIN,MELIK
02:04	GOOD! JUMPER by VAUGHN,DIMENCIO	35-23	H 12	
02:04				FOUL (PERSONAL) by MCCLARY,MARCUS
02:04	GOOD! FT by VAUGHN,DIMENCIO	35-24	H 11	
01:56	FOUL (PERSONAL) by VAUGHN,DIMENCIO			
01:56		36-24	H 12	GOOD! FT by QUINN,DIAGO
01:56		37-24	H 13	GOOD! FT by QUINN,DIAGO
01:56				SUB OUT: QUINN,DIAGO
01:56				SUB IN: RUTTY,NIKKEI
01:56				SUB OUT: MCCLARY,MARCUS
01:56				SUB IN: PAPAS,GEORGE
01:38	TURNOVER (LOSTBALL) by JORDAN,STEVIE			
01:38				STEAL by PAPAS,GEORGE
01:36	FOUL (PERSONAL) by DURHAM,ANTHONY			
01:36	FOUL (TECH) by DURHAM,ANTHONY			
01:36		38-24	H 14	GOOD! FT by PILLARI,LOUIE [FB]
01:36		39-24	H 15	GOOD! FT by CHAPUT,SAMUEL
01:36				MISSED FT by CHAPUT,SAMUEL
01:36				REBOUND (OFF) by TEAM
01:36		40-24	H 16	GOOD! FT by PILLARI,LOUIE [FB]
01:27				TURNOVER (BADPASS) by CHAPUT,SAMUEL
01:27	STEAL by DURHAM,ANTHONY			
01:23				FOUL (PERSONAL) by MARTIN,MELIK
01:23	GOOD! FT by VAUGHN,DIMENCIO [FB]	40-25	H 15	
01:23	GOOD! FT by VAUGHN,DIMENCIO [FB]	40-26	H 14	
01:23	SUB OUT: JORDAN,STEVIE			
01:23	SUB IN: WILLIAMS,KIMAR			
01:15				TURNOVER (BADPASS) by CHAPUT,SAMUEL
01:15	STEAL by DURHAM,ANTHONY			
01:11				FOUL (PERSONAL) by RUTTY,NIKKEI
01:11	GOOD! FT by DURHAM,ANTHONY [FB]	40-27	H 13	
01:11	GOOD! FT by DURHAM,ANTHONY [FB]	40-28	H 12	
00:46				TURNOVER (BADPASS) by PAPAS,GEORGE
00:46	STEAL by WILLIAMS,KIMAR			
00:39	TURNOVER (BADPASS) by WILLIAMS,KIMAR			
00:39				STEAL by PILLARI,LOUIE
00:33				MISSED 3PTR by PILLARI,LOUIE
00:30				REBOUND (OFF) by RUTTY,NIKKEI
00:29				TURNOVER (LOSTBALL) by RUTTY,NIKKEI
00:29	STEAL by EKE,DEVINE			
00:10	TURNOVER (OTHER) by WILLIAMS,KIMAR			
00:07				MISSED LAYUP by CHAPUT,SAMUEL
00:07	BLOCK by WILLIAMS,KIMAR			
00:07				REBOUND (OFF) by TEAM
00:07				SUB OUT: RUTTY,NIKKEI
00:07				SUB IN: RUTHERFORD,NICK
00:07				SUB OUT: CHAPUT,SAMUEL
00:07				SUB IN: QUINN,DIAGO

<b>Points from (This Period)</b>	<b>RID</b>	<b>MON</b>
In the Paint	14	20
Off Turns	11	13
2nd Chance	8	4
Fast Break	6	13
Bench	10	17

**Official Box Score**  
**Rider vs Monmouth**  
**Second Half Statistics Only**  
**February 02, 2019 at OceanFirst Bank Center - West Long Branch, NJ**

**Rider 43**

No.	Player	S	Pts	FG	3FG	FT	OR	DR	TR	PF	A	TO	Blk	Stl	Min	+/-
02	Allen, Jordan		0	0-1	0-1	0-0	0	0	0	0	0	0	0	0	3	3
12	Durham, Anthony		10	4-6	2-4	0-0	1	0	1	3	0	1	0	0	20	8
14	Vaughn, Dimencio		7	2-8	0-3	3-4	3	3	6	3	1	1	0	3	20	8
20	Marshall, Tyere		8	3-5	0-0	2-2	1	2	3	2	1	0	0	1	13	-1
23	Jordan, Stevie		7	3-4	0-1	1-1	0	2	2	3	3	2	0	0	15	12
10	Ogemuno-Johnson, Ajiri		0	0-0	0-0	0-0	0	0	0	0	0	0	0	0	0	0
11	Eke, Devine		5	1-2	0-0	3-5	1	3	4	2	0	1	1	0	12	12
13	Scott, Frederick		6	0-3	0-2	6-6	2	1	3	1	2	1	0	0	13	2
15	Cisse, Karamoko		0	0-0	0-0	0-0	0	0	0	0	0	0	0	0	0	0
22	Williams, Kimar		0	0-0	0-0	0-0	0	0	0	0	0	1	0	0	5	-4
	Team						0	0	0	0	0	0				
<b>TOTALS</b>			<b>43</b>	<b>13-29</b>	<b>2-11</b>	<b>15-18</b>	<b>8</b>	<b>11</b>	<b>19</b>	<b>14</b>	<b>7</b>	<b>7</b>	<b>1</b>	<b>4</b>	<b>100</b>	

*Shooting By Period*

Period	FG	FG%	3FG	3FG%	FT	FT%
2nd Half	13-29	45%	2-11	18%	15-18	83%
Game	22-53	41.5%	4-21	19.0%	23-27	85.2%

Last FG Half: RID -

**Monmouth 35**

No.	Player	S	Pts	FG	3FG	FT	OR	DR	TR	PF	A	TO	Blk	Stl	Min	+/-
03	Hammond, Deion		8	3-5	2-3	0-0	0	0	0	0	2	1	1	0	13	0
04	Traore, Mustapha		4	2-3	0-0	0-2	1	3	4	2	0	2	0	0	13	-14
05	Rutherford, Nick		3	1-4	0-0	1-1	0	2	2	1	3	3	0	2	19	-4
13	Mcclary, Marcus		5	2-2	1-1	0-0	0	0	0	1	0	1	0	0	12	-5
32	Quinn, Diago		7	1-1	0-0	5-6	1	1	2	3	0	1	0	0	7	6
00	Salnave, Ray		6	1-4	0-0	4-4	0	0	0	1	0	0	0	1	10	0
02	Martin, Melik		0	0-0	0-0	0-0	0	0	0	1	0	0	0	0	2	-1
11	Papas, George		0	0-0	0-0	0-0	0	0	0	0	0	0	0	0	0	0
21	Rutty, Nikkei		0	0-1	0-0	0-0	0	0	0	3	0	0	0	0	7	-10
24	Pillari, Louie		0	0-1	0-1	0-0	0	0	0	0	1	0	0	0	5	0
25	Chaput, Samuel		0	0-2	0-0	0-2	0	0	0	0	0	0	0	0	7	-8
44	Ibiezugbe, Sam		2	1-2	0-0	0-0	0	2	2	2	0	0	1	1	6	-4
	Team						1	1	2	0	0	0				
<b>TOTALS</b>			<b>35</b>	<b>11-25</b>	<b>3-5</b>	<b>10-15</b>	<b>3</b>	<b>9</b>	<b>12</b>	<b>14</b>	<b>6</b>	<b>8</b>	<b>2</b>	<b>4</b>	<b>100</b>	

*Shooting By Period*

Period	FG	FG%	3FG	3FG%	FT	FT%
2nd Half	11-25	44%	3-5	60%	10-15	67%
Game	24-50	48.0%	4-10	40.0%	23-30	76.7%

Last FG Half: MON -

Game Notes:

Officials: Kevin O'Connell, Mel Chettum, Jason Bradwell  
Attendance: 2386

Start Time: 2019-02-02 19:02:51  
End Time: 2019-02-02 21:18:16  
Game Duration: 135  
Conference Game:

Score	1st	2nd	TOT
RID	28	43	<b>71</b>
MON	40	35	<b>75</b>

Points from (This Period)	RID	MON
In the Paint	22	10
Off Turns	11	9
2nd Chance	10	3
Fast Break	5	12
Bench	11	8



**Official Play-By-Play**  
**Rider vs Monmouth**  
**Second Half**  
**February 02, 2019 at OceanFirst Bank Center - West Long Branch, NJ**

**Period 2**

**Starters:**

**Rider:** 12 DURHAM,ANTHONY; 14 VAUGHN,DIMENCIO; 20 MARSHALL, TYERE; 23 JORDAN, STEVIE; 2 ALLEN, JORDAN;  
**Monmouth:** 3 HAMMOND,DEION; 4 TRAORE,MUSTAPHA; 5 RUTHERFORD,NICK; 13 MCCLARY,MARCUS; 32 QUINN,DIAGO;

Time	VISITORS: Rider	Score	Margin	HOME: Monmouth
19:48				MISSED JUMPER by TRAORE,MUSTAPHA
19:46	REBOUND (DEF) by TEAM			
19:46				FOUL (PERSONAL) by MCCLARY,MARCUS
19:31	MISSED LAYUP by VAUGHN,DIMENCIO			
19:28	REBOUND (OFF) by VAUGHN,DIMENCIO			
19:27	GOOD! LAYUP by VAUGHN,DIMENCIO	40-30	H 10	
19:18	FOUL (PERSONAL) by MARSHALL, TYERE			
19:18		41-30	H 11	GOOD! FT by QUINN,DIAGO
19:18		42-30	H 12	GOOD! FT by QUINN,DIAGO
19:03				FOUL (PERSONAL) by QUINN,DIAGO
19:03	GOOD! FT by MARSHALL, TYERE	42-31	H 11	
19:03	GOOD! FT by MARSHALL, TYERE	42-32	H 10	
18:57		45-32	H 13	GOOD! 3PTR by HAMMOND,DEION [FB]
18:57				ASSIST by RUTHERFORD,NICK
18:49	GOOD! LAYUP by JORDAN, STEVIE	45-34	H 11	
18:49				FOUL (PERSONAL) by QUINN,DIAGO
18:49				SUB OUT: QUINN,DIAGO
18:49				SUB IN: RUTTY, NIKKEI
18:49	GOOD! FT by JORDAN, STEVIE	45-35	H 10	
18:47				TURNOVER (BADPASS) by TRAORE,MUSTAPHA
18:47	STEAL by VAUGHN,DIMENCIO			
18:40	GOOD! LAYUP by JORDAN, STEVIE	45-37	H 8	
18:40	ASSIST by VAUGHN,DIMENCIO			
18:31				TURNOVER (BADPASS) by RUTHERFORD,NICK
18:31	STEAL by MARSHALL, TYERE			
18:28	GOOD! DUNK by DURHAM,ANTHONY [FB]	45-39	H 6	
18:28	ASSIST by MARSHALL, TYERE			
18:02		48-39	H 9	GOOD! 3PTR by HAMMOND,DEION
17:38	MISSED 3PTR by ALLEN, JORDAN			
17:38				BLOCK by HAMMOND,DEION
17:30				REBOUND (DEF) by TRAORE,MUSTAPHA
17:30				MISSED LAYUP by RUTTY, NIKKEI
17:30				REBOUND (OFF) by TEAM
17:30	SUB OUT: ALLEN, JORDAN			
17:30	SUB IN: EKE,DEVINE			
17:25				TURNOVER (BADPASS) by HAMMOND,DEION
17:25	STEAL by VAUGHN,DIMENCIO			
17:22	MISSED DUNK by VAUGHN,DIMENCIO			
17:22	REBOUND (OFF) by DURHAM,ANTHONY			
17:22				FOUL (PERSONAL) by RUTHERFORD,NICK
17:22				TIMEOUT 30SEC
17:15	MISSED 3PTR by DURHAM,ANTHONY			
17:11	REBOUND (OFF) by MARSHALL, TYERE			
17:10	GOOD! LAYUP by MARSHALL, TYERE	48-41	H 7	
16:56				MISSED JUMPER by HAMMOND,DEION
16:53	REBOUND (DEF) by JORDAN, STEVIE			
16:50	GOOD! LAYUP by JORDAN, STEVIE [FB]	48-43	H 5	
16:40	FOUL (PERSONAL) by VAUGHN,DIMENCIO			
16:40				SUB OUT: TRAORE,MUSTAPHA
16:40				SUB IN: MARTIN,MELIK
16:37				MISSED 3PTR by HAMMOND,DEION
16:33	REBOUND (DEF) by EKE,DEVINE			
16:26	MISSED 3PTR by VAUGHN,DIMENCIO			
16:24				FOUL (PERSONAL) by MARTIN,MELIK
16:24	GOOD! FT by EKE,DEVINE	48-44	H 4	
16:24	GOOD! FT by EKE,DEVINE	48-45	H 3	
16:23	REBOUND (OFF) by EKE,DEVINE			
16:22	FOUL (PERSONAL) by EKE,DEVINE			
16:10	FOUL (PERSONAL) by EKE,DEVINE			
15:50		51-45	H 6	GOOD! 3PTR by MCCLARY,MARCUS
15:50				ASSIST by HAMMOND,DEION
15:26	MISSED 3PTR by JORDAN, STEVIE			
15:23	REBOUND (OFF) by VAUGHN,DIMENCIO			
15:09	GOOD! LAYUP by DURHAM,ANTHONY [PNT]	51-47	H 4	
15:00				SUB OUT: MARTIN,MELIK
15:00				SUB IN: SALNAVE,RAY
15:00				SUB OUT: HAMMOND,DEION
15:00				SUB IN: CHAPUT,SAMUEL
15:00				SUB OUT: RUTHERFORD,NICK
15:00				SUB IN: TRAORE,MUSTAPHA
15:00	SUB OUT: MARSHALL, TYERE			
15:00	SUB IN: SCOTT,FREDERICK			
14:48				FOUL (OFF) by TRAORE,MUSTAPHA
14:48				TURNOVER (OFFENSIVE) by TRAORE,MUSTAPHA
14:27				FOUL (PERSONAL) by RUTTY, NIKKEI

Time	VISITORS: Rider	Score	Margin	HOME: Monmouth
14:27	GOOD! FT by SCOTT,FREDERICK	51-48	H 3	
14:27	GOOD! FT by SCOTT,FREDERICK	51-49	H 2	
14:13				MISSED LAYUP by CHAPUT,SAMUEL
14:10	REBOUND (DEF) by VAUGHN,DIMENCIO			
13:48	GOOD! DUNK by EKE,DEVINE	51-51	T	
13:48	ASSIST by SCOTT,FREDERICK			
13:38				TURNOVER (BADPASS) by MCCLARY,MARCUS
13:38	STEAL by VAUGHN,DIMENCIO			
13:36	TURNOVER (BADPASS) by VAUGHN,DIMENCIO			
13:36				SUB OUT: MCCLARY,MARCUS
13:36				SUB IN: RUTHERFORD,NICK
13:24		53-51	H 2	GOOD! LAYUP by SALNAVE,RAY [FB]
12:57				FOUL (PERSONAL) by RUTTY,NIKKEI
12:57	GOOD! FT by SCOTT,FREDERICK	53-52	H 1	
12:57	GOOD! FT by SCOTT,FREDERICK	53-53	T	
12:26				MISSED LAYUP by SALNAVE,RAY
12:26	BLOCK by EKE,DEVINE			
12:26	REBOUND (DEF) by JORDAN,STEVIE			
12:25				FOUL (PERSONAL) by TRAORE,MUSTAPHA
12:22	MISSED FT by EKE,DEVINE			
12:21				REBOUND (DEF) by TRAORE,MUSTAPHA
12:11				MISSED JUMPER by CHAPUT,SAMUEL
12:04	REBOUND (DEF) by VAUGHN,DIMENCIO			
12:03	MISSED LAYUP by EKE,DEVINE			
12:03	REBOUND (OFF) by SCOTT,FREDERICK			
12:03	SUB OUT: EKE,DEVINE			
12:03	SUB IN: MARSHALL,TYERE			
11:57				
11:44	TURNOVER (LOSTBALL) by JORDAN,STEVIE			
11:44				STEAL by SALNAVE,RAY
11:39				MISSED LAYUP by RUTHERFORD,NICK
11:36				REBOUND (OFF) by TRAORE,MUSTAPHA
11:35		55-53	H 2	GOOD! JUMPER by TRAORE,MUSTAPHA
11:25				FOUL (PERSONAL) by RUTTY,NIKKEI
11:25	GOOD! FT by SCOTT,FREDERICK	55-54	H 1	
11:25				SUB OUT: RUTTY,NIKKEI
11:25				SUB IN: IBIEZUGBE,SAM
11:25	GOOD! FT by SCOTT,FREDERICK	55-55	T	
11:17	FOUL (PERSONAL) by JORDAN,STEVIE			
11:03		57-55	H 2	GOOD! JUMPER by IBIEZUGBE,SAM
10:48	TURNOVER (LOSTBALL) by JORDAN,STEVIE			
10:48				STEAL by RUTHERFORD,NICK
10:43				MISSED LAYUP by RUTHERFORD,NICK
10:43	REBOUND (DEF) by TEAM			
10:43				FOUL (PERSONAL) by SALNAVE,RAY
10:43	GOOD! FT by VAUGHN,DIMENCIO	57-56	H 1	
10:43	SUB OUT: MARSHALL,TYERE			
10:43	SUB IN: EKE,DEVINE			
10:43	GOOD! FT by VAUGHN,DIMENCIO	57-57	T	
10:18				MISSED JUMPER by SALNAVE,RAY
10:14	REBOUND (DEF) by VAUGHN,DIMENCIO			
10:01	MISSED 3PTR by SCOTT,FREDERICK			
09:57	REBOUND (OFF) by VAUGHN,DIMENCIO			
09:56	MISSED LAYUP by VAUGHN,DIMENCIO			
09:55				REBOUND (DEF) by IBIEZUGBE,SAM
09:55	FOUL (PERSONAL) by VAUGHN,DIMENCIO			
09:32				TURNOVER (TRAVEL) by RUTHERFORD,NICK
09:32				TIMEOUT TEAM
09:07	GOOD! 3PTR by DURHAM,ANTHONY	57-60	V 3	
09:07	ASSIST by JORDAN,STEVIE			
08:30	FOUL (PERSONAL) by JORDAN,STEVIE			
08:30				MISSED FT by CHAPUT,SAMUEL
08:30				REBOUND (OFF) by TEAM
08:30	SUB OUT: JORDAN,STEVIE			
08:30	SUB IN: WILLIAMS,KIMAR			
08:28				MISSED FT by CHAPUT,SAMUEL
08:27	REBOUND (DEF) by EKE,DEVINE			
08:09				FOUL (PERSONAL) by IBIEZUGBE,SAM
08:09	GOOD! FT by EKE,DEVINE	57-61	V 4	
08:09				SUB OUT: SALNAVE,RAY
08:09				SUB IN: PILLARI,LOUIE
08:09				SUB OUT: CHAPUT,SAMUEL
08:09				SUB IN: HAMMOND,DEION
08:07	MISSED FT by EKE,DEVINE			
08:05				REBOUND (DEF) by IBIEZUGBE,SAM
07:53				MISSED LAYUP by RUTHERFORD,NICK
07:49	REBOUND (DEF) by SCOTT,FREDERICK			
07:47	MISSED 3PTR by VAUGHN,DIMENCIO			
07:45				REBOUND (DEF) by TEAM
07:45				
07:45	SUB OUT: EKE,DEVINE			
07:45	SUB IN: MARSHALL,TYERE			
07:16		59-61	V 2	GOOD! JUMPER by HAMMOND,DEION
07:16				ASSIST by PILLARI,LOUIE
06:52	MISSED JUMPER by SCOTT,FREDERICK			
06:52				BLOCK by IBIEZUGBE,SAM
06:47	REBOUND (OFF) by SCOTT,FREDERICK			

Time	VISITORS: Rider	Score	Margin	HOME: Monmouth
06:43	GOOD! LAYUP by MARSHALL, TYERE	59-63	V 4	
06:43	ASSIST by SCOTT, FREDERICK			
06:25				MISSED JUMPER by IBIEZUGBE, SAM
06:22	REBOUND (DEF) by MARSHALL, TYERE			
06:02	TURNOVER (LOSTBALL) by WILLIAMS, KIMAR			
06:02				STEAL by IBIEZUGBE, SAM
05:57		61-63	V 2	GOOD! DUNK by TRAORE, MUSTAPHA [FB]
05:57				ASSIST by RUTHERFORD, NICK
05:53				FOUL (PERSONAL) by IBIEZUGBE, SAM
05:53	GOOD! FT by VAUGHN, DIMENCIO [FB]	61-64	V 3	
05:53				SUB OUT: TRAORE, MUSTAPHA
05:53				SUB IN: MCCLARY, MARCUS
05:53				SUB OUT: IBIEZUGBE, SAM
05:53				SUB IN: QUINN, DIAGO
05:53	SUB OUT: MARSHALL, TYERE			
05:53	SUB IN: EKE, DEVINE			
05:53	SUB OUT: WILLIAMS, KIMAR			
05:53	SUB IN: JORDAN, STEVIE			
05:51	MISSED FT by VAUGHN, DIMENCIO			
05:49				REBOUND (DEF) by QUINN, DIAGO
05:39		63-64	V 1	GOOD! LAYUP by QUINN, DIAGO
05:39				ASSIST by RUTHERFORD, NICK
05:14	GOOD! LAYUP by VAUGHN, DIMENCIO	63-66	V 3	
05:14	ASSIST by JORDAN, STEVIE			
05:08				TURNOVER (BADPASS) by RUTHERFORD, NICK
04:48	TURNOVER (LOSTBALL) by EKE, DEVINE			
04:48	SUB OUT: SCOTT, FREDERICK			
04:48	SUB IN: MARSHALL, TYERE			
04:23				MISSED 3PTR by PILLARI, LOUIE
04:20	REBOUND (DEF) by EKE, DEVINE			
03:58	GOOD! 3PTR by DURHAM, ANTHONY	63-69	V 6	
03:58	ASSIST by JORDAN, STEVIE			
03:40		65-69	V 4	GOOD! JUMPER by MCCLARY, MARCUS
03:40				ASSIST by HAMMOND, DEION
03:25	TIMEOUT 30SEC			
03:25				
03:25				SUB OUT: PILLARI, LOUIE
03:25				SUB IN: SALNAVE, RAY
03:25	SUB OUT: EKE, DEVINE			
03:25	SUB IN: SCOTT, FREDERICK			
03:04	MISSED JUMPER by MARSHALL, TYERE			
03:01				REBOUND (DEF) by RUTHERFORD, NICK
02:57	FOUL (PERSONAL) by DURHAM, ANTHONY			
02:57		66-69	V 3	GOOD! FT by SALNAVE, RAY [FB]
02:57		67-69	V 2	GOOD! FT by SALNAVE, RAY [FB]
02:36	FOUL (OFF) by SCOTT, FREDERICK			
02:36	SUB OUT: SCOTT, FREDERICK			
02:36	SUB IN: EKE, DEVINE			
02:36	TURNOVER (OFFENSIVE) by SCOTT, FREDERICK			
02:22				FOUL (OFF) by QUINN, DIAGO
02:22				TURNOVER (OFFENSIVE) by QUINN, DIAGO
02:05	TURNOVER (BADPASS) by DURHAM, ANTHONY			
02:05				STEAL by RUTHERFORD, NICK
02:02		69-69	T	GOOD! LAYUP by RUTHERFORD, NICK [FB]
02:02	FOUL (PERSONAL) by JORDAN, STEVIE			
02:02	SUB OUT: JORDAN, STEVIE			
02:02	SUB IN: WILLIAMS, KIMAR			
02:02		70-69	H 1	GOOD! FT by RUTHERFORD, NICK [FB]
02:02	SUB OUT: EKE, DEVINE			
02:02	SUB IN: SCOTT, FREDERICK			
01:41	GOOD! LAYUP by MARSHALL, TYERE	70-71	V 1	
01:24				MISSED LAYUP by SALNAVE, RAY
01:23				REBOUND (OFF) by QUINN, DIAGO
01:23	FOUL (PERSONAL) by DURHAM, ANTHONY			
01:23				MISSED FT by QUINN, DIAGO
01:23				REBOUND (OFF) by TEAM
01:23		71-71	T	GOOD! FT by QUINN, DIAGO
00:57	MISSED JUMPER by MARSHALL, TYERE			
00:52				REBOUND (DEF) by RUTHERFORD, NICK
00:35	FOUL (PERSONAL) by VAUGHN, DIMENCIO			
00:35		72-71	H 1	GOOD! FT by SALNAVE, RAY
00:35		73-71	H 2	GOOD! FT by SALNAVE, RAY
00:31	TIMEOUT 30SEC			
00:16	MISSED 3PTR by DURHAM, ANTHONY			
00:15				REBOUND (DEF) by TEAM
00:15	FOUL (PERSONAL) by MARSHALL, TYERE			
00:15		74-71	H 3	GOOD! FT by QUINN, DIAGO
00:15		75-71	H 4	GOOD! FT by QUINN, DIAGO
00:15				SUB OUT: QUINN, DIAGO
00:15				SUB IN: TRAORE, MUSTAPHA
00:05	MISSED 3PTR by SCOTT, FREDERICK			
00:04				REBOUND (DEF) by TRAORE, MUSTAPHA
00:04	FOUL (PERSONAL) by DURHAM, ANTHONY			
00:04	SUB OUT: DURHAM, ANTHONY			
00:04	SUB IN: EKE, DEVINE			
00:04				MISSED FT by TRAORE, MUSTAPHA
00:04				REBOUND (OFF) by TEAM

Time	VISITORS: Rider	Score	Margin	HOME: Monmouth
00:04				MISSED FT by TRAORE,MUSTAPHA
00:04	REBOUND (DEF) by MARSHALL,TYERE			
00:01	MISSED 3PTR by VAUGHN,DIMENCIO			
00:00				REBOUND (DEF) by TEAM

**Rider 71, Monmouth 75**

Points from (This Period)	RID	MON
In the Paint	22	10
Off Turns	11	9
2nd Chance	10	3
Fast Break	5	12
Bench	11	8

**Official Scoring/Possession Reference Chart**  
**Rider vs Monmouth**  
**Period 1**  
**February 02, 2019 at OceanFirst Bank Center - West Long Branch, NJ**

**Period 1**

**Starters:**

**Rider:** 12 DURHAM, ANTHONY; 14 VAUGHN, DIMENCIO; 20 MARSHALL, TYERE; 23 JORDAN, STEVIE; 2 ALLEN, JORDAN;  
**Monmouth:** 3 HAMMOND, DEION; 4 TRAORE, MUSTAPHA; 5 RUTHERFORD, NICK; 13 MCCLARY, MARCUS; 32 QUINN, DIAGO;

Time	VISITORS: Rider	Score	Margin	HOME: Monmouth
19:25		2-0	H 2	GOOD! LAYUP by QUINN, DIAGO
18:37		4-0	H 4	GOOD! JUMPER by TRAORE, MUSTAPHA
17:32	GOOD! 3PTR by JORDAN, STEVIE	4-3	H 1	
17:17		6-3	H 3	GOOD! LAYUP by RUTHERFORD, NICK [FB]
17:03	GOOD! 3PTR by ALLEN, JORDAN	6-6	T	
16:41		8-6	H 2	GOOD! JUMPER by QUINN, DIAGO
15:44		10-6	H 4	GOOD! LAYUP by QUINN, DIAGO
15:20	GOOD! LAYUP by VAUGHN, DIMENCIO	10-8	H 2	
14:18	GOOD! FT by VAUGHN, DIMENCIO	10-9	H 1	
13:26	GOOD! LAYUP by ALLEN, JORDAN	10-11	V 1	
13:12		12-11	H 1	GOOD! JUMPER by TRAORE, MUSTAPHA [PNT]
11:49		14-11	H 3	GOOD! LAYUP by CHAPUT, SAMUEL [FB]
10:59		15-11	H 4	GOOD! FT by PILLARI, LOUIE
10:59		16-11	H 5	GOOD! FT by PILLARI, LOUIE
10:35	GOOD! LAYUP by WILLIAMS, KIMAR	16-13	H 3	
09:32		18-13	H 5	GOOD! JUMPER by MARTIN, MELIK
09:07		20-13	H 7	GOOD! LAYUP by RUTTY, NIKKEI
08:43		22-13	H 9	GOOD! LAYUP by CHAPUT, SAMUEL [FB]
08:15	GOOD! LAYUP by EKE, DEVINE	22-15	H 7	
07:40		24-15	H 9	GOOD! LAYUP by MARTIN, MELIK [FB]
06:35	GOOD! FT by SCOTT, FREDERICK	24-16	H 8	
06:35	GOOD! FT by SCOTT, FREDERICK	24-17	H 7	
06:29		27-17	H 10	GOOD! 3PTR by HAMMOND, DEION [FB]
06:17		28-17	H 11	GOOD! FT by RUTHERFORD, NICK
06:17		29-17	H 12	GOOD! FT by RUTHERFORD, NICK
05:46		30-17	H 13	GOOD! FT by QUINN, DIAGO
05:46		31-17	H 14	GOOD! FT by QUINN, DIAGO
04:20		33-17	H 16	GOOD! LAYUP by PILLARI, LOUIE [PNT]
03:51		34-17	H 17	GOOD! FT by RUTHERFORD, NICK
03:51		35-17	H 18	GOOD! FT by RUTHERFORD, NICK
03:08	GOOD! LAYUP by EKE, DEVINE	35-19	H 16	
02:27	GOOD! LAYUP by EKE, DEVINE [FB]	35-21	H 14	
02:04	GOOD! JUMPER by VAUGHN, DIMENCIO	35-23	H 12	
02:04	GOOD! FT by VAUGHN, DIMENCIO	35-24	H 11	
01:56		36-24	H 12	GOOD! FT by QUINN, DIAGO
01:56		37-24	H 13	GOOD! FT by QUINN, DIAGO
01:36		38-24	H 14	GOOD! FT by PILLARI, LOUIE [FB]
01:36		39-24	H 15	GOOD! FT by CHAPUT, SAMUEL
01:36		40-24	H 16	GOOD! FT by PILLARI, LOUIE [FB]
01:23	GOOD! FT by VAUGHN, DIMENCIO [FB]	40-25	H 15	
01:23	GOOD! FT by VAUGHN, DIMENCIO [FB]	40-26	H 14	
01:11	GOOD! FT by DURHAM, ANTHONY [FB]	40-27	H 13	
01:11	GOOD! FT by DURHAM, ANTHONY [FB]	40-28	H 12	

**Rider 28, Monmouth 40**

**Official Scoring/Possession Reference Chart**  
**Rider vs Monmouth**  
**Period 2**  
**February 02, 2019 at OceanFirst Bank Center - West Long Branch, NJ**

**Period 2**

**Starters:**

**Rider:** 12 DURHAM,ANTHONY; 14 VAUGHN,DIMENCIO; 20 MARSHALL, TYERE; 23 JORDAN, STEVIE; 2 ALLEN, JORDAN;  
**Monmouth:** 3 HAMMOND,DEION; 4 TRAORE,MUSTAPHA; 5 RUTHERFORD,NICK; 13 MCCLARY,MARCUS; 32 QUINN,DIAGO;

Time	VISITORS: Rider	Score	Margin	HOME: Monmouth
19:27	GOOD! LAYUP by VAUGHN,DIMENCIO	40-30	H 10	
19:18		41-30	H 11	GOOD! FT by QUINN,DIAGO
19:18		42-30	H 12	GOOD! FT by QUINN,DIAGO
19:03	GOOD! FT by MARSHALL, TYERE	42-31	H 11	
19:03	GOOD! FT by MARSHALL, TYERE	42-32	H 10	
18:57		45-32	H 13	GOOD! 3PTR by HAMMOND,DEION [FB]
18:49	GOOD! LAYUP by JORDAN, STEVIE	45-34	H 11	
18:49	GOOD! FT by JORDAN, STEVIE	45-35	H 10	
18:40	GOOD! LAYUP by JORDAN, STEVIE	45-37	H 8	
18:28	GOOD! DUNK by DURHAM,ANTHONY [FB]	45-39	H 6	
18:02		48-39	H 9	GOOD! 3PTR by HAMMOND,DEION
17:10	GOOD! LAYUP by MARSHALL, TYERE	48-41	H 7	
16:50	GOOD! LAYUP by JORDAN, STEVIE [FB]	48-43	H 5	
16:24	GOOD! FT by EKE,DEVINE	48-44	H 4	
16:24	GOOD! FT by EKE,DEVINE	48-45	H 3	
15:50		51-45	H 6	GOOD! 3PTR by MCCLARY,MARCUS
15:09	GOOD! LAYUP by DURHAM,ANTHONY [PNT]	51-47	H 4	
14:27	GOOD! FT by SCOTT,FREDERICK	51-48	H 3	
14:27	GOOD! FT by SCOTT,FREDERICK	51-49	H 2	
13:48	GOOD! DUNK by EKE,DEVINE	51-51	T	
13:24		53-51	H 2	GOOD! LAYUP by SALNAVE,RAY [FB]
12:57	GOOD! FT by SCOTT,FREDERICK	53-52	H 1	
12:57	GOOD! FT by SCOTT,FREDERICK	53-53	T	
11:35		55-53	H 2	GOOD! JUMPER by TRAORE,MUSTAPHA
11:25	GOOD! FT by SCOTT,FREDERICK	55-54	H 1	
11:25	GOOD! FT by SCOTT,FREDERICK	55-55	T	
11:03		57-55	H 2	GOOD! JUMPER by IBIEZUGBE,SAM
10:43	GOOD! FT by VAUGHN,DIMENCIO	57-56	H 1	
10:43	GOOD! FT by VAUGHN,DIMENCIO	57-57	T	
09:07	GOOD! 3PTR by DURHAM,ANTHONY	57-60	V 3	
08:09	GOOD! FT by EKE,DEVINE	57-61	V 4	
07:16		59-61	V 2	GOOD! JUMPER by HAMMOND,DEION
06:43	GOOD! LAYUP by MARSHALL, TYERE	59-63	V 4	
05:57		61-63	V 2	GOOD! DUNK by TRAORE,MUSTAPHA [FB]
05:53	GOOD! FT by VAUGHN,DIMENCIO [FB]	61-64	V 3	
05:39		63-64	V 1	GOOD! LAYUP by QUINN,DIAGO
05:14	GOOD! LAYUP by VAUGHN,DIMENCIO	63-66	V 3	
03:58	GOOD! 3PTR by DURHAM,ANTHONY	63-69	V 6	
03:40		65-69	V 4	GOOD! JUMPER by MCCLARY,MARCUS
02:57		66-69	V 3	GOOD! FT by SALNAVE,RAY [FB]
02:57		67-69	V 2	GOOD! FT by SALNAVE,RAY [FB]
02:02		69-69	T	GOOD! LAYUP by RUTHERFORD,NICK [FB]
02:02		70-69	H 1	GOOD! FT by RUTHERFORD,NICK [FB]
01:41	GOOD! LAYUP by MARSHALL, TYERE	70-71	V 1	
01:23		71-71	T	GOOD! FT by QUINN,DIAGO
00:35		72-71	H 1	GOOD! FT by SALNAVE,RAY
00:35		73-71	H 2	GOOD! FT by SALNAVE,RAY
00:15		74-71	H 3	GOOD! FT by QUINN,DIAGO
00:15		75-71	H 4	GOOD! FT by QUINN,DIAGO



**Official Substitutions Log**  
**Rider vs Monmouth**  
**Period 1**  
**February 02, 2019 at OceanFirst Bank Center - West Long Branch, NJ**

VISITORS: Rider	Time	Score	HOME: Monmouth
12 DURHAM,ANTHONY			3 HAMMOND,DEION
14 VAUGHN,DIMENCIO			4 TRAORE,MUSTAPHA
20 MARSHALL,TYERE			5 RUTHERFORD,NICK
23 JORDAN,STEVIE			13 MCCLARY,MARCUS
2 ALLEN,JORDAN			32 QUINN,DIAGO
SUB OUT: 12 DURHAM,ANTHONY	16:24	6-8	
SUB IN: 13 SCOTT,FREDERICK	16:24		
SUB OUT: 20 MARSHALL,TYERE	15:59	6-8	
SUB IN: 10 OGEMUNO-JOHNSON,AJIRI	15:59		
	14:18	8-10	SUB OUT: HAMMOND,DEION
	14:18		SUB IN: PILLARI,LOUIE
	13:12	11-12	SUB OUT: RUTHERFORD,NICK
	13:12		SUB IN: CHAPUT,SAMUEL
	13:12		SUB OUT: QUINN,DIAGO
	13:12		SUB IN: RUTTY,NIKKEI
SUB OUT: 10 OGEMUNO-JOHNSON,AJIRI	13:12		
SUB IN: 11 EKE,DEVINE	13:12		
	12:27	11-12	SUB OUT: MCCLARY,MARCUS
	12:27		SUB IN: MARTIN,MELIK
SUB OUT: 14 VAUGHN,DIMENCIO	11:48	11-14	
SUB IN: 12 DURHAM,ANTHONY	11:48		
SUB OUT: 23 JORDAN,STEVIE	11:48		
SUB IN: 22 WILLIAMS,KIMAR	11:48		
SUB OUT: 2 ALLEN,JORDAN	10:12	13-16	
SUB IN: 23 JORDAN,STEVIE	10:12		
SUB OUT: 11 EKE,DEVINE	10:12		
SUB IN: 14 VAUGHN,DIMENCIO	10:12		
	09:55	13-16	SUB OUT: TRAORE,MUSTAPHA
	09:55		SUB IN: QUINN,DIAGO
SUB OUT: 13 SCOTT,FREDERICK	09:06	13-20	
SUB IN: 11 EKE,DEVINE	09:06		
	08:13	15-22	SUB OUT: CHAPUT,SAMUEL
	08:13		SUB IN: RUTHERFORD,NICK
SUB OUT: 22 WILLIAMS,KIMAR	08:13		
SUB IN: 2 ALLEN,JORDAN	08:13		
	07:17	15-24	SUB OUT: MARTIN,MELIK
	07:17		SUB IN: TRAORE,MUSTAPHA
	07:17		SUB OUT: RUTTY,NIKKEI
	07:17		SUB IN: HAMMOND,DEION
	07:17		SUB OUT: PILLARI,LOUIE
	07:17		SUB IN: MCCLARY,MARCUS
SUB OUT: 2 ALLEN,JORDAN	07:17		
SUB IN: 13 SCOTT,FREDERICK	07:17		
SUB OUT: 23 JORDAN,STEVIE	06:17	17-28	
SUB IN: 2 ALLEN,JORDAN	06:17		
SUB OUT: 11 EKE,DEVINE	06:01	17-29	
SUB IN: 22 WILLIAMS,KIMAR	06:01		
SUB OUT: 13 SCOTT,FREDERICK	05:46	17-29	
SUB IN: 10 OGEMUNO-JOHNSON,AJIRI	05:46		
	04:55	17-31	SUB OUT: HAMMOND,DEION
	04:55		SUB IN: PILLARI,LOUIE
SUB OUT: 2 ALLEN,JORDAN	03:51	17-33	
SUB IN: 23 JORDAN,STEVIE	03:51		
SUB OUT: 10 OGEMUNO-JOHNSON,AJIRI	03:51		
SUB IN: 15 CISSE,KARAMOKO	03:51		
SUB OUT: 22 WILLIAMS,KIMAR	03:51		
SUB IN: 11 EKE,DEVINE	03:51		
	02:20	21-35	SUB OUT: RUTHERFORD,NICK
	02:20		SUB IN: CHAPUT,SAMUEL
	02:20		SUB OUT: TRAORE,MUSTAPHA
	02:20		SUB IN: MARTIN,MELIK
	01:56	24-37	SUB OUT: QUINN,DIAGO
	01:56		SUB IN: RUTTY,NIKKEI
	01:56		SUB OUT: MCCLARY,MARCUS
	01:56		SUB IN: PAPAS,GEORGE
SUB OUT: 23 JORDAN,STEVIE	01:23	26-40	
SUB IN: 22 WILLIAMS,KIMAR	01:23		
	00:07	28-40	SUB OUT: RUTTY,NIKKEI
	00:07		SUB IN: RUTHERFORD,NICK
	00:07		SUB OUT: CHAPUT,SAMUEL
	00:07		SUB IN: QUINN,DIAGO



**Official Substitutions Log**  
**Rider vs Monmouth**  
**Period 2**  
**February 02, 2019 at OceanFirst Bank Center - West Long Branch, NJ**

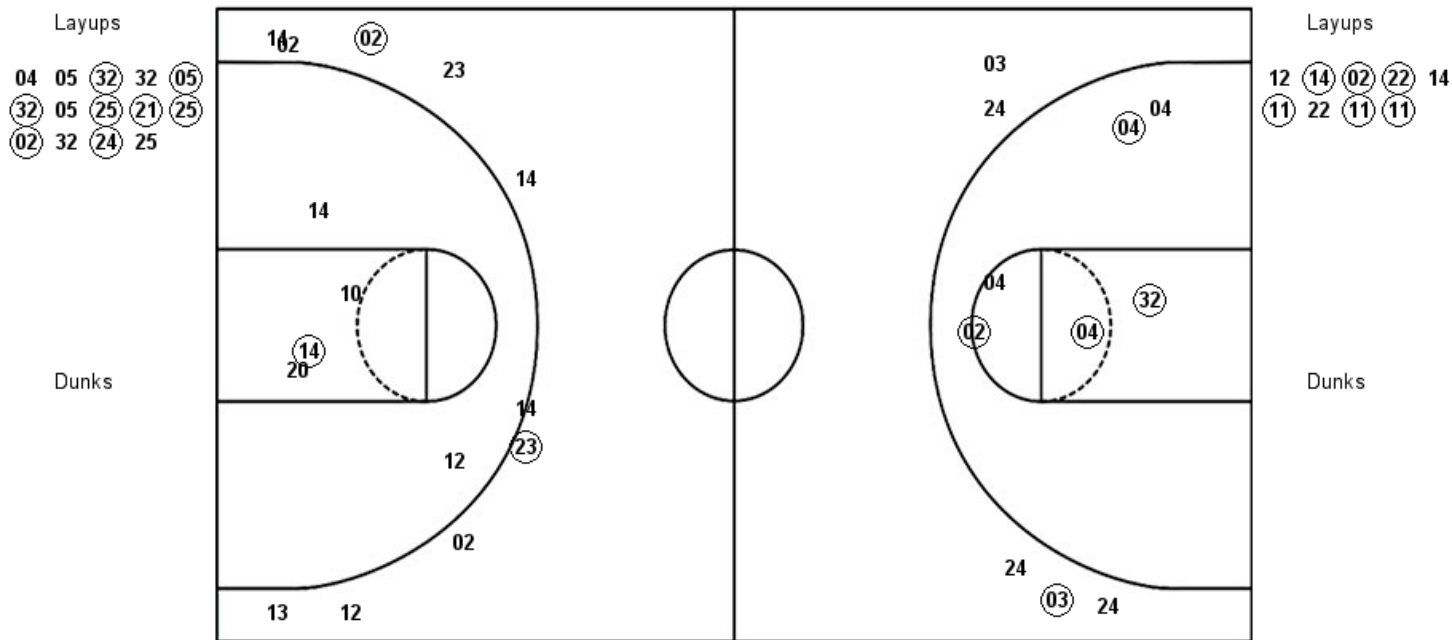
VISITORS: Rider	Time	Score	HOME: Monmouth
12 DURHAM, ANTHONY			3 HAMMOND, DEION
14 VAUGHN, DIMENCIO			4 TRAORE, MUSTAPHA
20 MARSHALL, TYERE			5 RUTHERFORD, NICK
23 JORDAN, STEVIE			13 MCCLARY, MARCUS
2 ALLEN, JORDAN			32 QUINN, DIAGO
	18:49	34-45	SUB OUT: QUINN, DIAGO
	18:49		SUB IN: RUTTY, NIKKEI
SUB OUT: 2 ALLEN, JORDAN	17:30	39-48	
SUB IN: 11 EKE, DEVINE	17:30		
	16:40	43-48	SUB OUT: TRAORE, MUSTAPHA
	16:40		SUB IN: MARTIN, MELIK
	15:00	47-51	SUB OUT: MARTIN, MELIK
	15:00		SUB IN: SALNAVE, RAY
	15:00		SUB OUT: HAMMOND, DEION
	15:00		SUB IN: CHAPUT, SAMUEL
	15:00		SUB OUT: RUTHERFORD, NICK
	15:00		SUB IN: TRAORE, MUSTAPHA
SUB OUT: 20 MARSHALL, TYERE	15:00		
SUB IN: 13 SCOTT, FREDERICK	15:00		
	13:36	51-51	SUB OUT: MCCLARY, MARCUS
	13:36		SUB IN: RUTHERFORD, NICK
SUB OUT: 11 EKE, DEVINE	12:03	53-53	
SUB IN: 20 MARSHALL, TYERE	12:03		
	11:25	54-55	SUB OUT: RUTTY, NIKKEI
	11:25		SUB IN: IBIEZUGBE, SAM
SUB OUT: 20 MARSHALL, TYERE	10:43	56-57	
SUB IN: 11 EKE, DEVINE	10:43		
SUB OUT: 23 JORDAN, STEVIE	08:30	60-57	
SUB IN: 22 WILLIAMS, KIMAR	08:30		
	08:09	61-57	SUB OUT: SALNAVE, RAY
	08:09		SUB IN: PILLARI, LOUIE
	08:09		SUB OUT: CHAPUT, SAMUEL
	08:09		SUB IN: HAMMOND, DEION
SUB OUT: 11 EKE, DEVINE	07:45	61-57	
SUB IN: 20 MARSHALL, TYERE	07:45		
	05:53	64-61	SUB OUT: TRAORE, MUSTAPHA
	05:53		SUB IN: MCCLARY, MARCUS
	05:53		SUB OUT: IBIEZUGBE, SAM
	05:53		SUB IN: QUINN, DIAGO
SUB OUT: 20 MARSHALL, TYERE	05:53		
SUB IN: 11 EKE, DEVINE	05:53		
SUB OUT: 22 WILLIAMS, KIMAR	05:53		
SUB IN: 23 JORDAN, STEVIE	05:53		
SUB OUT: 13 SCOTT, FREDERICK	04:48	66-63	
SUB IN: 20 MARSHALL, TYERE	04:48		
	03:25	69-65	SUB OUT: PILLARI, LOUIE
	03:25		SUB IN: SALNAVE, RAY
SUB OUT: 11 EKE, DEVINE	03:25		
SUB IN: 13 SCOTT, FREDERICK	03:25		
SUB OUT: 13 SCOTT, FREDERICK	02:36	69-67	
SUB IN: 11 EKE, DEVINE	02:36		
SUB OUT: 23 JORDAN, STEVIE	02:02	69-69	
SUB IN: 22 WILLIAMS, KIMAR	02:02		
SUB OUT: 11 EKE, DEVINE	02:02		
SUB IN: 13 SCOTT, FREDERICK	02:02		
	00:15	71-75	SUB OUT: QUINN, DIAGO
	00:15		SUB IN: TRAORE, MUSTAPHA
SUB OUT: 12 DURHAM, ANTHONY	00:04	71-75	
SUB IN: 11 EKE, DEVINE	00:04		

**Rider 71, Monmouth 75**

**Official Shot Chart**  
**Rider vs Monmouth**  
**PERIOD 1 Shots**  
 February 02, 2019 at OceanFirst Bank Center - West Long Branch, NJ

**Monmouth**

**Rider**



<b>MON : Period 1</b>	<b>Made</b>	<b>Att</b>	<b>Pct</b>
Layups	8	14	57.1
Dunks	0	0	0
2PT Field Goals	12	20	60.0
3PT Field Goals	1	5	20.0
<b>Total Field Goals</b>	<b>13</b>	<b>25</b>	<b>52.0</b>

<b>RID : Period 1</b>	<b>Made</b>	<b>Att</b>	<b>Pct</b>
Layups	6	9	66.7
Dunks	0	0	0
2PT Field Goals	7	14	50.0
3PT Field Goals	2	10	20.0
<b>Total Field Goals</b>	<b>9</b>	<b>24</b>	<b>37.5</b>

**Official Shot Chart**  
**Rider vs Monmouth**  
**PERIOD 2 Shots**  
 February 02, 2019 at OceanFirst Bank Center - West Long Branch, NJ

**Monmouth**

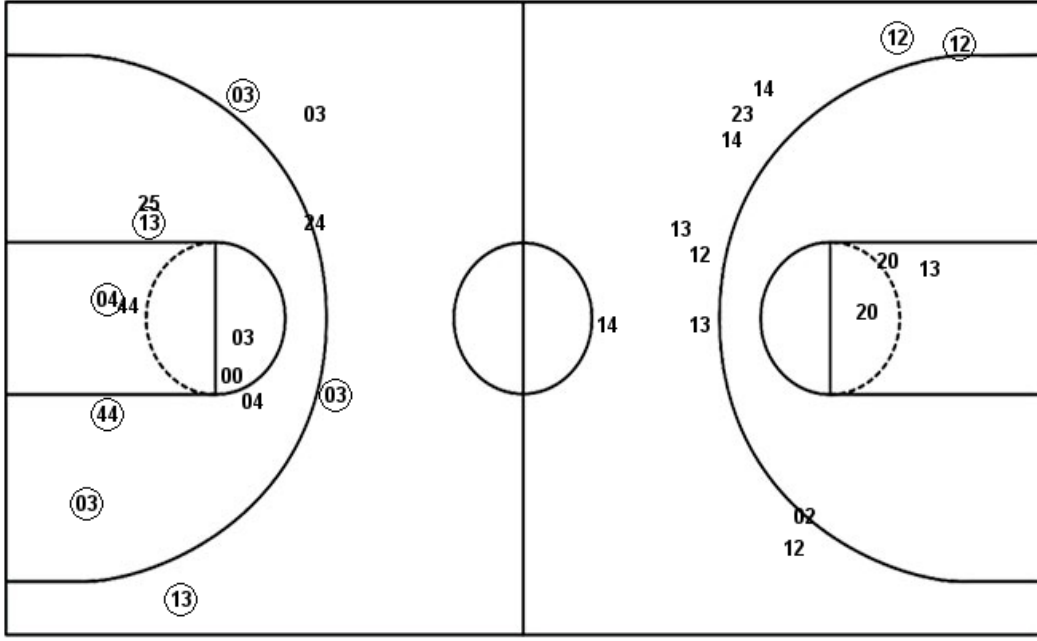
**Rider**

Layups  
 21 25 (00) 00 05  
 05 05 (32) (05) 00

Layups  
 14 (14) (23) (23) (20)  
 (23) (12) 11 14 (20)  
 (14) (20)

Dunks  
 (04)

Dunks  
 (12) 14 (11)

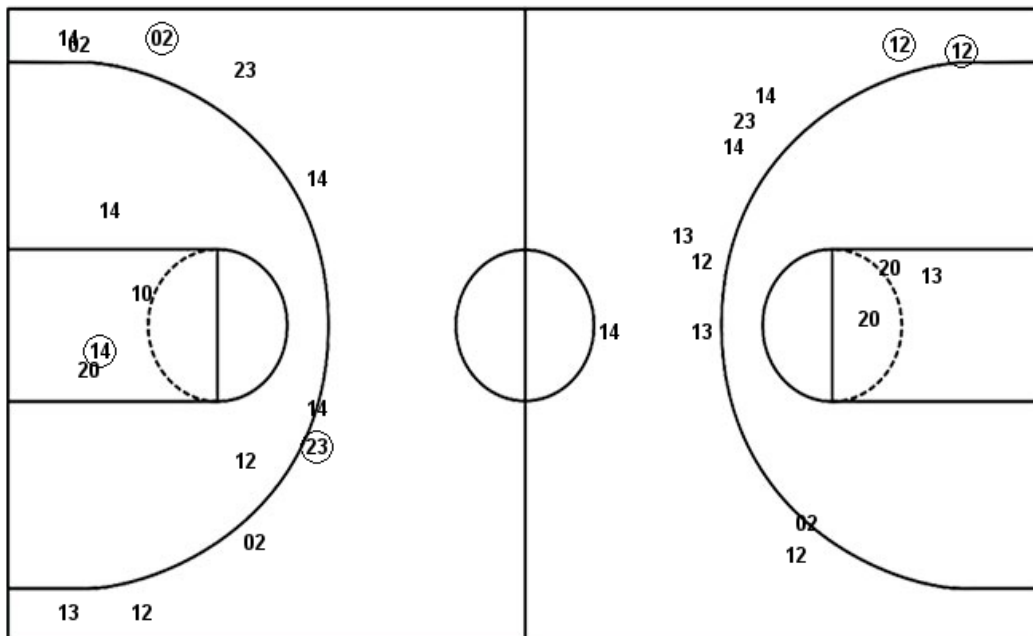


MON : Period 2	Made	Att	Pct
Layups	3	10	30.0
Dunks	1	1	100.0
2PT Field Goals	8	20	40.0
3PT Field Goals	3	5	60.0
<b>Total Field Goals</b>	<b>11</b>	<b>25</b>	<b>44.0</b>

RID : Period 2	Made	Att	Pct
Layups	9	12	75.0
Dunks	2	3	66.7
2PT Field Goals	11	18	61.1
3PT Field Goals	2	11	18.2
<b>Total Field Goals</b>	<b>13</b>	<b>29</b>	<b>44.8</b>

**Official Shot Chart**  
**Rider vs Monmouth**  
**Rider Team Shots**  
**February 02, 2019 at OceanFirst Bank Center - West Long Branch, NJ**

Layups



Dunks

Layups

12 14 02 22 14  
 11 22 11 11 14  
 14 23 23 20 23  
 12 11 14 20 14  
 20

Dunks

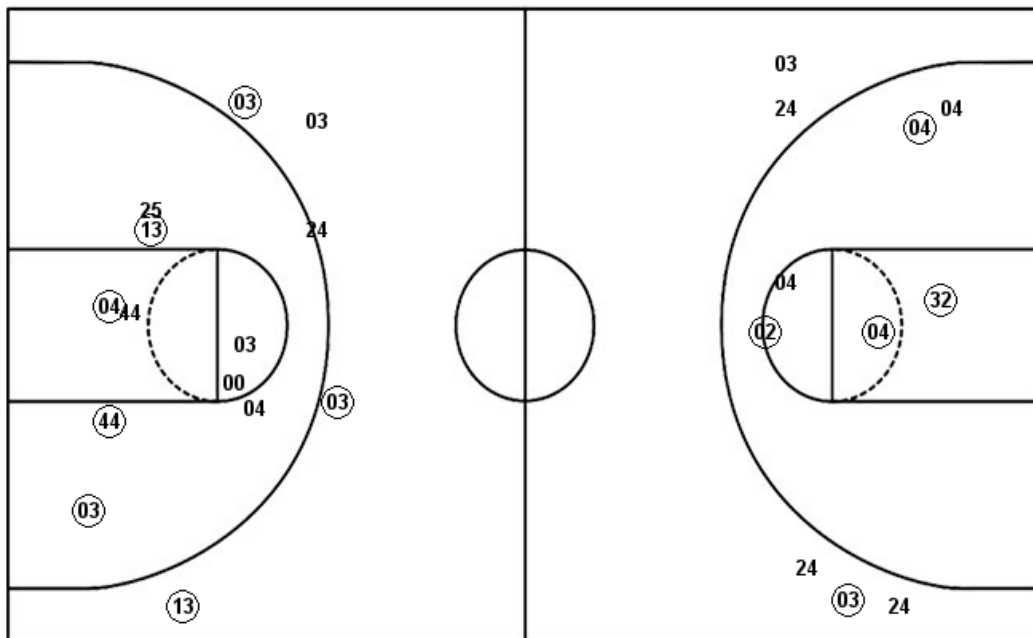
12 14 11

RID : Period 1	Made	Att	Pct
Layups	6	9	66.7
Dunks	0	0	0
2PT Field Goals	7	14	50.0
3PT Field Goals	2	10	20.0
<b>Total Field Goals</b>	<b>9</b>	<b>24</b>	<b>37.5</b>

RID : Period 2	Made	Att	Pct
Layups	9	12	75.0
Dunks	2	3	66.7
2PT Field Goals	11	18	61.1
3PT Field Goals	2	11	18.2
<b>Total Field Goals</b>	<b>13</b>	<b>29</b>	<b>44.8</b>

**Official Shot Chart**  
**Rider vs Monmouth**  
**Monmouth Team Shots**  
 February 02, 2019 at OceanFirst Bank Center - West Long Branch, NJ

Layups



Layups

04	05	32	32	05
32	05	25	21	25
02	32	24	25	21
25	00	00	05	05
05	32	05	00	

Dunks

Dunks

04

MON : Period 1	Made	Att	Pct
Layups	8	14	57.1
Dunks	0	0	0
2PT Field Goals	12	20	60.0
3PT Field Goals	1	5	20.0
<b>Total Field Goals</b>	<b>13</b>	<b>25</b>	<b>52.0</b>

MON : Period 2	Made	Att	Pct
Layups	3	10	30.0
Dunks	1	1	100.0
2PT Field Goals	8	20	40.0
3PT Field Goals	3	5	60.0
<b>Total Field Goals</b>	<b>11</b>	<b>25</b>	<b>44.0</b>