

FINAL SCORE



Tennessee Tech

80



UT Martin

76

February 09, 2019 • Kathleen and Tom Elam Center - Martin, Tenn.

FINAL STATISTICS

Official Box Score
Tennessee Tech vs UT Martin
Game Totals -- Final Statistics
February 09, 2019 at Kathleen and Tom Elam Center - Martin, Tenn.

Tennessee Tech 80

No.	Player	S	Pts	FG	3FG	FT	OR	DR	TR	PF	A	TO	Blk	Stl	Min	+/-
02	Brock, Jordan		4	2-9	0-4	0-0	0	3	3	2	3	5	0	0	37	12
11	Alexander, Kentoria		15	6-10	1-2	2-2	3	5	8	1	7	5	1	1	38	7
14	Buckner, Abby		3	1-5	1-3	0-0	1	3	4	5	5	1	0	0	29	6
15	Wilkinson, Anacia		2	1-3	0-0	0-0	0	5	5	2	1	2	1	1	11	-15
20	Brady, Kesha		23	7-16	3-7	6-6	3	6	9	1	3	5	0	3	39	6
10	Lamb, Taylor		0	0-1	0-0	0-0	0	0	0	0	0	0	0	0	3	-8
33	Coleman, Mackenzie		26	11-13	4-5	0-0	3	7	10	1	0	3	5	0	31	7
44	Cantrell, Lacy		7	2-3	0-0	3-3	1	1	2	4	0	1	0	0	11	5
Team							0	1	1	0		0				
TOTALS			80	30-60	9-21	11-11	11	31	42	16	19	22	7	5	200	

Shooting By Period

Period	FG	FG%	3FG	3FG%	FT	FT%
1st Qtr	6-15	40%	3-6	50%	0-0	0%
2nd Qtr	6-16	38%	1-5	20%	7-7	100%
3rd Qtr	9-17	53%	3-6	50%	3-3	100%
4th Qtr	9-12	75%	2-4	50%	1-1	100%
1st Half	12-31	39%	4-11	36%	7-7	100%
2nd Half	18-29	62%	5-10	50%	4-4	100%
Game	30-60	50.0%	9-21	42.9%	11-11	100.0%

Last FG: 4th-00:28
 Biggest Run: 15-0
 Largest lead: By 11 at 4-09:02
 Technical Fouls: None.

UT Martin 76

No.	Player	S	Pts	FG	3FG	FT	OR	DR	TR	PF	A	TO	Blk	Stl	Min	+/-
04	Robertson, Emanye		10	4-11	0-0	2-2	2	4	6	2	13	4	0	4	39	-8
14	Hicks, Zaire		7	3-11	1-4	0-1	0	1	1	4	3	0	0	2	35	-3
15	Moore, Brittni		9	3-8	2-7	1-2	0	4	4	3	1	2	0	0	36	-5
20	Perry, Chelsey		28	10-19	5-6	3-3	2	3	5	0	1	0	3	0	33	3
21	Waldrop, Maddie		16	6-14	0-3	4-7	5	3	8	2	1	1	2	0	29	1
00	Davis, Emma		0	0-0	0-0	0-0	0	2	2	0	0	0	0	1	3	3
02	Hudson, Sade'		0	0-0	0-0	0-0	0	0	0	3	0	1	1	0	4	-4
11	Adams, Aundrea		2	1-2	0-0	0-0	0	0	0	0	1	1	0	0	6	2
22	Griffin, Damiah		4	2-4	0-1	0-0	0	2	2	4	1	0	0	1	12	-14
31	Grant, Kyannah		0	0-0	0-0	0-0	0	0	0	0	0	0	0	0	4	5
Team							2	0	2	0		0				
TOTALS			76	29-69	8-21	10-15	11	19	30	18	21	9	6	8	200	

Shooting By Period

Period	FG	FG%	3FG	3FG%	FT	FT%
1st Qtr	7-19	37%	2-6	33%	3-4	75%
2nd Qtr	6-16	38%	3-7	43%	2-5	40%
3rd Qtr	6-15	40%	0-4	00%	1-2	50%
4th Qtr	10-19	53%	3-4	75%	4-4	100%
1st Half	13-35	37%	5-13	38%	5-9	56%
2nd Half	16-34	47%	3-8	38%	5-6	83%
Game	29-69	42.0%	8-21	38.1%	10-15	66.7%

Last FG: 4th-00:21
 Biggest Run: 8-0
 Largest lead: By 5 at 3-04:10
 Technical Fouls: None.

Game Notes:

Officials: **Doug Klenc, Adam Rider, Terri Tubbs**
 Attendance: **1860**

Start Time: **2019-02-09 19:03:43**
 End Time: **2019-02-09 20:50:54**
 Game Duration: **107**
 Conference Game:

Score	1st	2nd	3rd	4th	TOT
TTU	15	20	24	21	80
UTM	19	17	13	27	76

TTU led for 22:30. UTM led for 12:43.
 Game was tied for 4:48.
 Times tied: 8 Lead Changes: 8

Points from	TTU	UTM
In the Paint	40	32
Off Turns	11	20
2nd Chance	10	9
Fast Break	8	7
Bench	33	6

Official Box Score
Tennessee Tech vs UT Martin
First Half Statistics Only
February 09, 2019 at Kathleen and Tom Elam Center - Martin, Tenn.

Tennessee Tech 35

No.	Player	S	Pts	FG	3FG	FT	OR	DR	TR	PF	A	TO	Blk	Stl	Min	+/-
10	Lamb, Taylor		0	0-1	0-0	0-0	0	0	0	0	0	0	0	0	3	-8
11	Alexander, Kentoria		2	1-2	0-1	0-0	0	1	1	1	4	4	1	1	18	2
14	Buckner, Abby		0	0-4	0-2	0-0	0	2	2	2	0	1	0	0	14	-8
15	Wilkinson, Anacia		0	0-1	0-0	0-0	0	4	4	2	0	1	1	0	7	-9
20	Brady, Kesha		15	4-9	3-5	4-4	2	5	7	1	1	1	0	1	19	1
33	Coleman, Mackenzie		7	3-5	1-2	0-0	3	5	8	0	0	1	3	0	14	0
44	Cantrell, Lacy		7	2-3	0-0	3-3	1	1	2	3	0	1	0	0	7	10
02	Brock, Jordan		4	2-6	0-1	0-0	0	0	0	0	2	3	0	0	17	7
	Team		0	0-0	0-0	0-0	0	1	1	0	0	0	0	0	0	
TOTALS			35	12-31	4-11	7-7	6	19	25	9	7	12	5	2	100	

Shooting By Period

Period	FG	FG%	3FG	3FG%	FT	FT%
1st Qtr	6-15	40%	3-6	50%	0-0	0%
2nd Qtr	6-16	38%	1-5	20%	7-7	100%
1st Half	12-31	39%	4-11	36%	7-7	100%
Game	30-60	50.0%	9-21	42.9%	11-11	100.0%

Last FG Half: TTU 2nd-06:27

UT Martin 36

No.	Player	S	Pts	FG	3FG	FT	OR	DR	TR	PF	A	TO	Blk	Stl	Min	+/-
00	Davis, Emma		0	0-0	0-0	0-0	0	2	2	0	0	0	0	1	3	3
02	Hudson, Sade'		0	0-0	0-0	0-0	0	0	0	2	0	0	0	0	1	4
04	Robertson, Emanye		2	0-3	0-0	2-2	1	2	3	0	7	2	0	3	19	-3
11	Adams, Aundrea		2	1-2	0-0	0-0	0	0	0	0	1	1	0	0	5	4
14	Hicks, Zaire		5	2-6	1-3	0-0	0	0	0	2	1	0	0	0	17	-6
15	Moore, Brittni		7	2-3	2-3	1-2	0	2	2	3	1	0	0	0	16	0
20	Perry, Chelsey		8	3-10	2-3	0-0	2	2	4	0	1	0	2	0	15	-1
21	Waldrop, Maddie		8	3-7	0-3	2-5	0	3	3	2	0	1	1	0	13	3
22	Griffin, Damiah		4	2-4	0-1	0-0	0	2	2	2	1	0	0	1	7	-4
31	Grant, Kyannah		0	0-0	0-0	0-0	0	0	0	0	0	0	0	0	4	5
	Team		0	0-0	0-0	0-0	1	0	1	0	0	0	0	0	0	
TOTALS			36	13-35	5-13	5-9	4	13	17	11	12	4	3	5	100	

Shooting By Period

Period	FG	FG%	3FG	3FG%	FT	FT%
1st Qtr	7-19	37%	2-6	33%	3-4	75%
2nd Qtr	6-16	38%	3-7	43%	2-5	40%
1st Half	13-35	37%	5-13	38%	5-9	56%
Game	29-69	42.0%	8-21	38.1%	10-15	66.7%

Last FG Half: UTM 2nd-00:11

Game Notes:

Officials: Doug Klenc, Adam Rider, Terri Tubbs
 Attendance: 1860

Start Time: 2019-02-09 19:03:43
 End Time: 2019-02-09 20:50:54
 Game Duration: 107
 Conference Game;

Score	1st	2nd	3rd	4th	TOT
TTU	15	20	24	21	80
UTM	19	17	13	27	76

Points from (This Period)	TTU	UTM
In the Paint	14	10
Off Turns	7	7
2nd Chance	5	1
Fast Break	8	5
Bench	14	6

Official Box Score
Tennessee Tech vs UT Martin
First Quarter Statistics Only
February 09, 2019 at Kathleen and Tom Elam Center - Martin, Tenn.

Tennessee Tech 15

No.	Player	S	Pts	FG	3FG	FT	OR	DR	TR	PF	A	TO	Blk	Stl	Min	+/-
02	Brock, Jordan		0	0-2	0-1	0-0	0	0	0	0	2	2	0	0	8	1
11	Alexander, Kentoria		0	0-1	0-1	0-0	0	0	0	1	3	1	1	1	10	-4
14	Buckner, Abby		0	0-2	0-0	0-0	0	1	1	1	0	1	0	0	10	-4
15	Wilkinson, Anacia		0	0-1	0-0	0-0	0	4	4	2	0	1	1	0	7	-9
20	Brady, Kesha		11	4-7	3-4	0-0	1	3	4	0	0	1	0	0	9	-2
10	Lamb, Taylor		0	0-0	0-0	0-0	0	0	0	0	0	0	0	0	0	0
33	Coleman, Mackenzie		4	2-2	0-0	0-0	1	2	3	0	0	1	0	0	6	-1
44	Cantrell, Lacy		0	0-0	0-0	0-0	0	0	0	0	0	0	0	0	0	-1
	Team						0	0	0	0		0				
TOTALS			15	6-15	3-6	0-0	2	10	12	4	5	7	2	1	50	

Shooting By Period

Period	FG	FG%	3FG	3FG%	FT	FT%
1st Qtr	6-15	40%	3-6	50%	0-0	0%
2nd Qtr	6-16	38%	1-5	20%	7-7	100%
1st Half	6-15	40%	3-6	50%	0-0	0%
1st Half	12-31	39%	4-11	36%	7-7	100%
Game	30-60	50.0%	9-21	42.9%	11-11	100.0%

UT Martin 19

No.	Player	S	Pts	FG	3FG	FT	OR	DR	TR	PF	A	TO	Blk	Stl	Min	+/-
04	Robertson, Emanye		2	0-0	0-0	2-2	0	1	1	0	3	1	0	3	9	0
14	Hicks, Zaire		5	2-5	1-2	0-0	0	0	0	1	1	0	0	0	7	-3
15	Moore, Brittini		1	0-0	0-0	1-2	0	2	2	1	0	0	0	0	10	4
20	Perry, Chelsey		5	2-6	1-1	0-0	1	1	2	0	0	0	2	0	7	-3
21	Waldrop, Maddie		2	1-5	0-3	0-0	0	1	1	0	0	0	0	0	7	-3
00	Davis, Emma		0	0-0	0-0	0-0	0	0	0	0	0	0	0	0	0	0
02	Hudson, Sade'		0	0-0	0-0	0-0	0	0	0	2	0	0	0	0	1	4
11	Adams, Aundrea		2	1-1	0-0	0-0	0	0	0	0	1	0	0	0	3	7
22	Griffin, Damiah		2	1-2	0-0	0-0	0	2	2	0	1	0	0	0	3	7
31	Grant, Kyannah		0	0-0	0-0	0-0	0	0	0	0	0	0	0	0	3	7
	Team						1	0	1	0		0				
TOTALS			19	7-19	2-6	3-4	2	7	9	4	6	1	2	3	50	

Shooting By Period

Period	FG	FG%	3FG	3FG%	FT	FT%
1st Qtr	7-19	37%	2-6	33%	3-4	75%
2nd Qtr	6-16	38%	3-7	43%	2-5	40%
1st Half	7-19	37%	2-6	33%	3-4	75%
1st Half	13-35	37%	5-13	38%	5-9	56%
Game	29-69	42.0%	8-21	38.1%	10-15	66.7%

Game Notes:

Officials: **Doug Klenc, Adam Rider, Terri Tubbs**
Attendance: **1860**

Start Time: **2019-02-09 19:03:43**
End Time: **2019-02-09 20:50:54**
Game Duration: **107**
Conference Game:

Score	1st	2nd	3rd	4th	TOT
TTU	15	20	24	21	80
UTM	19	17	13	27	76

Points from (This Period)	TTU	UTM
In the Paint	6	6
Off Turns	3	7
2nd Chance	3	0
Fast Break	2	3
Bench	4	4

**Official Play-By-Play
Tennessee Tech vs UT Martin
First Quarter**

February 09, 2019 at Kathleen and Tom Elam Center - Martin, Tenn.

Period 1

Starters:

Tennessee Tech: 11 ALEXANDER,KENTORIA; 14 BUCKNER,ABBY; 15 WILKINSON,ANACIA; 20 BRADY,KESHA; 2 BROCK,JORDAN;
UT Martin: 4 ROBERTSON,EMANYE; 14 HICKS,ZAIRE; 15 MOORE,BRITTNI; 20 PERRY,CHELSEY; 21 WALDROP,MADDIE;

Time	VISITORS: Tennessee Tech	Score	Margin	HOME: UT Martin
09:53				TURNOVER (BADPASS) by ROBERTSON,EMANYE
09:53	STEAL by ALEXANDER,KENTORIA			
09:48	GOOD! 3PTR by BRADY,KESHA	0-3	V 3	
09:48	ASSIST by ALEXANDER,KENTORIA			
09:18		3-3	T	GOOD! 3PTR by HICKS,ZAIRE
09:18				ASSIST by ROBERTSON,EMANYE
08:59	MISSED LAYUP by BUCKNER,ABBY			
08:59				BLOCK by PERRY,CHELSEY
08:54				REBOUND (DEF) by WALDROP,MADDIE
08:48				MISSED JUMPER by HICKS,ZAIRE
08:44	REBOUND (DEF) by WILKINSON,ANACIA			
08:35	MISSED JUMPER by WILKINSON,ANACIA			
08:32				REBOUND (DEF) by MOORE,BRITTNI
08:27		6-3	H 3	GOOD! 3PTR by PERRY,CHELSEY
08:27				ASSIST by ROBERTSON,EMANYE
08:13	TURNOVER (BADPASS) by BROCK,JORDAN			
07:47				MISSED 3PTR by WALDROP,MADDIE
07:43	REBOUND (DEF) by WILKINSON,ANACIA			
07:37	MISSED LAYUP by BRADY,KESHA			
07:33				REBOUND (DEF) by PERRY,CHELSEY
07:28				MISSED 3PTR by HICKS,ZAIRE
07:23	REBOUND (DEF) by BRADY,KESHA			
07:14	TURNOVER (LOSTBALL) by WILKINSON,ANACIA			
06:57		8-3	H 5	GOOD! LAYUP by WALDROP,MADDIE
06:57				ASSIST by HICKS,ZAIRE
06:44	MISSED 3PTR by BROCK,JORDAN			
06:41				REBOUND (DEF) by MOORE,BRITTNI
06:28				MISSED JUMPER by PERRY,CHELSEY
06:28	BLOCK by ALEXANDER,KENTORIA			
06:20	REBOUND (DEF) by WILKINSON,ANACIA			
06:18	GOOD! LAYUP by BRADY,KESHA [FB]	8-5	H 3	
06:18	ASSIST by ALEXANDER,KENTORIA			
06:01				MISSED 3PTR by WALDROP,MADDIE
06:01	REBOUND (DEF) by BRADY,KESHA			
05:58				FOUL (PERSONAL) by HICKS,ZAIRE
05:51	TURNOVER (LOSTBALL) by BROCK,JORDAN			
05:51				STEAL by ROBERTSON,EMANYE
05:46	FOUL (PERSONAL) by ALEXANDER,KENTORIA			
05:33				MISSED JUMPER by PERRY,CHELSEY
05:31				REBOUND (OFF) by PERRY,CHELSEY
05:30				MISSED LAYUP by PERRY,CHELSEY
05:30	BLOCK by WILKINSON,ANACIA			
05:30				REBOUND (OFF) by TEAM
05:30	SUB OUT: WILKINSON,ANACIA			
05:30	SUB IN: COLEMAN,MACKENZIE			
05:06				MISSED JUMPER by PERRY,CHELSEY
05:02	REBOUND (DEF) by COLEMAN,MACKENZIE			
04:56	GOOD! LAYUP by COLEMAN,MACKENZIE	8-7	H 1	
04:56	ASSIST by BROCK,JORDAN			
04:42				MISSED 3PTR by WALDROP,MADDIE
04:39	REBOUND (DEF) by BRADY,KESHA			
04:34	TURNOVER (LOSTBALL) by BRADY,KESHA			
04:34				STEAL by ROBERTSON,EMANYE
04:21		10-7	H 3	GOOD! JUMPER by HICKS,ZAIRE [PNT]
04:07	GOOD! 3PTR by BRADY,KESHA	10-10	T	
04:07	ASSIST by BROCK,JORDAN			
03:48				MISSED JUMPER by HICKS,ZAIRE
03:44	REBOUND (DEF) by BUCKNER,ABBY			
03:36	GOOD! LAYUP by COLEMAN,MACKENZIE	10-12	V 2	
03:36	ASSIST by ALEXANDER,KENTORIA			
03:23		12-12	T	GOOD! JUMPER by PERRY,CHELSEY
03:23				ASSIST by ROBERTSON,EMANYE
03:11	MISSED JUMPER by BRADY,KESHA			
03:11				BLOCK by PERRY,CHELSEY
03:06	REBOUND (OFF) by COLEMAN,MACKENZIE			
03:04	GOOD! 3PTR by BRADY,KESHA	12-15	V 3	
02:46				MISSED JUMPER by WALDROP,MADDIE
02:43	REBOUND (DEF) by COLEMAN,MACKENZIE			
02:32				FOUL (PERSONAL) by MOORE,BRITTNI
02:32				SUB OUT: ROBERTSON,EMANYE
02:32				SUB IN: HUDSON,SADE'
02:32				SUB OUT: HICKS,ZAIRE
02:32				SUB IN: ADAMS,AUNDREA
02:32				SUB OUT: PERRY,CHELSEY
02:32				SUB IN: GRIFFIN,DAMIAH

Time	VISITORS: Tennessee Tech	Score	Margin	HOME: UT Martin
02:32				SUB OUT: WALDROP,MADDIE
02:32				SUB IN: GRANT,KYANNAH
02:32	SUB OUT: BRADY,KESHA			
02:32	SUB IN: WILKINSON,ANACIA			
02:30	FOUL (OFF) by BUCKNER,ABBY			
02:30	TURNOVER (OFFENSIVE) by BUCKNER,ABBY			
02:20				MISSED JUMPER by GRIFFIN,DAMIAH
02:17	REBOUND (DEF) by WILKINSON,ANACIA			
02:07	MISSED JUMPER by BROCK,JORDAN			
02:03				REBOUND (DEF) by GRIFFIN,DAMIAH
01:49		14-15	V 1	GOOD! JUMPER by ADAMS,AUNDREA
01:49				ASSIST by GRIFFIN,DAMIAH
01:40				FOUL (PERSONAL) by HUDSON,SADE'
01:40	SUB OUT: BROCK,JORDAN			
01:40	SUB IN: BRADY,KESHA			
01:32	TURNOVER (BADPASS) by COLEMAN,MACKENZIE			
01:23		16-15	H 1	GOOD! LAYUP by GRIFFIN,DAMIAH
01:23				ASSIST by ADAMS,AUNDREA
01:08				FOUL (PERSONAL) by HUDSON,SADE'
01:08				SUB OUT: HUDSON,SADE'
01:08				SUB IN: ROBERTSON,EMANYE
00:49	MISSED 3PTR by BRADY,KESHA			
00:46				REBOUND (DEF) by ROBERTSON,EMANYE
00:41	FOUL (PERSONAL) by WILKINSON,ANACIA			
00:41		17-15	H 2	GOOD! FT by ROBERTSON,EMANYE [FB]
00:41		18-15	H 3	GOOD! FT by ROBERTSON,EMANYE [FB]
00:34	TURNOVER (LOSTBALL) by ALEXANDER,KENTORIA			
00:34				STEAL by ROBERTSON,EMANYE
00:28	FOUL (PERSONAL) by WILKINSON,ANACIA			
00:28				MISSED FT by MOORE,BRITTONI
00:28				REBOUND (OFF) by TEAM
00:28	SUB OUT: WILKINSON,ANACIA			
00:28	SUB IN: CANTRELL,LACY			
00:28		19-15	H 4	GOOD! FT by MOORE,BRITTONI [FB]
00:14	MISSED JUMPER by BUCKNER,ABBY			
00:12	REBOUND (OFF) by BRADY,KESHA			
00:10	MISSED 3PTR by ALEXANDER,KENTORIA			
00:06				REBOUND (DEF) by GRIFFIN,DAMIAH

Tennessee Tech 15, UT Martin 19

Points from (This Period)	TTU	UTM
In the Paint	6	6
Off Turns	3	7
2nd Chance	3	0
Fast Break	2	3
Bench	4	4

Official Box Score
Tennessee Tech vs UT Martin
Second Quarter Statistics Only
February 09, 2019 at Kathleen and Tom Elam Center - Martin, Tenn.

Tennessee Tech 20

No.	Player	S	Pts	FG	3FG	FT	OR	DR	TR	PF	A	TO	Blk	Stl	Min	+/-
02	Brock, Jordan		4	2-4	0-0	0-0	0	0	0	0	0	1	0	0	9	6
11	Alexander, Kentoria		2	1-1	0-0	0-0	0	1	1	0	1	3	0	0	8	6
14	Buckner, Abby		0	0-2	0-2	0-0	0	1	1	1	0	0	0	0	4	-4
15	Wilkinson, Anacia		0	0-0	0-0	0-0	0	0	0	0	0	0	0	0	0	0
20	Brady, Kesha		4	0-2	0-1	4-4	1	2	3	1	1	0	0	1	10	3
10	Lamb, Taylor		0	0-1	0-0	0-0	0	0	0	0	0	0	0	0	3	-8
33	Coleman, Mackenzie		3	1-3	1-2	0-0	2	3	5	0	0	0	3	0	8	1
44	Cantrell, Lacy		7	2-3	0-0	3-3	1	1	2	3	0	1	0	0	7	11
	Team						0	1	1	0		0				
TOTALS			20	6-16	1-5	7-7	4	9	13	5	2	5	3	1	50	

Shooting By Period

Period	FG	FG%	3FG	3FG%	FT	FT%
3rd Qtr	9-17	53%	3-6	50%	3-3	100%
4th Qtr	9-12	75%	2-4	50%	1-1	100%
2nd Half	6-16	38%	1-5	20%	7-7	100%
2nd Half	18-29	62%	5-10	50%	4-4	100%
Game	30-60	50.0%	9-21	42.9%	11-11	100.0%

UT Martin 17

No.	Player	S	Pts	FG	3FG	FT	OR	DR	TR	PF	A	TO	Blk	Stl	Min	+/-
04	Robertson, Emanye		0	0-3	0-0	0-0	1	1	2	0	4	1	0	0	10	-3
14	Hicks, Zaire		0	0-1	0-1	0-0	0	0	0	1	0	0	0	0	10	-3
15	Moore, Brittini		6	2-3	2-3	0-0	0	0	0	2	1	0	0	0	6	-4
20	Perry, Chelsey		3	1-4	1-2	0-0	1	1	2	0	1	0	0	0	8	2
21	Waldrop, Maddie		6	2-2	0-0	2-5	0	2	2	2	0	1	1	0	6	6
00	Davis, Emma		0	0-0	0-0	0-0	0	2	2	0	0	0	0	1	3	3
02	Hudson, Sade'		0	0-0	0-0	0-0	0	0	0	0	0	0	0	0	0	0
11	Adams, Aundrea		0	0-1	0-0	0-0	0	0	0	0	0	1	0	0	2	-3
22	Griffin, Damiah		2	1-2	0-1	0-0	0	0	0	2	0	0	0	1	4	-11
31	Grant, Kyannah		0	0-0	0-0	0-0	0	0	0	0	0	0	0	0	1	-2
	Team						0	0	0	0		0				
TOTALS			17	6-16	3-7	2-5	2	6	8	7	6	3	1	2	50	

Shooting By Period

Period	FG	FG%	3FG	3FG%	FT	FT%
3rd Qtr	6-15	40%	0-4	00%	1-2	50%
4th Qtr	10-19	53%	3-4	75%	4-4	100%
2nd Half	6-16	38%	3-7	43%	2-5	40%
2nd Half	16-34	47%	3-8	38%	5-6	83%
Game	29-69	42.0%	8-21	38.1%	10-15	66.7%

Game Notes:

Officials: **Doug Klenc, Adam Rider, Terri Tubbs**
Attendance: **1860**

Start Time: **2019-02-09 19:03:43**
End Time: **2019-02-09 20:50:54**
Game Duration: **107**
Conference Game:

Score	1st	2nd	3rd	4th	TOT
TTU	15	20	24	21	80
UTM	19	17	13	27	76

Points from (This Period)	TTU	UTM
In the Paint	8	4
Off Turns	4	0
2nd Chance	2	1
Fast Break	6	2
Bench	10	2

Official Play-By-Play
Tennessee Tech vs UT Martin
Second Quarter
February 09, 2019 at Kathleen and Tom Elam Center - Martin, Tenn.

Period 2

Starters:

Tennessee Tech: 11 ALEXANDER,KENTORIA; 14 BUCKNER,ABBY; 15 WILKINSON,ANACIA; 20 BRADY,KESHA; 2 BROCK,JORDAN;
UT Martin: 4 ROBERTSON,EMANYE; 14 HICKS,ZAIRE; 15 MOORE,BRITTNI; 20 PERRY,CHELSEY; 21 WALDROP,MADDIE;

Time	VISITORS: Tennessee Tech	Score	Margin	HOME: UT Martin
09:50	TURNOVER (BADPASS) by BROCK,JORDAN			
09:37				TURNOVER (LOSTBALL) by ADAMS,AUNDREA
09:14	GOOD! LAYUP by ALEXANDER,KENTORIA	19-17	H 2	
09:05				MISSED 3PTR by HICKS,ZAIRE
09:00	REBOUND (DEF) by TEAM			
09:00				SUB OUT: GRANT,KYANNAH
09:00				SUB IN: MOORE,BRITTNI
08:52	GOOD! JUMPER by BROCK,JORDAN [FB]	19-19	T	
08:41				MISSED JUMPER by ADAMS,AUNDREA
08:41	BLOCK by COLEMAN,MACKENZIE			
08:38	REBOUND (DEF) by COLEMAN,MACKENZIE			
08:32	GOOD! 3PTR by COLEMAN,MACKENZIE	19-22	V 3	
08:32	ASSIST by ALEXANDER,KENTORIA			
08:18		21-22	V 1	GOOD! JUMPER by GRIFFIN,DAMIAH
08:18				ASSIST by MOORE,BRITTNI
08:06				FOUL (PERSONAL) by GRIFFIN,DAMIAH
08:06				SUB OUT: ADAMS,AUNDREA
08:06				SUB IN: PERRY,CHELSEY
08:00	MISSED 3PTR by COLEMAN,MACKENZIE			
07:56	REBOUND (OFF) by CANTRELL,LACY			
07:55	GOOD! LAYUP by CANTRELL,LACY	21-24	V 3	
07:44				MISSED LAYUP by PERRY,CHELSEY
07:41	REBOUND (DEF) by COLEMAN,MACKENZIE			
07:27	MISSED JUMPER by BROCK,JORDAN			
07:25				REBOUND (DEF) by ROBERTSON,EMANYE
07:22				MISSED LAYUP by ROBERTSON,EMANYE
07:19	REBOUND (DEF) by BRADY,KESHA			
07:14	GOOD! LAYUP by BROCK,JORDAN [FB]	21-26	V 5	
07:14	ASSIST by BRADY,KESHA			
07:01				MISSED 3PTR by GRIFFIN,DAMIAH
06:58	REBOUND (DEF) by ALEXANDER,KENTORIA			
06:52	TURNOVER (BADPASS) by ALEXANDER,KENTORIA			
06:52				STEAL by GRIFFIN,DAMIAH
06:43				MISSED 3PTR by MOORE,BRITTNI
06:40	REBOUND (DEF) by CANTRELL,LACY			
06:27	GOOD! LAYUP by CANTRELL,LACY	21-28	V 7	
06:27				FOUL (PERSONAL) by GRIFFIN,DAMIAH
06:27				SUB OUT: GRIFFIN,DAMIAH
06:27				SUB IN: WALDROP,MADDIE
06:27	SUB OUT: ALEXANDER,KENTORIA			
06:27	SUB IN: BUCKNER,ABBY			
06:27	GOOD! FT by CANTRELL,LACY	21-29	V 8	
06:15		24-29	V 5	GOOD! 3PTR by MOORE,BRITTNI
06:15				ASSIST by ROBERTSON,EMANYE
05:57				FOUL (PERSONAL) by MOORE,BRITTNI
05:57	GOOD! FT by CANTRELL,LACY	24-30	V 6	
05:57	GOOD! FT by CANTRELL,LACY	24-31	V 7	
05:57	SUB OUT: CANTRELL,LACY			
05:57	SUB IN: LAMB,TAYLOR			
05:40		27-31	V 4	GOOD! 3PTR by MOORE,BRITTNI
05:40				ASSIST by ROBERTSON,EMANYE
05:17	MISSED JUMPER by COLEMAN,MACKENZIE			
05:13	REBOUND (OFF) by BRADY,KESHA			
05:09	MISSED JUMPER by BROCK,JORDAN			
05:06				REBOUND (DEF) by WALDROP,MADDIE
04:56				MISSED LAYUP by ROBERTSON,EMANYE
04:56	BLOCK by COLEMAN,MACKENZIE			
04:53				REBOUND (OFF) by ROBERTSON,EMANYE
04:53	FOUL (PERSONAL) by BRADY,KESHA			
04:53				
04:53	SUB OUT: BROCK,JORDAN			
04:53	SUB IN: ALEXANDER,KENTORIA			
04:53				MISSED FT by WALDROP,MADDIE
04:53				REBOUND (OFF) by TEAM
04:53		28-31	V 3	GOOD! FT by WALDROP,MADDIE
04:37	MISSED 3PTR by BUCKNER,ABBY			
04:34				REBOUND (DEF) by PERRY,CHELSEY
04:27		30-31	V 1	GOOD! LAYUP by WALDROP,MADDIE [FB]
04:27				ASSIST by ROBERTSON,EMANYE
03:59	MISSED 3PTR by BUCKNER,ABBY			
03:55	REBOUND (OFF) by COLEMAN,MACKENZIE			
03:43	MISSED LAYUP by LAMB,TAYLOR			
03:42	REBOUND (OFF) by COLEMAN,MACKENZIE			
03:41				FOUL (PERSONAL) by HICKS,ZAIRE
03:41	SUB OUT: LAMB,TAYLOR			
03:41	SUB IN: BROCK,JORDAN			

Time	VISITORS: Tennessee Tech	Score	Margin	HOME: UT Martin
03:41	SUB OUT: COLEMAN,MACKENZIE			
03:41	SUB IN: CANTRELL,LACY			
03:32	TURNOVER (BADPASS) by ALEXANDER,KENTORIA			
03:21				MISSED 3PTR by PERRY,CHELSEY
03:19	REBOUND (DEF) by BUCKNER,ABBY			
03:08	MISSED 3PTR by BRADY,KESHA			
03:05				REBOUND (DEF) by WALDROP,MADDIE
03:01				TURNOVER (BADPASS) by ROBERTSON,EMANYE
03:01	STEAL by BRADY,KESHA			
02:57				FOUL (PERSONAL) by MOORE,BRITTNI
02:57	GOOD! FT by BRADY,KESHA [FB]	30-32	V 2	
02:57				SUB OUT: MOORE,BRITTNI
02:57				SUB IN: DAVIS,EMMA
02:57	GOOD! FT by BRADY,KESHA [FB]	30-33	V 3	
02:35				FOUL (OFF) by WALDROP,MADDIE
02:35				TURNOVER (OFFENSIVE) by WALDROP,MADDIE
02:22	TURNOVER (LOSTBALL) by CANTRELL,LACY			
02:22				STEAL by DAVIS,EMMA
02:05	FOUL (PERSONAL) by BUCKNER,ABBY			
02:05				MISSED FT by WALDROP,MADDIE
02:05				REBOUND (OFF) by TEAM
02:05	SUB OUT: BUCKNER,ABBY			
02:05	SUB IN: COLEMAN,MACKENZIE			
02:05				MISSED FT by WALDROP,MADDIE
02:05	REBOUND (DEF) by COLEMAN,MACKENZIE			
01:42	MISSED JUMPER by CANTRELL,LACY			
01:39				REBOUND (DEF) by DAVIS,EMMA
01:17	FOUL (PERSONAL) by CANTRELL,LACY			
01:15	FOUL (PERSONAL) by CANTRELL,LACY			
01:12		32-33	V 1	GOOD! LAYUP by WALDROP,MADDIE
01:12				ASSIST by PERRY,CHELSEY
01:12	FOUL (PERSONAL) by CANTRELL,LACY			
01:12	SUB OUT: CANTRELL,LACY			
01:12	SUB IN: LAMB,TAYLOR			
01:12		33-33	T	GOOD! FT by WALDROP,MADDIE
00:47	MISSED JUMPER by BRADY,KESHA			
00:47				BLOCK by WALDROP,MADDIE
00:43				REBOUND (DEF) by DAVIS,EMMA
00:38				MISSED JUMPER by ROBERTSON,EMANYE
00:38	BLOCK by COLEMAN,MACKENZIE			
00:35				REBOUND (OFF) by PERRY,CHELSEY
00:35				MISSED JUMPER by PERRY,CHELSEY
00:35	REBOUND (DEF) by BRADY,KESHA			
00:35				FOUL (PERSONAL) by WALDROP,MADDIE
00:35	GOOD! FT by BRADY,KESHA	33-34	V 1	
00:35				SUB OUT: WALDROP,MADDIE
00:35				SUB IN: ADAMS,AUNDREA
00:35	GOOD! FT by BRADY,KESHA	33-35	V 2	
00:11		36-35	H 1	GOOD! 3PTR by PERRY,CHELSEY
00:11				ASSIST by ROBERTSON,EMANYE
00:04	TURNOVER (DRIBBLING) by ALEXANDER,KENTORIA			

Tennessee Tech 35, UT Martin 36

Points from (This Period)	TTU	UTM
In the Paint	8	4
Off Turns	4	0
2nd Chance	2	1
Fast Break	6	2
Bench	10	2

Official Box Score
Tennessee Tech vs UT Martin
Second Half Statistics Only
February 09, 2019 at Kathleen and Tom Elam Center - Martin, Tenn.

Tennessee Tech 45

No.	Player	S	Pts	FG	3FG	FT	OR	DR	TR	PF	A	TO	Blk	Stl	Min	+/-
10	Lamb, Taylor		0	0-0	0-0	0-0	0	0	0	0	0	0	0	0	0	0
11	Alexander, Kentoria		13	5-8	1-1	2-2	3	4	7	0	3	1	0	0	20	5
14	Buckner, Abby		3	1-1	1-1	0-0	1	1	2	3	5	0	0	0	15	14
15	Wilkinson, Anacia		2	1-2	0-0	0-0	0	1	1	0	1	1	0	1	5	-6
20	Brady, Kesha		8	3-7	0-2	2-2	1	1	2	0	2	4	0	2	20	5
33	Coleman, Mackenzie		19	8-8	3-3	0-0	0	2	2	1	0	2	2	0	17	7
44	Cantrell, Lacy		0	0-0	0-0	0-0	0	0	0	1	0	0	0	0	4	-5
02	Brock, Jordan		0	0-3	0-3	0-0	0	3	3	2	1	2	0	0	20	5
	Team		0	0-0	0-0	0-0	0	0	0	0	0	0	0	0	0	0
TOTALS			45	18-29	5-10	4-4	5	12	17	7	12	10	2	3	100	

Shooting By Period

Period	FG	FG%	3FG	3FG%	FT	FT%
3rd Qtr	9-17	53%	3-6	50%	3-3	100%
4th Qtr	9-12	75%	2-4	50%	1-1	100%
2nd Half	18-29	62%	5-10	50%	4-4	100%
Game	30-60	50.0%	9-21	42.9%	11-11	100.0%

Last FG Half: TTU 4th-00:28

UT Martin 40

No.	Player	S	Pts	FG	3FG	FT	OR	DR	TR	PF	A	TO	Blk	Stl	Min	+/-
00	Davis, Emma		0	0-0	0-0	0-0	0	0	0	0	0	0	0	0	0	0
02	Hudson, Sade'		0	0-0	0-0	0-0	0	0	0	1	0	1	1	0	3	-8
04	Robertson, Emanye		8	4-8	0-0	0-0	1	2	3	2	6	2	0	1	20	-5
11	Adams, Aundrea		0	0-0	0-0	0-0	0	0	0	0	0	0	0	0	1	-2
14	Hicks, Zaire		2	1-5	0-1	0-1	0	1	1	2	2	0	0	2	17	3
15	Moore, Brittni		2	1-5	0-4	0-0	0	2	2	0	0	2	0	0	20	-5
20	Perry, Chelsey		20	7-9	3-3	3-3	0	1	1	0	0	0	1	0	17	4
21	Waldrop, Maddie		8	3-7	0-0	2-2	5	0	5	0	1	0	1	0	15	-2
22	Griffin, Damiah		0	0-0	0-0	0-0	0	0	0	2	0	0	0	0	7	-10
31	Grant, Kyannah		0	0-0	0-0	0-0	0	0	0	0	0	0	0	0	0	0
	Team		0	0-0	0-0	0-0	1	0	1	0	0	0	0	0	0	0
TOTALS			40	16-34	3-8	5-6	7	6	13	7	9	5	3	3	100	

Shooting By Period

Period	FG	FG%	3FG	3FG%	FT	FT%
3rd Qtr	6-15	40%	0-4	00%	1-2	50%
4th Qtr	10-19	53%	3-4	75%	4-4	100%
2nd Half	16-34	47%	3-8	38%	5-6	83%
Game	29-69	42.0%	8-21	38.1%	10-15	66.7%

Last FG Half: UTM 4th-00:21

Game Notes:

Officials: **Doug Klenc, Adam Rider, Terri Tubbs**
Attendance: **1860**

Start Time: **2019-02-09 19:03:43**
End Time: **2019-02-09 20:50:54**
Game Duration: **107**
Conference Game;

Score	1st	2nd	3rd	4th	TOT
TTU	15	20	24	21	80
UTM	19	17	13	27	76

Points from (This Period)	TTU	UTM
In the Paint	26	22
Off Turns	4	13
2nd Chance	5	8
Fast Break	0	2
Bench	19	0

Official Box Score
Tennessee Tech vs UT Martin
Third Quarter Statistics Only
February 09, 2019 at Kathleen and Tom Elam Center - Martin, Tenn.

Tennessee Tech 45

No.	Player	S	Pts	FG	3FG	FT	OR	DR	TR	PF	A	TO	Blk	Stl	Min	+/-
02	Brock, Jordan		0	0-1	0-1	0-0	0	2	2	2	1	1	0	0	10	11
11	Alexander, Kentoria		3	1-4	0-0	1-1	2	3	5	0	1	0	0	0	10	11
14	Buckner, Abby		3	1-1	1-1	0-0	1	1	2	0	3	0	0	0	10	11
15	Wilkinson, Anacia		2	1-2	0-0	0-0	0	0	0	0	0	1	0	1	2	-2
20	Brady, Kesha		4	1-4	0-2	2-2	1	1	2	0	2	1	0	1	10	11
10	Lamb, Taylor		0	0-0	0-0	0-0	0	0	0	0	0	0	0	0	0	0
33	Coleman, Mackenzie		12	5-5	2-2	0-0	0	0	0	1	0	0	1	0	8	13
44	Cantrell, Lacy		0	0-0	0-0	0-0	0	0	0	0	0	0	0	0	0	0
	Team						0	0	0	0		0				
TOTALS			24	9-17	3-6	3-3	4	7	11	3	7	3	1	2	50	

Shooting By Period

Period	FG	FG%	3FG	3FG%	FT	FT%
2nd Half	0-0	0%	0-0	0%	0-0	0%
Game	30-60	50.0%	9-21	42.9%	11-11	100.0%

UT Martin 40

No.	Player	S	Pts	FG	3FG	FT	OR	DR	TR	PF	A	TO	Blk	Stl	Min	+/-
04	Robertson, Emanyne		0	0-0	0-0	0-0	0	1	1	2	2	2	0	0	10	-11
14	Hicks, Zaire		2	1-3	0-1	0-1	0	1	1	0	1	0	0	1	7	-3
15	Moore, Brittni		2	1-4	0-3	0-0	0	2	2	0	0	1	0	0	10	-11
20	Perry, Chelsey		7	3-4	0-0	1-1	0	0	0	0	0	0	1	0	7	-2
21	Waldrop, Maddie		2	1-4	0-0	0-0	2	0	2	0	0	0	1	0	10	-11
00	Davis, Emma		0	0-0	0-0	0-0	0	0	0	0	0	0	0	0	0	0
02	Hudson, Sade'		0	0-0	0-0	0-0	0	0	0	1	0	1	1	0	3	-8
11	Adams, Aundrea		0	0-0	0-0	0-0	0	0	0	0	0	0	0	0	0	0
22	Griffin, Damiah		0	0-0	0-0	0-0	0	0	0	1	0	0	0	0	3	-9
31	Grant, Kyannah		0	0-0	0-0	0-0	0	0	0	0	0	0	0	0	0	0
	Team						1	0	1	0		0				
TOTALS			13	6-15	0-4	1-2	3	4	7	4	3	4	3	1	50	

Shooting By Period

Period	FG	FG%	3FG	3FG%	FT	FT%
2nd Half	0-0	0%	0-0	0%	0-0	0%
Game	29-69	42.0%	8-21	38.1%	10-15	66.7%

Game Notes:

Officials: Doug Klenc, Adam Rider, Terri Tubbs
Attendance: 1860

Start Time: 2019-02-09 19:03:43
End Time: 2019-02-09 20:50:54
Game Duration: 107
Conference Game:

Score	1st	2nd	3rd	4th	TOT
TTU	15	20	24	21	80
UTM	19	17	13	27	76

Points from (This Period)	TTU	UTM
In the Paint	12	10
Off Turns	4	6
2nd Chance	3	2
Fast Break	0	2
Bench	12	0

**Official Play-By-Play
Tennessee Tech vs UT Martin
Third Quarter**

February 09, 2019 at Kathleen and Tom Elam Center - Martin, Tenn.

Period 3

Starters:

Tennessee Tech: 11 ALEXANDER,KENTORIA; 14 BUCKNER,ABBY; 15 WILKINSON,ANACIA; 20 BRADY,KESHA; 2 BROCK,JORDAN;
UT Martin: 4 ROBERTSON,EMANYE; 14 HICKS,ZAIRE; 15 MOORE,BRITTNI; 20 PERRY,CHELSEY; 21 WALDROP,MADDIE;

Time	VISITORS: Tennessee Tech	Score	Margin	HOME: UT Martin
09:50	GOOD! JUMPER by WILKINSON,ANACIA	36-37	V 1	
09:50	ASSIST by BRADY,KESHA			
09:36				MISSED 3PTR by MOORE,BRITTNI
09:33	REBOUND (DEF) by BRADY,KESHA			
09:15	MISSED 3PTR by BRADY,KESHA			
09:08	REBOUND (OFF) by BUCKNER,ABBY			
08:45	MISSED JUMPER by WILKINSON,ANACIA			
08:45				BLOCK by PERRY,CHELSEY
08:40	REBOUND (OFF) by BRADY,KESHA			
08:39	MISSED LAYUP by BRADY,KESHA			
08:37				REBOUND (DEF) by MOORE,BRITTNI
08:37				TURNOVER (LOSTBALL) by MOORE,BRITTNI
08:37	STEAL by WILKINSON,ANACIA			
08:37	TURNOVER (TRAVEL) by BRADY,KESHA			
08:25	FOUL (PERSONAL) by BROCK,JORDAN			
08:20		38-37	H 1	GOOD! JUMPER by PERRY,CHELSEY [PNT]
08:20				ASSIST by ROBERTSON,EMANYE
08:02	TURNOVER (BADPASS) by WILKINSON,ANACIA			
08:02				STEAL by HICKS,ZAIRE
07:57		40-37	H 3	GOOD! LAYUP by HICKS,ZAIRE [FB]
07:57	FOUL (PERSONAL) by BROCK,JORDAN			
07:57	SUB OUT: WILKINSON,ANACIA			
07:57	SUB IN: COLEMAN,MACKENZIE			
07:57				MISSED FT by HICKS,ZAIRE
07:57	REBOUND (DEF) by BROCK,JORDAN			
07:43	TURNOVER (BADPASS) by BROCK,JORDAN			
07:24		42-37	H 5	GOOD! LAYUP by MOORE,BRITTNI
07:24				ASSIST by HICKS,ZAIRE
07:16	TIMEOUT 30SEC			
07:06	GOOD! 3PTR by BUCKNER,ABBY	42-40	H 2	
07:06	ASSIST by BRADY,KESHA			
06:35				MISSED JUMPER by HICKS,ZAIRE
06:32				REBOUND (OFF) by WALDROP,MADDIE
06:30		44-40	H 4	GOOD! JUMPER by WALDROP,MADDIE
05:58	GOOD! JUMPER by COLEMAN,MACKENZIE	44-42	H 2	
05:58	ASSIST by ALEXANDER,KENTORIA			
05:28		46-42	H 4	GOOD! LAYUP by PERRY,CHELSEY
05:28				ASSIST by ROBERTSON,EMANYE
05:15	MISSED LAYUP by ALEXANDER,KENTORIA			
05:12				REBOUND (DEF) by HICKS,ZAIRE
05:09				MISSED 3PTR by MOORE,BRITTNI
05:06				REBOUND (OFF) by WALDROP,MADDIE
05:04				MISSED LAYUP by WALDROP,MADDIE
05:04				REBOUND (OFF) by TEAM
04:53				MISSED 3PTR by HICKS,ZAIRE
04:50	REBOUND (DEF) by ALEXANDER,KENTORIA			
04:35	GOOD! LAYUP by COLEMAN,MACKENZIE	46-44	H 2	
04:35	ASSIST by BUCKNER,ABBY			
04:10		48-44	H 4	GOOD! LAYUP by PERRY,CHELSEY
04:10	FOUL (PERSONAL) by COLEMAN,MACKENZIE			
04:10				SUB OUT: HICKS,ZAIRE
04:10				SUB IN: HUDSON,SADE'
04:10		49-44	H 5	GOOD! FT by PERRY,CHELSEY
04:10				SUB OUT: PERRY,CHELSEY
04:10				SUB IN: GRIFFIN,DAMIAH
04:00	MISSED JUMPER by ALEXANDER,KENTORIA			
03:57	REBOUND (OFF) by ALEXANDER,KENTORIA			
03:56	MISSED LAYUP by ALEXANDER,KENTORIA			
03:56				BLOCK by HUDSON,SADE'
03:51				REBOUND (DEF) by ROBERTSON,EMANYE
03:49				TURNOVER (LOSTBALL) by ROBERTSON,EMANYE
03:49	STEAL by BRADY,KESHA			
03:36				FOUL (PERSONAL) by ROBERTSON,EMANYE
03:36	GOOD! FT by BRADY,KESHA	49-45	H 4	
03:36	GOOD! FT by BRADY,KESHA	49-46	H 3	
03:15				MISSED 3PTR by MOORE,BRITTNI
03:11	REBOUND (DEF) by BROCK,JORDAN			
03:06	MISSED 3PTR by BRADY,KESHA			
03:02	REBOUND (OFF) by ALEXANDER,KENTORIA			
02:50	GOOD! 3PTR by COLEMAN,MACKENZIE	49-49	T	
02:50	ASSIST by BUCKNER,ABBY			
02:28				FOUL (OFF) by HUDSON,SADE'
02:28				TURNOVER (OFFENSIVE) by HUDSON,SADE'
02:11	GOOD! LAYUP by COLEMAN,MACKENZIE	49-51	V 2	
02:11	ASSIST by BUCKNER,ABBY			

Time	VISITORS: Tennessee Tech	Score	Margin	HOME: UT Martin
01:46				MISSED JUMPER by WALDROP,MADDIE
01:46	BLOCK by COLEMAN,MACKENZIE			
01:42	REBOUND (DEF) by BUCKNER,ABBY			
01:35	GOOD! LAYUP by ALEXANDER,KENTORIA	49-53	V 4	
01:35				FOUL (PERSONAL) by GRIFFIN,DAMIAH
01:35				SUB OUT: HUDSON,SADE'
01:35				SUB IN: HICKS,ZAIRE
01:35				SUB OUT: GRIFFIN,DAMIAH
01:35				SUB IN: PERRY,CHELSEY
01:35	GOOD! FT by ALEXANDER,KENTORIA	49-54	V 5	
01:25	GOOD! LAYUP by BRADY,KESHA	49-56	V 7	
01:10				MISSED JUMPER by WALDROP,MADDIE
01:07	REBOUND (DEF) by ALEXANDER,KENTORIA			
00:55				MISSED JUMPER by PERRY,CHELSEY
00:53	REBOUND (DEF) by ALEXANDER,KENTORIA			
00:30	GOOD! 3PTR by COLEMAN,MACKENZIE	49-59	V 10	
00:30	ASSIST by BROCK,JORDAN			
00:06				FOUL (OFF) by ROBERTSON,EMANYE
00:06				TURNOVER (OFFENSIVE) by ROBERTSON,EMANYE
00:01	MISSED 3PTR by BROCK,JORDAN			
00:01				BLOCK by WALDROP,MADDIE
00:01				REBOUND (DEF) by MOORE,BRITTNI

Tennessee Tech 59, UT Martin 49

Points from (This Period)	TTU	UTM
In the Paint	12	10
Off Turns	4	6
2nd Chance	3	2
Fast Break	0	2
Bench	12	0

Official Box Score
Tennessee Tech vs UT Martin
Fourth Quarter Statistics Only
February 09, 2019 at Kathleen and Tom Elam Center - Martin, Tenn.

Tennessee Tech 21

No.	Player	S	Pts	FG	3FG	FT	OR	DR	TR	PF	A	TO	Blk	Stl	Min	+/-
02	Brock, Jordan		0	0-2	0-2	0-0	0	1	1	0	0	1	0	0	10	-6
11	Alexander, Kentoria		10	4-4	1-1	1-1	1	1	2	0	2	1	0	0	10	-6
14	Buckner, Abby		0	0-0	0-0	0-0	0	0	0	3	2	0	0	0	5	3
15	Wilkinson, Anacia		0	0-0	0-0	0-0	0	1	1	0	1	0	0	0	3	-4
20	Brady, Kesha		4	2-3	0-0	0-0	0	0	0	0	0	3	0	1	10	-6
10	Lamb, Taylor		0	0-0	0-0	0-0	0	0	0	0	0	0	0	0	0	0
33	Coleman, Mackenzie		7	3-3	1-1	0-0	0	2	2	0	0	2	1	0	9	-6
44	Cantrell, Lacy		0	0-0	0-0	0-0	0	0	0	1	0	0	0	0	4	-5
	Team						0	0	0	0		0				
TOTALS			21	9-12	2-4	1-1	1	5	6	4	5	7	1	1	50	

Shooting By Period

Period	FG	FG%	3FG	3FG%	FT	FT%
Game	30-60	50.0%	9-21	42.9%	11-11	100.0%

UT Martin 27

No.	Player	S	Pts	FG	3FG	FT	OR	DR	TR	PF	A	TO	Blk	Stl	Min	+/-
04	Robertson, Emanye		8	4-8	0-0	0-0	1	1	2	0	4	0	0	1	10	6
14	Hicks, Zaire		0	0-2	0-0	0-0	0	0	0	2	1	0	0	1	10	6
15	Moore, Brittni		0	0-1	0-1	0-0	0	0	0	0	0	1	0	0	10	6
20	Perry, Chelsey		13	4-5	3-3	2-2	0	1	1	0	0	0	0	0	10	6
21	Waldrop, Maddie		6	2-3	0-0	2-2	3	0	3	0	1	0	0	0	5	9
00	Davis, Emma		0	0-0	0-0	0-0	0	0	0	0	0	0	0	0	0	0
02	Hudson, Sade'		0	0-0	0-0	0-0	0	0	0	0	0	0	0	0	0	0
11	Adams, Aundrea		0	0-0	0-0	0-0	0	0	0	0	0	0	0	0	1	-2
22	Griffin, Damiah		0	0-0	0-0	0-0	0	0	0	1	0	0	0	0	4	-1
31	Grant, Kyannah		0	0-0	0-0	0-0	0	0	0	0	0	0	0	0	0	0
	Team						0	0	0	0		0				
TOTALS			27	10-19	3-4	4-4	4	2	6	3	6	1	0	2	50	

Shooting By Period

Period	FG	FG%	3FG	3FG%	FT	FT%
Game	29-69	42.0%	8-21	38.1%	10-15	66.7%

Game Notes:

Officials: **Doug Klenc, Adam Rider, Terri Tubbs**
Attendance: **1860**

Start Time: **2019-02-09 19:03:43**
End Time: **2019-02-09 20:50:54**
Game Duration: **107**
Conference Game;

Score	1st	2nd	3rd	4th	TOT
TTU	15	20	24	21	80
UTM	19	17	13	27	76

Points from (This Period)	TTU	UTM
In the Paint	14	12
Off Turns	0	7
2nd Chance	2	6
Fast Break	0	0
Bench	7	0

Official Play-By-Play
Tennessee Tech vs UT Martin
Fourth Quarter
February 09, 2019 at Kathleen and Tom Elam Center - Martin, Tenn.

Period 4

Starters:

Tennessee Tech: 11 ALEXANDER,KENTORIA; 14 BUCKNER,ABBY; 15 WILKINSON,ANACIA; 20 BRADY,KESHA; 2 BROCK,JORDAN;
UT Martin: 4 ROBERTSON,EMANYE; 14 HICKS,ZAIRE; 15 MOORE,BRITTNI; 20 PERRY,CHELSEY; 21 WALDROP,MADDIE;

Time	VISITORS: Tennessee Tech	Score	Margin	HOME: UT Martin
09:41				MISSED JUMPER by PERRY,CHELSEY
09:39				REBOUND (OFF) by WALDROP,MADDIE
09:37	FOUL (PERSONAL) by BUCKNER,ABBY			
09:24		51-59	V 8	GOOD! JUMPER by WALDROP,MADDIE
09:24				ASSIST by ROBERTSON,EMANYE
09:02	GOOD! LAYUP by ALEXANDER,KENTORIA	51-61	V 10	
09:02	ASSIST by WILKINSON,ANACIA			
09:02				FOUL (PERSONAL) by HICKS,ZAIRE
09:02	SUB OUT: WILKINSON,ANACIA			
09:02	SUB IN: COLEMAN,MACKENZIE			
09:02	GOOD! FT by ALEXANDER,KENTORIA	51-62	V 11	
08:39		53-62	V 9	GOOD! JUMPER by PERRY,CHELSEY [PNT]
08:39				ASSIST by WALDROP,MADDIE
08:22	MISSED 3PTR by BROCK,JORDAN			
08:19				REBOUND (DEF) by ROBERTSON,EMANYE
07:54				MISSED JUMPER by WALDROP,MADDIE
07:52	FOUL (PERSONAL) by BUCKNER,ABBY			
07:52		54-62	V 8	GOOD! FT by WALDROP,MADDIE
07:52	SUB OUT: BUCKNER,ABBY			
07:52	SUB IN: CANTRELL,LACY			
07:52		55-62	V 7	GOOD! FT by WALDROP,MADDIE
07:51				REBOUND (OFF) by WALDROP,MADDIE
07:37	GOOD! LAYUP by ALEXANDER,KENTORIA	55-64	V 9	
07:14				MISSED JUMPER by ROBERTSON,EMANYE
07:12	REBOUND (DEF) by BROCK,JORDAN			
07:09	TURNOVER (LOSTBALL) by BRADY,KESHA			
06:48				TURNOVER (LOSTBALL) by MOORE,BRITTNI
06:48	STEAL by BRADY,KESHA			
06:42	MISSED LAYUP by BRADY,KESHA			
06:39				REBOUND (DEF) by PERRY,CHELSEY
06:31		57-64	V 7	GOOD! LAYUP by WALDROP,MADDIE
06:31				ASSIST by ROBERTSON,EMANYE
06:18	TURNOVER (BADPASS) by BRADY,KESHA			
06:18				STEAL by HICKS,ZAIRE
06:17				MISSED JUMPER by HICKS,ZAIRE
06:13				MISSED JUMPER by ROBERTSON,EMANYE
06:13	BLOCK by COLEMAN,MACKENZIE			
06:11				REBOUND (OFF) by ROBERTSON,EMANYE
06:11	REBOUND (DEF) by ALEXANDER,KENTORIA			
05:58	TURNOVER (LOSTBALL) by BRADY,KESHA			
05:57		59-64	V 5	GOOD! JUMPER by ROBERTSON,EMANYE
05:38	GOOD! LAYUP by BRADY,KESHA	59-66	V 7	
05:38	ASSIST by ALEXANDER,KENTORIA			
05:22		62-66	V 4	GOOD! 3PTR by PERRY,CHELSEY
05:22				ASSIST by HICKS,ZAIRE
05:13	TIMEOUT 30SEC			
05:13				
05:13				SUB OUT: WALDROP,MADDIE
05:13				SUB IN: GRIFFIN,DAMIAH
05:13	SUB OUT: CANTRELL,LACY			
05:13	SUB IN: WILKINSON,ANACIA			
05:06	TURNOVER (DRIBBLING) by ALEXANDER,KENTORIA			
04:58		65-66	V 1	GOOD! 3PTR by PERRY,CHELSEY
04:58				ASSIST by ROBERTSON,EMANYE
04:38	GOOD! LAYUP by BRADY,KESHA	65-68	V 3	
04:18		68-68	T	GOOD! 3PTR by PERRY,CHELSEY
04:18				ASSIST by ROBERTSON,EMANYE
03:45	SUB OUT: WILKINSON,ANACIA			
03:45	SUB IN: BUCKNER,ABBY			
03:39	MISSED 3PTR by BROCK,JORDAN			
03:34	REBOUND (OFF) by ALEXANDER,KENTORIA			
03:18	GOOD! JUMPER by COLEMAN,MACKENZIE [PNT]	68-70	V 2	
03:18	ASSIST by BUCKNER,ABBY			
03:02		70-70	T	
02:43	GOOD! 3PTR by COLEMAN,MACKENZIE	70-73	V 3	GOOD! LAYUP by ROBERTSON,EMANYE
02:43	ASSIST by BUCKNER,ABBY			
02:41				FOUL (PERSONAL) by GRIFFIN,DAMIAH
02:32	GOOD! LAYUP by COLEMAN,MACKENZIE	70-75	V 5	
02:32	ASSIST by ALEXANDER,KENTORIA			
02:13				MISSED LAYUP by HICKS,ZAIRE
02:10	REBOUND (DEF) by COLEMAN,MACKENZIE			
01:41	GOOD! JUMPER by ALEXANDER,KENTORIA [PNT]	70-77	V 7	
01:30		72-77	V 5	GOOD! LAYUP by ROBERTSON,EMANYE
01:29				TIMEOUT 30SEC
01:29				SUB OUT: PERRY,CHELSEY
01:29				SUB IN: ADAMS,AUNDREA

Time	VISITORS: Tennessee Tech	Score	Margin	HOME: UT Martin
01:29				SUB OUT: GRIFFIN,DAMIAH
01:29				SUB IN: WALDROP,MADDIE
01:18	TURNOVER (OTHER) by COLEMAN,MACKENZIE			
01:18				SUB OUT: ADAMS,AUNDREA
01:18				SUB IN: PERRY,CHELSEY
01:04				MISSED JUMPER by ROBERTSON,EMANYE
01:04				REBOUND (OFF) by WALDROP,MADDIE
01:00	FOUL (PERSONAL) by BUCKNER,ABBY			
01:00	SUB OUT: BUCKNER,ABBY			
01:00	SUB IN: CANTRELL,LACY			
01:00				TIMEOUT 30SEC
00:56	FOUL (PERSONAL) by CANTRELL,LACY			
00:56		73-77	V 4	GOOD! FT by PERRY,CHELSEY
00:56				SUB OUT: WALDROP,MADDIE
00:56				SUB IN: ADAMS,AUNDREA
00:56		74-77	V 3	GOOD! FT by PERRY,CHELSEY
00:56	TIMEOUT 30SEC			
00:28	GOOD! 3PTR by ALEXANDER,KENTORIA	74-80	V 6	
00:28				SUB OUT: ADAMS,AUNDREA
00:28				SUB IN: WALDROP,MADDIE
00:21		76-80	V 4	GOOD! LAYUP by ROBERTSON,EMANYE
00:21	TIMEOUT TEAM			
00:21				SUB OUT: PERRY,CHELSEY
00:21				SUB IN: HUDSON,SADE'
00:21				SUB OUT: WALDROP,MADDIE
00:21				SUB IN: ADAMS,AUNDREA
00:20				FOUL (PERSONAL) by HICKS,ZAIRE
00:19	TURNOVER (BADPASS) by BROCK,JORDAN			
00:19				STEAL by ROBERTSON,EMANYE
00:11				MISSED 3PTR by MOORE,BRITTONI
00:09	REBOUND (DEF) by COLEMAN,MACKENZIE			
00:08	TURNOVER (TRAVEL) by COLEMAN,MACKENZIE			
00:08				SUB OUT: ADAMS,AUNDREA
00:08				SUB IN: PERRY,CHELSEY
00:08	SUB OUT: CANTRELL,LACY			
00:08	SUB IN: WILKINSON,ANACIA			
00:02				MISSED JUMPER by ROBERTSON,EMANYE
00:01	REBOUND (DEF) by WILKINSON,ANACIA			

Tennessee Tech 80, UT Martin 76

Points from (This Period)	TTU	UTM
In the Paint	14	12
Off Turns	0	7
2nd Chance	2	6
Fast Break	0	0
Bench	7	0

Official Scoring/Possession Reference Chart
Tennessee Tech vs UT Martin
Period 1
February 09, 2019 at Kathleen and Tom Elam Center - Martin, Tenn.

Period 1

Starters:

Tennessee Tech: 11 ALEXANDER,KENTORIA; 14 BUCKNER,ABBY; 15 WILKINSON,ANACIA; 20 BRADY,KESHA; 2 BROCK,JORDAN;
UT Martin: 4 ROBERTSON,EMANYE; 14 HICKS,ZAIRE; 15 MOORE,BRITTNI; 20 PERRY,CHELSEY; 21 WALDROP,MADDIE;

Time	VISITORS: Tennessee Tech	Score	Margin	HOME: UT Martin
09:48	GOOD! 3PTR by BRADY,KESHA	0-3	V 3	
09:18		3-3	T	GOOD! 3PTR by HICKS,ZAIRE
08:27		6-3	H 3	GOOD! 3PTR by PERRY,CHELSEY
06:57		8-3	H 5	GOOD! LAYUP by WALDROP,MADDIE
06:18	GOOD! LAYUP by BRADY,KESHA [FB]	8-5	H 3	
04:56	GOOD! LAYUP by COLEMAN,MACKENZIE	8-7	H 1	
04:21		10-7	H 3	GOOD! JUMPER by HICKS,ZAIRE [PNT]
04:07	GOOD! 3PTR by BRADY,KESHA	10-10	T	
03:36	GOOD! LAYUP by COLEMAN,MACKENZIE	10-12	V 2	
03:23		12-12	T	GOOD! JUMPER by PERRY,CHELSEY
03:04	GOOD! 3PTR by BRADY,KESHA	12-15	V 3	
01:49		14-15	V 1	GOOD! JUMPER by ADAMS,AUNDREA
01:23		16-15	H 1	GOOD! LAYUP by GRIFFIN,DAMIAH
00:41		17-15	H 2	GOOD! FT by ROBERTSON,EMANYE [FB]
00:41		18-15	H 3	GOOD! FT by ROBERTSON,EMANYE [FB]
00:28		19-15	H 4	GOOD! FT by MOORE,BRITTNI [FB]

Tennessee Tech 15, UT Martin 19

Official Scoring/Possession Reference Chart
Tennessee Tech vs UT Martin
Period 2
February 09, 2019 at Kathleen and Tom Elam Center - Martin, Tenn.

Period 2

Starters:

Tennessee Tech: 11 ALEXANDER,KENTORIA; 14 BUCKNER,ABBY; 15 WILKINSON,ANACIA; 20 BRADY,KESHA; 2 BROCK,JORDAN;
UT Martin: 4 ROBERTSON,EMANYE; 14 HICKS,ZAIRE; 15 MOORE,BRITTON; 20 PERRY,CHELSEY; 21 WALDROP,MADDIE;

Time	VISITORS: Tennessee Tech	Score	Margin	HOME: UT Martin
09:14	GOOD! LAYUP by ALEXANDER,KENTORIA	19-17	H 2	
08:52	GOOD! JUMPER by BROCK,JORDAN [FB]	19-19	T	
08:32	GOOD! 3PTR by COLEMAN,MACKENZIE	19-22	V 3	
08:18		21-22	V 1	GOOD! JUMPER by GRIFFIN,DAMIAH
07:55	GOOD! LAYUP by CANTRELL,LACY	21-24	V 3	
07:14	GOOD! LAYUP by BROCK,JORDAN [FB]	21-26	V 5	
06:27	GOOD! LAYUP by CANTRELL,LACY	21-28	V 7	
06:27	GOOD! FT by CANTRELL,LACY	21-29	V 8	
06:15		24-29	V 5	GOOD! 3PTR by MOORE,BRITTON
05:57	GOOD! FT by CANTRELL,LACY	24-30	V 6	
05:57	GOOD! FT by CANTRELL,LACY	24-31	V 7	
05:40		27-31	V 4	GOOD! 3PTR by MOORE,BRITTON
04:53		28-31	V 3	GOOD! FT by WALDROP,MADDIE
04:27		30-31	V 1	GOOD! LAYUP by WALDROP,MADDIE [FB]
02:57	GOOD! FT by BRADY,KESHA [FB]	30-32	V 2	
02:57	GOOD! FT by BRADY,KESHA [FB]	30-33	V 3	
01:12		32-33	V 1	GOOD! LAYUP by WALDROP,MADDIE
01:12		33-33	T	GOOD! FT by WALDROP,MADDIE
00:35	GOOD! FT by BRADY,KESHA	33-34	V 1	
00:35	GOOD! FT by BRADY,KESHA	33-35	V 2	
00:11		36-35	H 1	GOOD! 3PTR by PERRY,CHELSEY

Tennessee Tech 35, UT Martin 36

Official Scoring/Possession Reference Chart
Tennessee Tech vs UT Martin
Period 3
February 09, 2019 at Kathleen and Tom Elam Center - Martin, Tenn.

Period 3

Starters:

Tennessee Tech: 11 ALEXANDER,KENTORIA; 14 BUCKNER,ABBY; 15 WILKINSON,ANACIA; 20 BRADY,KESHA; 2 BROCK,JORDAN;
UT Martin: 4 ROBERTSON,EMANYE; 14 HICKS,ZAIRE; 15 MOORE,BRITTNI; 20 PERRY,CHELSEY; 21 WALDROP,MADDIE;

Time	VISITORS: Tennessee Tech	Score	Margin	HOME: UT Martin
09:50	GOOD! JUMPER by WILKINSON,ANACIA	36-37	V 1	
08:20		38-37	H 1	GOOD! JUMPER by PERRY,CHELSEY [PNT]
07:57		40-37	H 3	GOOD! LAYUP by HICKS,ZAIRE [FB]
07:24		42-37	H 5	GOOD! LAYUP by MOORE,BRITTNI
07:06	GOOD! 3PTR by BUCKNER,ABBY	42-40	H 2	
06:30		44-40	H 4	GOOD! JUMPER by WALDROP,MADDIE
05:58	GOOD! JUMPER by COLEMAN,MACKENZIE	44-42	H 2	
05:28		46-42	H 4	GOOD! LAYUP by PERRY,CHELSEY
04:35	GOOD! LAYUP by COLEMAN,MACKENZIE	46-44	H 2	
04:10		48-44	H 4	GOOD! LAYUP by PERRY,CHELSEY
04:10		49-44	H 5	GOOD! FT by PERRY,CHELSEY
03:36	GOOD! FT by BRADY,KESHA	49-45	H 4	
03:36	GOOD! FT by BRADY,KESHA	49-46	H 3	
02:50	GOOD! 3PTR by COLEMAN,MACKENZIE	49-49	T	
02:11	GOOD! LAYUP by COLEMAN,MACKENZIE	49-51	V 2	
01:35	GOOD! LAYUP by ALEXANDER,KENTORIA	49-53	V 4	
01:35	GOOD! FT by ALEXANDER,KENTORIA	49-54	V 5	
01:25	GOOD! LAYUP by BRADY,KESHA	49-56	V 7	
00:30	GOOD! 3PTR by COLEMAN,MACKENZIE	49-59	V 10	

Tennessee Tech 59, UT Martin 49

Official Scoring/Possession Reference Chart
Tennessee Tech vs UT Martin
Period 4
February 09, 2019 at Kathleen and Tom Elam Center - Martin, Tenn.

Period 4

Starters:

Tennessee Tech: 11 ALEXANDER,KENTORIA; 14 BUCKNER,ABBY; 15 WILKINSON,ANACIA; 20 BRADY,KESHA; 2 BROCK,JORDAN;
UT Martin: 4 ROBERTSON,EMANYE; 14 HICKS,ZAIRE; 15 MOORE,BRITTON; 20 PERRY,CHELSEY; 21 WALDROP,MADDIE;

Time	VISITORS: Tennessee Tech	Score	Margin	HOME: UT Martin
09:24		51-59	V 8	GOOD! JUMPER by WALDROP,MADDIE
09:02	GOOD! LAYUP by ALEXANDER,KENTORIA	51-61	V 10	
09:02	GOOD! FT by ALEXANDER,KENTORIA	51-62	V 11	
08:39		53-62	V 9	GOOD! JUMPER by PERRY,CHELSEY [PNT]
07:52		54-62	V 8	GOOD! FT by WALDROP,MADDIE
07:52		55-62	V 7	GOOD! FT by WALDROP,MADDIE
07:37	GOOD! LAYUP by ALEXANDER,KENTORIA	55-64	V 9	
06:31		57-64	V 7	GOOD! LAYUP by WALDROP,MADDIE
05:57		59-64	V 5	GOOD! JUMPER by ROBERTSON,EMANYE
05:38	GOOD! LAYUP by BRADY,KESHA	59-66	V 7	
05:22		62-66	V 4	GOOD! 3PTR by PERRY,CHELSEY
04:58		65-66	V 1	GOOD! 3PTR by PERRY,CHELSEY
04:38	GOOD! LAYUP by BRADY,KESHA	65-68	V 3	
04:18		68-68	T	GOOD! 3PTR by PERRY,CHELSEY
03:18	GOOD! JUMPER by COLEMAN,MACKENZIE [PNT]	68-70	V 2	
03:02		70-70	T	GOOD! LAYUP by ROBERTSON,EMANYE
02:43	GOOD! 3PTR by COLEMAN,MACKENZIE	70-73	V 3	
02:32	GOOD! LAYUP by COLEMAN,MACKENZIE	70-75	V 5	
01:41	GOOD! JUMPER by ALEXANDER,KENTORIA [PNT]	70-77	V 7	
01:30		72-77	V 5	GOOD! LAYUP by ROBERTSON,EMANYE
00:56		73-77	V 4	GOOD! FT by PERRY,CHELSEY
00:56		74-77	V 3	GOOD! FT by PERRY,CHELSEY
00:28	GOOD! 3PTR by ALEXANDER,KENTORIA	74-80	V 6	
00:21		76-80	V 4	GOOD! LAYUP by ROBERTSON,EMANYE

Tennessee Tech 80, UT Martin 76

Official Substitutions Log
Tennessee Tech vs UT Martin
Period 1
February 09, 2019 at Kathleen and Tom Elam Center - Martin, Tenn.

VISITORS: Tennessee Tech	Time	Score	HOME: UT Martin
11 ALEXANDER, KENTORIA			4 ROBERTSON, EMANYE
14 BUCKNER, ABBY			14 HICKS, ZAIRE
15 WILKINSON, ANACIA			15 MOORE, BRITTNI
20 BRADY, KESHA			20 PERRY, CHELSEY
2 BROCK, JORDAN			21 WALDROP, MADDIE
SUB OUT: 15 WILKINSON, ANACIA	05:30	5-8	
SUB IN: 33 COLEMAN, MACKENZIE	05:30		
	02:32	15-12	SUB OUT: ROBERTSON, EMANYE
	02:32		SUB IN: HUDSON, SADE'
	02:32		SUB OUT: HICKS, ZAIRE
	02:32		SUB IN: ADAMS, AUNDREA
	02:32		SUB OUT: PERRY, CHELSEY
	02:32		SUB IN: GRIFFIN, DAMIAH
	02:32		SUB OUT: WALDROP, MADDIE
	02:32		SUB IN: GRANT, KYANNAH
SUB OUT: 20 BRADY, KESHA	02:32		
SUB IN: 15 WILKINSON, ANACIA	02:32		
SUB OUT: 2 BROCK, JORDAN	01:40	15-14	
SUB IN: 20 BRADY, KESHA	01:40		
	01:08	15-16	SUB OUT: HUDSON, SADE'
	01:08		SUB IN: ROBERTSON, EMANYE
SUB OUT: 15 WILKINSON, ANACIA	00:28	15-18	
SUB IN: 44 CANTRELL, LACY	00:28		

Tennessee Tech 15, UT Martin 19

Official Substitutions Log
Tennessee Tech vs UT Martin
Period 2
February 09, 2019 at Kathleen and Tom Elam Center - Martin, Tenn.

VISITORS: Tennessee Tech	Time	Score	HOME: UT Martin
11 ALEXANDER, KENTORIA			4 ROBERTSON, EMANYE
14 BUCKNER, ABBY			14 HICKS, ZAIRE
15 WILKINSON, ANACIA			15 MOORE, BRITTNI
20 BRADY, KESHA			20 PERRY, CHELSEY
2 BROCK, JORDAN			21 WALDROP, MADDIE
	09:00	17-19	SUB OUT: GRANT, KYANNAH
	09:00		SUB IN: MOORE, BRITTNI
	08:06	22-21	SUB OUT: ADAMS, AUNDREA
	08:06		SUB IN: PERRY, CHELSEY
	06:27	28-21	SUB OUT: GRIFFIN, DAMIAH
	06:27		SUB IN: WALDROP, MADDIE
SUB OUT: 11 ALEXANDER, KENTORIA	06:27		
SUB IN: 14 BUCKNER, ABBY	06:27		
SUB OUT: 44 CANTRELL, LACY	05:57	31-24	
SUB IN: 10 LAMB, TAYLOR	05:57		
SUB OUT: 2 BROCK, JORDAN	04:53	31-27	
SUB IN: 11 ALEXANDER, KENTORIA	04:53		
SUB OUT: 10 LAMB, TAYLOR	03:41	31-30	
SUB IN: 2 BROCK, JORDAN	03:41		
SUB OUT: 33 COLEMAN, MACKENZIE	03:41		
SUB IN: 44 CANTRELL, LACY	03:41		
	02:57	32-30	SUB OUT: MOORE, BRITTNI
	02:57		SUB IN: DAVIS, EMMA
SUB OUT: 14 BUCKNER, ABBY	02:05	33-30	
SUB IN: 33 COLEMAN, MACKENZIE	02:05		
SUB OUT: 44 CANTRELL, LACY	01:12	33-32	
SUB IN: 10 LAMB, TAYLOR	01:12		
	00:35	34-33	SUB OUT: WALDROP, MADDIE
	00:35		SUB IN: ADAMS, AUNDREA

Tennessee Tech 35, UT Martin 36

Official Substitutions Log
Tennessee Tech vs UT Martin
Period 3
February 09, 2019 at Kathleen and Tom Elam Center - Martin, Tenn.

VISITORS: Tennessee Tech	Time	Score	HOME: UT Martin
11 ALEXANDER, KENTORIA			4 ROBERTSON, EMANYE
14 BUCKNER, ABBY			14 HICKS, ZAIRE
15 WILKINSON, ANACIA			15 MOORE, BRITTNI
20 BRADY, KESHA			20 PERRY, CHELSEY
2 BROCK, JORDAN			21 WALDROP, MADDIE
SUB OUT: 15 WILKINSON, ANACIA	07:57	37-40	
SUB IN: 33 COLEMAN, MACKENZIE	07:57		
	04:10	44-48	SUB OUT: HICKS, ZAIRE
	04:10		SUB IN: HUDSON, SADE'
	04:10		SUB OUT: PERRY, CHELSEY
	04:10		SUB IN: GRIFFIN, DAMIAH
	01:35	53-49	SUB OUT: HUDSON, SADE'
	01:35		SUB IN: HICKS, ZAIRE
	01:35		SUB OUT: GRIFFIN, DAMIAH
	01:35		SUB IN: PERRY, CHELSEY

Tennessee Tech 59, UT Martin 49

Official Substitutions Log
Tennessee Tech vs UT Martin
Period 4
February 09, 2019 at Kathleen and Tom Elam Center - Martin, Tenn.

VISITORS: Tennessee Tech	Time	Score	HOME: UT Martin
11 ALEXANDER, KENTORIA			4 ROBERTSON, EMANYE
14 BUCKNER, ABBY			14 HICKS, ZAIRE
15 WILKINSON, ANACIA			15 MOORE, BRITNI
20 BRADY, KESHA			20 PERRY, CHELSEY
2 BROCK, JORDAN			21 WALDROP, MADDIE
SUB OUT: 15 WILKINSON, ANACIA	09:02	61-51	
SUB IN: 33 COLEMAN, MACKENZIE	09:02		
SUB OUT: 14 BUCKNER, ABBY	07:52	62-54	
SUB IN: 44 CANTRELL, LACY	07:52		
	05:13	66-62	SUB OUT: WALDROP, MADDIE
	05:13		SUB IN: GRIFFIN, DAMIAH
SUB OUT: 44 CANTRELL, LACY	05:13		
SUB IN: 15 WILKINSON, ANACIA	05:13		
SUB OUT: 15 WILKINSON, ANACIA	03:45	68-68	
SUB IN: 14 BUCKNER, ABBY	03:45		
	01:29	77-72	SUB OUT: PERRY, CHELSEY
	01:29		SUB IN: ADAMS, AUNDREA
	01:29		SUB OUT: GRIFFIN, DAMIAH
	01:29		SUB IN: WALDROP, MADDIE
	01:18	77-72	SUB OUT: ADAMS, AUNDREA
	01:18		SUB IN: PERRY, CHELSEY
SUB OUT: 14 BUCKNER, ABBY	01:00	77-72	
SUB IN: 44 CANTRELL, LACY	01:00		
	00:56	77-73	SUB OUT: WALDROP, MADDIE
	00:56		SUB IN: ADAMS, AUNDREA
	00:28	80-74	SUB OUT: ADAMS, AUNDREA
	00:28		SUB IN: WALDROP, MADDIE
	00:21	80-76	SUB OUT: PERRY, CHELSEY
	00:21		SUB IN: HUDSON, SADE'
	00:21		SUB OUT: WALDROP, MADDIE
	00:21		SUB IN: ADAMS, AUNDREA
	00:08	80-76	SUB OUT: ADAMS, AUNDREA
	00:08		SUB IN: PERRY, CHELSEY
SUB OUT: 44 CANTRELL, LACY	00:08		
SUB IN: 15 WILKINSON, ANACIA	00:08		

Tennessee Tech 80, UT Martin 76

Official Shot Chart
Tennessee Tech vs UT Martin
PERIOD 1 Shots
 February 09, 2019 at Kathleen and Tom Elam Center - Martin, Tenn.

UT Martin

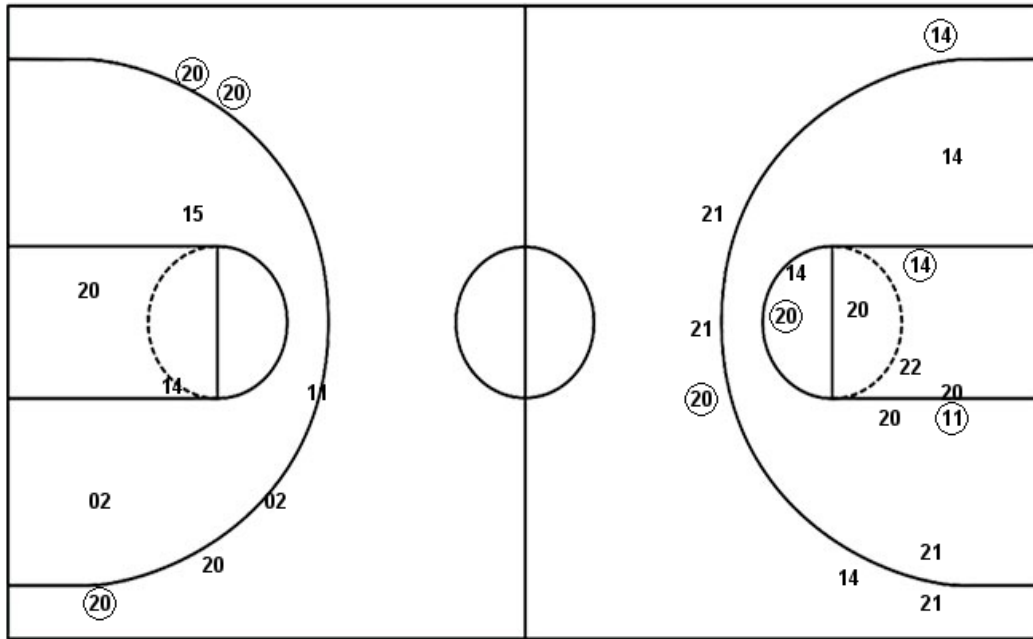
Tennessee Tech

Layups
 (21) 20 (22)

Layups
 14 20 (20) (33) (33)

Dunks

Dunks



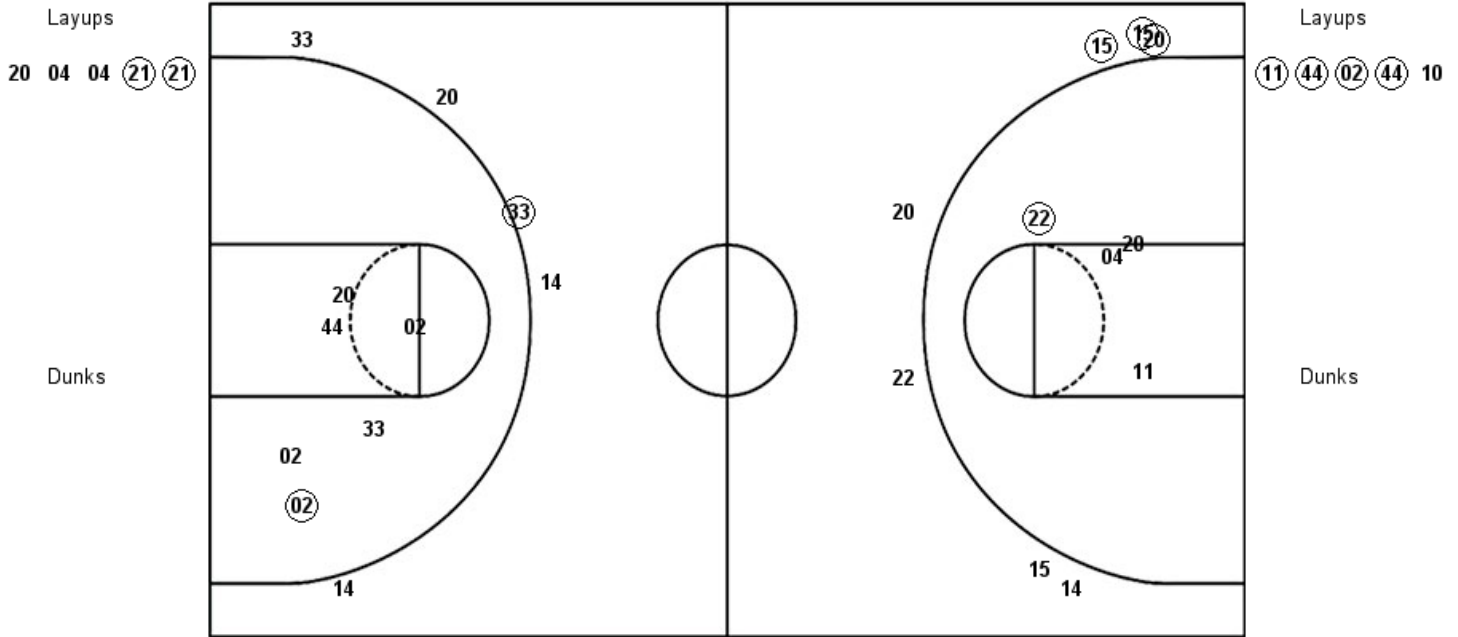
UTM : Period 1	Made	Att	Pct
Layups	2	3	66.7
Dunks	0	0	0
2PT Field Goals	5	13	38.5
3PT Field Goals	2	6	33.3
Total Field Goals	7	19	36.8

TTU : Period 1	Made	Att	Pct
Layups	3	5	60.0
Dunks	0	0	0
2PT Field Goals	3	9	33.3
3PT Field Goals	3	6	50.0
Total Field Goals	6	15	40.0

Official Shot Chart
Tennessee Tech vs UT Martin
PERIOD 2 Shots
 February 09, 2019 at Kathleen and Tom Elam Center - Martin, Tenn.

UT Martin

Tennessee Tech



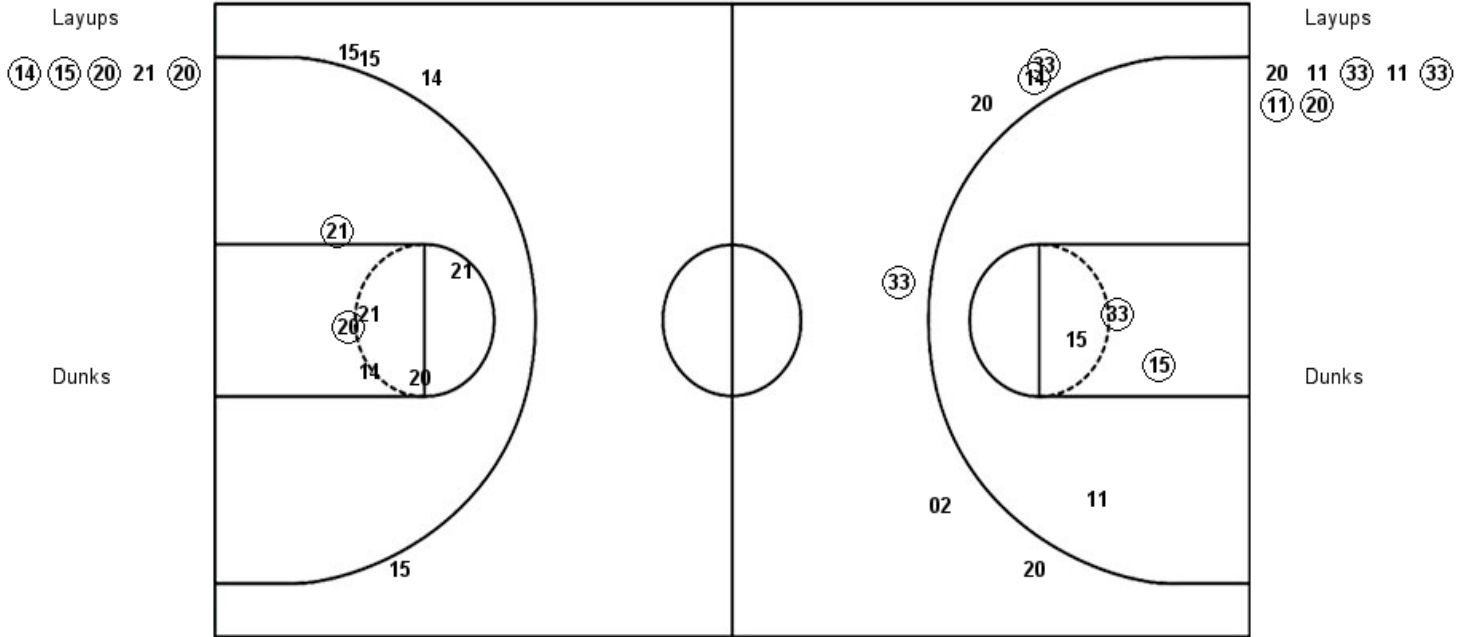
UTM : Period 2	Made	Att	Pct
Layups	2	5	40.0
Dunks	0	0	0
2PT Field Goals	3	9	33.3
3PT Field Goals	3	7	42.9
Total Field Goals	6	16	37.5

TTU : Period 2	Made	Att	Pct
Layups	4	5	80.0
Dunks	0	0	0
2PT Field Goals	5	11	45.5
3PT Field Goals	1	5	20.0
Total Field Goals	6	16	37.5

Official Shot Chart
Tennessee Tech vs UT Martin
PERIOD 3 Shots
 February 09, 2019 at Kathleen and Tom Elam Center - Martin, Tenn.

UT Martin

Tennessee Tech



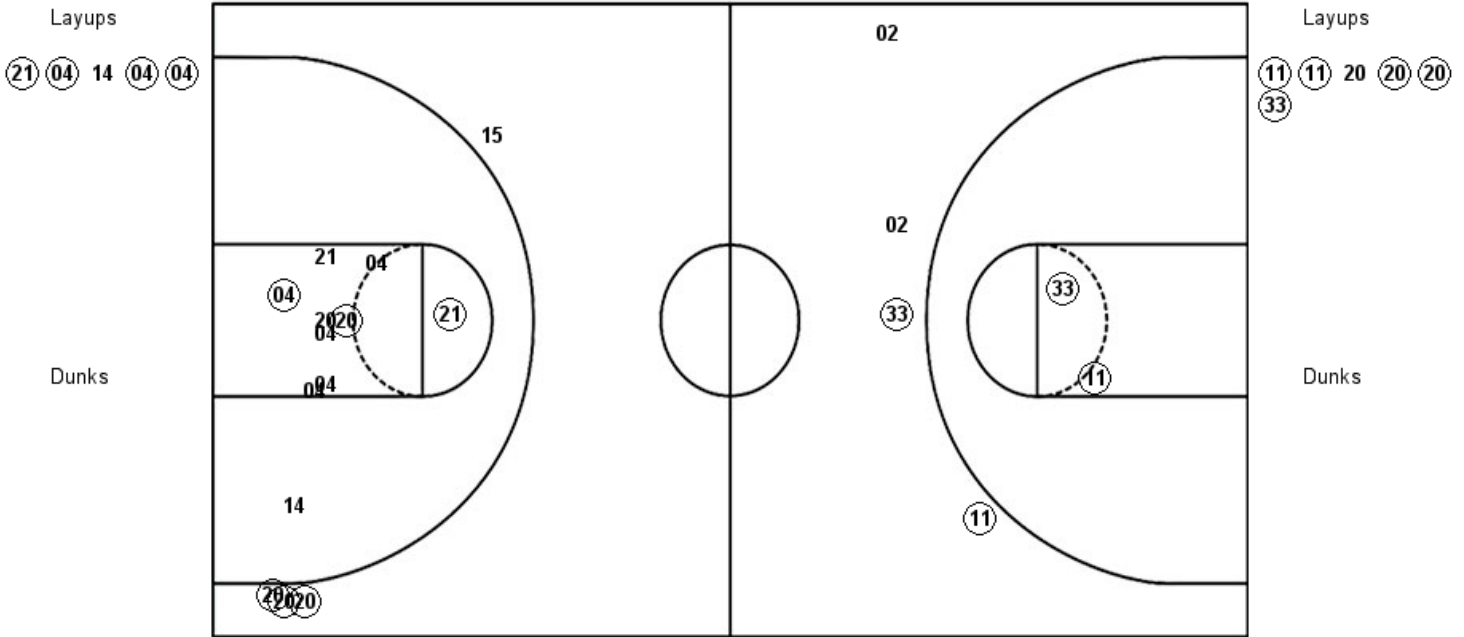
UTM : Period 3	Made	Att	Pct
Layups	4	5	80.0
Dunks	0	0	0
2PT Field Goals	6	11	54.5
3PT Field Goals	0	4	00.0
Total Field Goals	6	15	40.0

TTU : Period 3	Made	Att	Pct
Layups	4	7	57.1
Dunks	0	0	0
2PT Field Goals	6	11	54.5
3PT Field Goals	3	6	50.0
Total Field Goals	9	17	52.9

Official Shot Chart
Tennessee Tech vs UT Martin
PERIOD 4 Shots
 February 09, 2019 at Kathleen and Tom Elam Center - Martin, Tenn.

UT Martin

Tennessee Tech

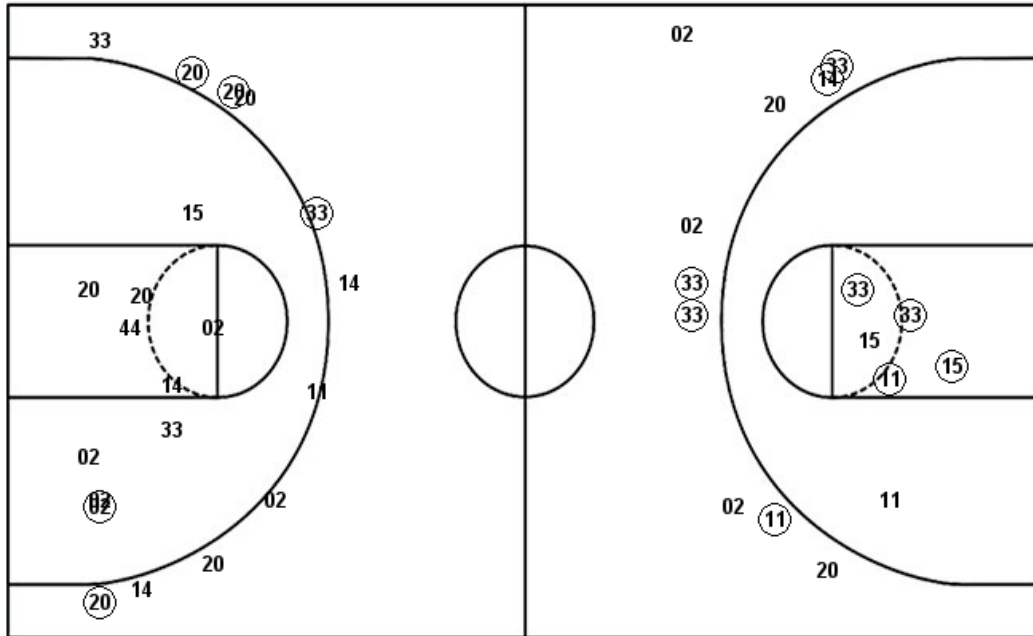


UTM : Period 4	Made	Att	Pct
Layups	4	5	80.0
Dunks	0	0	0
2PT Field Goals	7	15	46.7
3PT Field Goals	3	4	75.0
Total Field Goals	10	19	52.6

TTU : Period 4	Made	Att	Pct
Layups	5	6	83.3
Dunks	0	0	0
2PT Field Goals	7	8	87.5
3PT Field Goals	2	4	50.0
Total Field Goals	9	12	75.0

Official Shot Chart
Tennessee Tech vs UT Martin
Tennessee Tech Team Shots
February 09, 2019 at Kathleen and Tom Elam Center - Martin, Tenn.

Layups



Layups



Dunks

Dunks

TTU : Period 1	Made	Att	Pct
Layups	3	5	60.0
Dunks	0	0	0
2PT Field Goals	3	9	33.3
3PT Field Goals	3	6	50.0
Total Field Goals	6	15	40.0

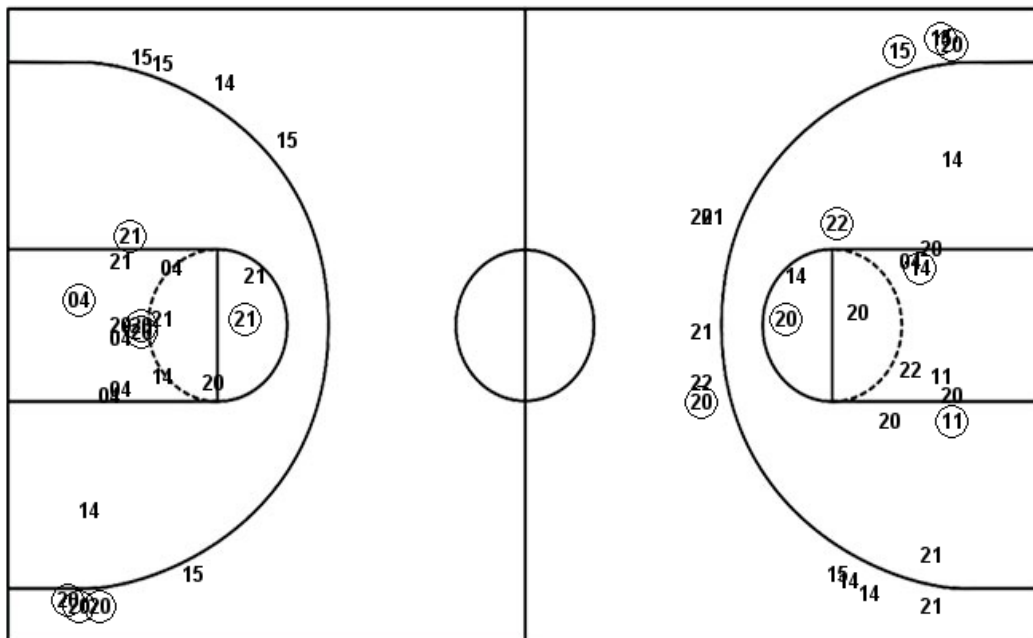
TTU : Period 2	Made	Att	Pct
Layups	4	5	80.0
Dunks	0	0	0
2PT Field Goals	5	11	45.5
3PT Field Goals	1	5	20.0
Total Field Goals	6	16	37.5

TTU : Period 3	Made	Att	Pct
Layups	4	7	57.1
Dunks	0	0	0
2PT Field Goals	6	11	54.5
3PT Field Goals	3	6	50.0
Total Field Goals	9	17	52.9


TTU : Period 4	Made	Att	Pct
Layups	5	6	83.3
Dunks	0	0	0
2PT Field Goals	7	8	87.5
3PT Field Goals	2	4	50.0
Total Field Goals	9	12	75.0

Official Shot Chart
Tennessee Tech vs UT Martin
UT Martin Team Shots
February 09, 2019 at Kathleen and Tom Elam Center - Martin, Tenn.

Layups



Layups



Dunks

Dunks

UTM : Period 1	Made	Att	Pct
Layups	2	3	66.7
Dunks	0	0	0
2PT Field Goals	5	13	38.5
3PT Field Goals	2	6	33.3
Total Field Goals	7	19	36.8

UTM : Period 2	Made	Att	Pct
Layups	2	5	40.0
Dunks	0	0	0
2PT Field Goals	3	9	33.3
3PT Field Goals	3	7	42.9
Total Field Goals	6	16	37.5

UTM : Period 3	Made	Att	Pct
Layups	4	5	80.0
Dunks	0	0	0
2PT Field Goals	6	11	54.5
3PT Field Goals	0	4	00.0
Total Field Goals	6	15	40.0

UTM : Period 4	Made	Att	Pct
Layups	4	5	80.0
Dunks	0	0	0
2PT Field Goals	7	15	46.7
3PT Field Goals	3	4	75.0
Total Field Goals	10	19	52.6