

FINAL SCORE



Texas Tech

57



Oklahoma St.

65

January 12, 2019 • Gallagher-Iba Arena (Eddie Sutton Court) - Stillwater, Okla.

FINAL STATISTICS

Official Box Score
Texas Tech vs Oklahoma St.
Game Totals -- Final Statistics
January 12, 2019 at Gallagher-Iba Arena (Eddie Sutton Court) - Stillwater, Okla.



Texas Tech 57

No.	Player	S	Pts	FG	3FG	FT	OR	DR	TR	PF	A	TO	Blk	Stl	Min	+/-
02	GOODSON, SYDNEY		8	2-9	2-7	2-2	4	1	5	0	3	1	0	1	40	-8
03	SIDNEY, ERYKA		2	1-8	0-5	0-0	0	2	2	0	3	1	0	1	31	-6
04	CARR, CHRISLYN		21	7-25	4-9	3-4	2	6	8	1	4	1	0	3	39	-4
20	BREWER, BRITTANY		10	4-12	2-4	0-0	2	0	2	3	1	3	1	4	22	-3
30	SANDERS, ZURI		5	2-7	0-0	1-3	6	7	13	5	2	4	0	0	37	-7
01	DEGRATE, ERIN		11	4-5	0-0	3-5	1	5	6	2	1	3	1	0	24	-3
23	HAYDEN, ANGEL		0	0-1	0-1	0-0	1	0	1	0	0	2	0	0	6	-9
TEAM							4	4	8	0		1				
TOTALS			57	20-67	8-26	9-14	20	25	45	11	14	16	2	9	199	

Shooting By Period

Period	FG	FG%	3FG	3FG%	FT	FT%
1st Qtr	3-17	18%	1-5	20%	0-1	00%
2nd Qtr	4-13	31%	1-5	20%	3-5	60%
3rd Qtr	7-18	39%	3-8	38%	4-5	80%
4th Qtr	6-19	32%	3-8	38%	2-3	67%
1st Half	7-30	23%	2-10	20%	3-6	50%
2nd Half	13-37	35%	6-16	38%	6-8	75%
Game	20-67	29.9%	8-26	30.8%	9-14	64.3%

Last FG: 4th-01:23
 Biggest Run: 7-0
 Largest lead: By 3 at 1-02:06
 Technical Fouls: None.

Oklahoma St. 65

No.	Player	S	Pts	FG	3FG	FT	OR	DR	TR	PF	A	TO	Blk	Stl	Min	+/-
01	DE LAPP, KASSIDY		2	1-3	0-0	0-0	1	8	9	3	0	2	2	0	23	7
12	GRAY, VIVIAN		26	9-23	1-5	7-7	5	4	9	0	6	5	2	2	38	8
14	MILLER, BRAXTIN		22	9-22	4-11	0-0	1	0	1	1	3	1	2	1	38	6
20	JONES, LATASHIA		6	3-5	0-0	0-0	1	6	7	3	1	3	0	0	33	-3
21	ASBERRY, JA'MEE		7	3-8	1-3	0-0	0	6	6	1	4	1	0	2	28	2
10	GERLICH, BRYN		0	0-0	0-0	0-0	1	0	1	1	1	0	0	0	1	0
15	GNANOU, MARIAM		2	1-5	0-0	0-0	1	2	3	4	0	0	1	0	17	1
23	HOBBS, JADEN		0	0-0	0-0	0-0	0	1	1	0	3	0	0	0	14	8
25	WINCHESTER, ABBIE		0	0-0	0-0	0-0	0	0	0	2	0	1	0	0	4	7
30	CASTRO, MARIA		0	0-0	0-0	0-0	0	0	0	0	0	0	0	0	2	4
TEAM							4	1	5	0		0				
TOTALS			65	26-66	6-19	7-7	14	28	42	15	18	13	7	5	199	

Shooting By Period

Period	FG	FG%	3FG	3FG%	FT	FT%
1st Qtr	4-19	21%	0-6	00%	2-2	100%
2nd Qtr	8-15	53%	2-6	33%	0-0	0%
3rd Qtr	8-19	42%	3-5	60%	0-0	0%
4th Qtr	6-13	46%	1-2	50%	5-5	100%
1st Half	12-34	35%	2-12	17%	2-2	100%
2nd Half	14-32	44%	4-7	57%	5-5	100%
Game	26-66	39.4%	6-19	31.6%	7-7	100.0%

Last FG: 4th-03:37
 Biggest Run: 10-0
 Largest lead: By 12 at 4-07:46
 Technical Fouls: None.

Game Notes:

Officials: Scott Yarbrough, Maj Forsberg, Bryan Enterline
 Attendance: 2018

Start Time: 2019-01-12 21:05:29
 End Time: 2019-01-12 22:55:06
 Game Duration: 109
 Conference Game;

Score	1st	2nd	3rd	4th	TOT
TTU	7	12	21	17	57
OSU	10	18	19	18	65

TTU led for 2:32. OSU led for 34:58.
 Game was tied for 2:17.
 Times tied: 0 Lead Changes: 2

Points from	TTU	OSU
In the Paint	20	18
Off Turns	11	12
2nd Chance	12	11
Fast Break	10	15
Bench	11	2

Official Box Score
Texas Tech vs Oklahoma St.
First Half Statistics Only
January 12, 2019 at Gallagher-Iba Arena (Eddie Sutton Court) - Stillwater, Okla.



Texas Tech 19

No.	Player	S	Pts	FG	3FG	FT	OR	DR	TR	PF	A	TO	Blk	Stl	Min	+/-
01	DEGRATE, ERIN		9	3-4	0-0	3-5	1	2	3	1	0	2	0	0	17	-7
02	GOODSON, SYDNEY		3	1-5	1-4	0-0	1	0	1	0	2	0	0	0	20	-9
03	SIDNEY, ERYKA		0	0-4	0-2	0-0	0	2	2	0	1	0	0	0	15	-4
04	CARR, CHRISLYN		7	3-11	1-3	0-0	0	4	4	0	0	1	0	2	19	-5
20	BREWER, BRITTANY		0	0-1	0-0	0-0	0	0	0	2	0	2	0	1	3	-2
23	HAYDEN, ANGEL		0	0-1	0-1	0-0	1	0	1	0	0	2	0	0	6	-9
30	SANDERS, ZURI		0	0-4	0-0	0-1	4	4	8	2	1	4	0	0	20	-9
	TEAM		0	0-0	0-0	0-0	3	2	5	0	0	1	0	0	0	
	TOTALS		19	7-30	2-10	3-6	10	14	24	5	4	12	0	3	100	

Shooting By Period

Period	FG	FG%	3FG	3FG%	FT	FT%
1st Qtr	3-17	18%	1-5	20%	0-1	00%
2nd Qtr	4-13	31%	1-5	20%	3-5	60%
1st Half	7-30	23%	2-10	20%	3-6	50%
Game	20-67	29.9%	8-26	30.8%	9-14	64.3%

Last FG Half: TTU 2nd-00:24

Oklahoma St. 28

No.	Player	S	Pts	FG	3FG	FT	OR	DR	TR	PF	A	TO	Blk	Stl	Min	+/-
01	DE LAPP, KASSIDY		0	0-2	0-0	0-0	0	3	3	2	0	1	2	0	9	8
10	GERLICH, BRYN		0	0-0	0-0	0-0	1	0	1	1	1	0	0	0	1	0
12	GRAY, VIVIAN		10	4-12	0-4	2-2	3	3	6	0	2	0	2	1	19	9
14	MILLER, BRAXTIN		7	3-10	1-5	0-0	1	0	1	0	2	0	1	1	19	7
15	GNANOU, MARIAM		2	1-3	0-0	0-0	0	2	2	1	0	0	0	0	11	1
20	JONES, LATASHIA		4	2-2	0-0	0-0	0	1	1	1	0	3	0	0	14	-2
21	ASBERRY, JA'MEE		5	2-5	1-3	0-0	0	4	4	0	3	1	0	2	16	8
23	HOBBS, JADEN		0	0-0	0-0	0-0	0	1	1	0	0	0	0	0	6	3
25	WINCHESTER, ABBIE		0	0-0	0-0	0-0	0	0	0	2	0	1	0	0	4	7
30	CASTRO, MARIA		0	0-0	0-0	0-0	0	0	0	0	0	0	0	0	2	4
	TEAM		0	0-0	0-0	0-0	2	0	2	0	0	0	0	0	0	
	TOTALS		28	12-34	2-12	2-2	7	14	21	7	8	6	5	4	100	

Shooting By Period

Period	FG	FG%	3FG	3FG%	FT	FT%
1st Qtr	4-19	21%	0-6	00%	2-2	100%
2nd Qtr	8-15	53%	2-6	33%	0-0	0%
1st Half	12-34	35%	2-12	17%	2-2	100%
Game	26-66	39.4%	6-19	31.6%	7-7	100.0%

Last FG Half: OSU 2nd-01:30

Game Notes:

Officials: Scott Yarbrough, Maj Forsberg, Bryan Enterline
 Attendance: 2018

Start Time: 2019-01-12 21:05:29
 End Time: 2019-01-12 22:55:06
 Game Duration: 109
 Conference Game;

Score	1st	2nd	3rd	4th	TOT
TTU	7	12	21	17	57
OSU	10	18	19	18	65

Points from (This Period)	TTU	OSU
In the Paint	8	6
Off Turns	3	8
2nd Chance	5	7
Fast Break	2	4
Bench	9	2

Official Box Score
Texas Tech vs Oklahoma St.
First Quarter Statistics Only
January 12, 2019 at Gallagher-Iba Arena (Eddie Sutton Court) - Stillwater, Okla.



Texas Tech 7

No.	Player	S	Pts	FG	3FG	FT	OR	DR	TR	PF	A	TO	Blk	Stl	Min	+/-
02	GOODSON, SYDNEY		3	1-3	1-2	0-0	0	0	0	0	0	0	0	0	10	-3
03	SIDNEY, ERYKA		0	0-2	0-2	0-0	0	2	2	0	1	0	0	0	10	-3
04	CARR, CHRISLYN		0	0-6	0-1	0-0	0	1	1	0	0	1	0	0	9	1
20	BREWER, BRITTANY		0	0-1	0-0	0-0	0	0	0	2	0	2	0	1	3	-2
30	SANDERS, ZURI		0	0-2	0-0	0-0	3	3	6	1	1	2	0	0	10	-3
01	DEGRATE, ERIN		4	2-3	0-0	0-1	1	1	2	0	0	0	0	0	7	-1
23	HAYDEN, ANGEL		0	0-0	0-0	0-0	0	0	0	0	0	0	0	0	1	-4
TEAM							3	2	5	0		1				
TOTALS			7	3-17	1-5	0-1	7	9	16	3	2	6	0	1	50	

Shooting By Period

Period	FG	FG%	3FG	3FG%	FT	FT%
1st Qtr	3-17	18%	1-5	20%	0-1	00%
2nd Qtr	4-13	31%	1-5	20%	3-5	60%
1st Half	3-17	18%	1-5	20%	0-1	00%
1st Half	7-30	23%	2-10	20%	3-6	50%
Game	20-67	29.9%	8-26	30.8%	9-14	64.3%

Oklahoma St. 10

No.	Player	S	Pts	FG	3FG	FT	OR	DR	TR	PF	A	TO	Blk	Stl	Min	+/-
01	DE LAPP, KASSIDY		0	0-2	0-0	0-0	0	1	1	2	0	1	2	0	5	0
12	GRAY, VIVIAN		6	2-7	0-2	2-2	2	1	3	0	0	0	1	0	9	3
14	MILLER, BRAXTIN		2	1-5	0-2	0-0	1	0	1	0	0	0	1	0	10	1
20	JONES, LATASHIA		0	0-0	0-0	0-0	0	1	1	1	0	1	0	0	8	-1
21	ASBERRY, JA'MEE		2	1-3	0-2	0-0	0	2	2	0	0	0	0	2	8	1
10	GERLICH, BRYN		0	0-0	0-0	0-0	1	0	1	1	1	0	0	0	1	0
15	GNANOU, MARIAM		0	0-2	0-0	0-0	0	2	2	0	0	0	0	0	5	3
23	HOBBS, JADEN		0	0-0	0-0	0-0	0	1	1	0	0	0	0	0	2	4
25	WINCHESTER, ABBIE		0	0-0	0-0	0-0	0	0	0	0	0	0	0	0	0	0
30	CASTRO, MARIA		0	0-0	0-0	0-0	0	0	0	0	0	0	0	0	2	4
TEAM							2	0	2	0		0				
TOTALS			10	4-19	0-6	2-2	6	8	14	4	1	2	4	2	50	

Shooting By Period

Period	FG	FG%	3FG	3FG%	FT	FT%
1st Qtr	4-19	21%	0-6	00%	2-2	100%
2nd Qtr	8-15	53%	2-6	33%	0-0	0%
1st Half	4-19	21%	0-6	00%	2-2	100%
1st Half	12-34	35%	2-12	17%	2-2	100%
Game	26-66	39.4%	6-19	31.6%	7-7	100.0%

Game Notes:

Officials: Scott Yarbrough, Maj Forsberg, Bryan Enterline
Attendance: 2018

Start Time: 2019-01-12 21:05:29
End Time: 2019-01-12 22:55:06
Game Duration: 109
Conference Game:

Score	1st	2nd	3rd	4th	TOT
TTU	7	12	21	17	57
OSU	10	18	19	18	65

Points from (This Period)	TTU	OSU
In the Paint	4	2
Off Turns	0	4
2nd Chance	5	4
Fast Break	0	0
Bench	4	0

**Official Play-By-Play
Texas Tech vs Oklahoma St.
First Quarter**

January 12, 2019 at Gallagher-Iba Arena (Eddie Sutton Court) - Stillwater, Okla.



Period 1

Starters:

Texas Tech: 2 GOODSON, SYDNEY; 3 SIDNEY, ERYKA; 4 CARR, CHRISLYN; 20 BREWER, BRITTANY; 30 SANDERS, ZURI;
Oklahoma St.: 1 DE LAPP, KASSIDY; 12 GRAY, VIVIAN; 14 MILLER, BRAXTIN; 20 JONES, LATASHIA; 21 ASBERRY, JA'MEE;

Time	VISITORS: Texas Tech	Score	Margin	HOME: Oklahoma St.
09:28	MISSED 3PTR by CARR, CHRISLYN			
09:28				BLOCK by MILLER, BRAXTIN
09:28	REBOUND (OFF) by TEAM			
09:28	TURNOVER (SHOTCLOCK) by			
09:13				MISSED 3PTR by ASBERRY, JA'MEE
09:08				REBOUND (OFF) by MILLER, BRAXTIN
09:02				MISSED JUMPER by DE LAPP, KASSIDY
08:57	REBOUND (DEF) by SANDERS, ZURI			
08:51	MISSED LAYUP by BREWER, BRITTANY			
08:51				BLOCK by DE LAPP, KASSIDY
08:47	REBOUND (OFF) by SANDERS, ZURI			
08:40	TURNOVER (TRAVEL) by BREWER, BRITTANY			
08:26				TURNOVER (BADPASS) by JONES, LATASHIA
08:26	STEAL by BREWER, BRITTANY			
08:09	MISSED JUMPER by CARR, CHRISLYN			
08:06				REBOUND (DEF) by GRAY, VIVIAN
08:06				FOUL (OFF) by DE LAPP, KASSIDY
08:06				TURNOVER (OFFENSIVE) by DE LAPP, KASSIDY
08:06	MISSED 3PTR by SIDNEY, ERYKA			
08:06				REBOUND (DEF) by JONES, LATASHIA
07:46				MISSED 3PTR by GRAY, VIVIAN
07:46				REBOUND (OFF) by TEAM
07:43	FOUL (PERSONAL) by BREWER, BRITTANY			
07:43		1-0	H 1	GOOD! FT by GRAY, VIVIAN
07:43		2-0	H 2	GOOD! FT by GRAY, VIVIAN
07:29	MISSED LAYUP by CARR, CHRISLYN			
07:29	REBOUND (OFF) by TEAM			
07:19				FOUL (PERSONAL) by JONES, LATASHIA
07:08	MISSED LAYUP by SANDERS, ZURI			
07:08				BLOCK by DE LAPP, KASSIDY
07:00				REBOUND (DEF) by ASBERRY, JA'MEE
07:00				MISSED 3PTR by MILLER, BRAXTIN
07:00	REBOUND (DEF) by TEAM			
06:47	TURNOVER (LOSTBALL) by BREWER, BRITTANY			
06:47				STEAL by ASBERRY, JA'MEE
06:47	FOUL (PERSONAL) by BREWER, BRITTANY			
06:47	SUB OUT: BREWER, BRITTANY			
06:47	SUB IN: DEGRATE, ERIN			
06:19				MISSED JUMPER by DE LAPP, KASSIDY
06:16	REBOUND (DEF) by SIDNEY, ERYKA			
06:12	MISSED 3PTR by SIDNEY, ERYKA			
06:08				REBOUND (DEF) by ASBERRY, JA'MEE
06:01				MISSED LAYUP by GRAY, VIVIAN
05:59	REBOUND (DEF) by SANDERS, ZURI			
05:57	TURNOVER (LOSTBALL) by CARR, CHRISLYN			
05:57				STEAL by ASBERRY, JA'MEE
05:57				SUB OUT: DE LAPP, KASSIDY
05:57				SUB IN: GNANOU, MARIAM
05:48		4-0	H 4	GOOD! JUMPER by ASBERRY, JA'MEE
05:30	FOUL (OFF) by SANDERS, ZURI			
05:30	TURNOVER (OFFENSIVE) by SANDERS, ZURI			
05:10				MISSED JUMPER by GNANOU, MARIAM
05:03				REBOUND (OFF) by GRAY, VIVIAN
04:58				MISSED 3PTR by MILLER, BRAXTIN
04:57				REBOUND (OFF) by GRAY, VIVIAN
04:57				MISSED LAYUP by GRAY, VIVIAN
04:57	REBOUND (DEF) by TEAM			
04:57				
04:33	MISSED JUMPER by CARR, CHRISLYN			
04:30				REBOUND (DEF) by GNANOU, MARIAM
04:12				MISSED JUMPER by GRAY, VIVIAN
04:07	REBOUND (DEF) by DEGRATE, ERIN			
03:50	GOOD! LAYUP by DEGRATE, ERIN	4-2	H 2	
03:50	ASSIST by SIDNEY, ERYKA			
03:29				MISSED 3PTR by ASBERRY, JA'MEE
03:26	REBOUND (DEF) by SIDNEY, ERYKA			
03:22	MISSED 3PTR by GOODSON, SYDNEY			
03:17	REBOUND (OFF) by SANDERS, ZURI			
03:15	GOOD! 3PTR by GOODSON, SYDNEY	4-5	V 1	
03:15	ASSIST by SANDERS, ZURI			

Time	VISITORS: Texas Tech	Score	Margin	HOME: Oklahoma St.
03:01				MISSED 3PTR by GRAY, VIVIAN
02:57	REBOUND (DEF) by CARR, CHRISLYN			
02:48	MISSED LAYUP by CARR, CHRISLYN			
02:45				REBOUND (DEF) by GNANOU, MARIAM
02:30				MISSED JUMPER by GNANOU, MARIAM
02:27	REBOUND (DEF) by SANDERS, ZURI			
02:24	MISSED LAYUP by CARR, CHRISLYN			
02:24				BLOCK by GRAY, VIVIAN
02:24	REBOUND (OFF) by TEAM			
02:24				SUB OUT: GRAY, VIVIAN
02:24				SUB IN: HOBBS, JADEN
02:24				SUB OUT: GNANOU, MARIAM
02:24				SUB IN: DE LAPP, KASSIDY
02:24				SUB OUT: JONES, LATASHIA
02:24				SUB IN: CASTRO, MARIA
02:24				SUB OUT: ASBERRY, JA'MEE
02:24				SUB IN: GERLICH, BRYN
02:09	MISSED JUMPER by GOODSON, SYDNEY			
02:06	REBOUND (OFF) by DEGRATE, ERIN			
02:06	GOOD! LAYUP by DEGRATE, ERIN	4-7	V 3	
02:06				FOUL (PERSONAL) by DE LAPP, KASSIDY
02:06	MISSED FT by DEGRATE, ERIN			
02:05				REBOUND (DEF) by DE LAPP, KASSIDY
01:43				MISSED JUMPER by MILLER, BRAXTIN
01:43				REBOUND (OFF) by TEAM
01:43				SUB OUT: DE LAPP, KASSIDY
01:43				SUB IN: GNANOU, MARIAM
01:30				MISSED JUMPER by MILLER, BRAXTIN
01:26				REBOUND (OFF) by GERLICH, BRYN
01:24		6-7	V 1	GOOD! JUMPER by MILLER, BRAXTIN
01:24				ASSIST by GERLICH, BRYN
00:57				FOUL (PERSONAL) by GERLICH, BRYN
00:57				SUB OUT: GERLICH, BRYN
00:57				SUB IN: GRAY, VIVIAN
00:57	SUB OUT: CARR, CHRISLYN			
00:57	SUB IN: HAYDEN, ANGEL			
00:54	MISSED LAYUP by SANDERS, ZURI			
00:50				REBOUND (DEF) by HOBBS, JADEN
00:43		8-7	H 1	GOOD! JUMPER by GRAY, VIVIAN [PNT]
00:24	MISSED LAYUP by DEGRATE, ERIN			
00:21	REBOUND (OFF) by SANDERS, ZURI			
00:18	TURNOVER (LOSTBALL) by SANDERS, ZURI			
00:18				SUB OUT: MILLER, BRAXTIN
00:18				SUB IN: ASBERRY, JA'MEE
00:04		10-7	H 3	GOOD! JUMPER by GRAY, VIVIAN

Texas Tech 7, Oklahoma St. 10

Points from (This Period)	TTU	OSU
In the Paint	4	2
Off Turns	0	4
2nd Chance	5	4
Fast Break	0	0
Bench	4	0

Official Box Score
Texas Tech vs Oklahoma St.
Second Quarter Statistics Only
January 12, 2019 at Gallagher-Iba Arena (Eddie Sutton Court) - Stillwater, Okla.



Texas Tech 12

No.	Player	S	Pts	FG	3FG	FT	OR	DR	TR	PF	A	TO	Blk	Stl	Min	+/-
02	GOODSON, SYDNEY		0	0-2	0-2	0-0	1	0	1	0	2	0	0	0	10	-6
03	SIDNEY, ERYKA		0	0-2	0-0	0-0	0	0	0	0	0	0	0	0	5	-1
04	CARR, CHRISLYN		7	3-5	1-2	0-0	0	3	3	0	0	0	0	2	10	-6
20	BREWER, BRITTANY		0	0-0	0-0	0-0	0	0	0	0	0	0	0	0	0	0
30	SANDERS, ZURI		0	0-2	0-0	0-1	1	1	2	1	0	2	0	0	10	-6
01	DEGRATE, ERIN		5	1-1	0-0	3-4	0	1	1	1	0	2	0	0	10	-6
23	HAYDEN, ANGEL		0	0-1	0-1	0-0	1	0	1	0	0	2	0	0	5	-5
	TEAM						0	0	0	0		0				
TOTALS			12	4-13	1-5	3-5	3	5	8	2	2	6	0	2	50	

Shooting By Period

Period	FG	FG%	3FG	3FG%	FT	FT%
3rd Qtr	7-18	39%	3-8	38%	4-5	80%
4th Qtr	6-19	32%	3-8	38%	2-3	67%
2nd Half	4-13	31%	1-5	20%	3-5	60%
2nd Half	13-37	35%	6-16	38%	6-8	75%
Game	20-67	29.9%	8-26	30.8%	9-14	64.3%

Oklahoma St. 18

No.	Player	S	Pts	FG	3FG	FT	OR	DR	TR	PF	A	TO	Blk	Stl	Min	+/-
01	DE LAPP, KASSIDY		0	0-0	0-0	0-0	0	2	2	0	0	0	0	0	4	8
12	GRAY, VIVIAN		4	2-5	0-2	0-0	1	2	3	0	2	0	1	1	10	6
14	MILLER, BRAXTIN		5	2-5	1-3	0-0	0	0	0	0	2	0	0	1	9	6
20	JONES, LATASHIA		4	2-2	0-0	0-0	0	0	0	0	0	2	0	0	6	-1
21	ASBERRY, JA'MEE		3	1-2	1-1	0-0	0	2	2	0	3	1	0	0	8	7
10	GERLICH, BRYN		0	0-0	0-0	0-0	0	0	0	0	0	0	0	0	0	0
15	GNANOU, MARIAM		2	1-1	0-0	0-0	0	0	0	1	0	0	0	0	6	-2
23	HOBBS, JADEN		0	0-0	0-0	0-0	0	0	0	0	0	0	0	0	4	-1
25	WINCHESTER, ABBIE		0	0-0	0-0	0-0	0	0	0	2	0	1	0	0	4	7
30	CASTRO, MARIA		0	0-0	0-0	0-0	0	0	0	0	0	0	0	0	0	0
	TEAM						0	0	0	0		0				
TOTALS			18	8-15	2-6	0-0	1	6	7	3	7	4	1	2	50	

Shooting By Period

Period	FG	FG%	3FG	3FG%	FT	FT%
3rd Qtr	8-19	42%	3-5	60%	0-0	0%
4th Qtr	6-13	46%	1-2	50%	5-5	100%
2nd Half	8-15	53%	2-6	33%	0-0	0%
2nd Half	14-32	44%	4-7	57%	5-5	100%
Game	26-66	39.4%	6-19	31.6%	7-7	100.0%

Game Notes:

Officials: Scott Yarbrough, Maj Forsberg, Bryan Enterline
 Attendance: 2018

Start Time: 2019-01-12 21:05:29
 End Time: 2019-01-12 22:55:06
 Game Duration: 109
 Conference Game;

Score	1st	2nd	3rd	4th	TOT
TTU	7	12	21	17	57
OSU	10	18	19	18	65

Points from (This Period)	TTU	OSU
In the Paint	4	4
Off Turns	3	4
2nd Chance	0	3
Fast Break	2	4
Bench	5	2

**Official Play-By-Play
Texas Tech vs Oklahoma St.
Second Quarter**

January 12, 2019 at Gallagher-Iba Arena (Eddie Sutton Court) - Stillwater, Okla.



Period 2

Starters:

Texas Tech: 2 GOODSON, SYDNEY; 3 SIDNEY, ERYKA; 4 CARR, CHRISLYN; 20 BREWER, BRITTANY; 30 SANDERS, ZURI;
Oklahoma St.: 1 DE LAPP, KASSIDY; 12 GRAY, VIVIAN; 14 MILLER, BRAXTIN; 20 JONES, LATASHIA; 21 ASBERRY, JA'MEE;

Time	VISITORS: Texas Tech	Score	Margin	HOME: Oklahoma St.
09:51	GOOD! JUMPER by CARR, CHRISLYN	10-9	H 1	
09:30				TURNOVER (TRAVEL) by JONES, LATASHIA
09:20	MISSED 3PTR by CARR, CHRISLYN			
09:20				BLOCK by GRAY, VIVIAN
09:14				REBOUND (DEF) by ASBERRY, JA'MEE
09:13		12-9	H 3	GOOD! LAYUP by GNANOU, MARIAM [FB]
09:13				ASSIST by ASBERRY, JA'MEE
08:58	TURNOVER (TRAVEL) by DEGRATE, ERIN			
08:46				TURNOVER (BADPASS) by JONES, LATASHIA
08:46	STEAL by CARR, CHRISLYN			
08:33				SUB OUT: HOBBS, JADEN
08:33				SUB IN: MILLER, BRAXTIN
08:30				FOUL (PERSONAL) by GNANOU, MARIAM
08:30	MISSED FT by DEGRATE, ERIN			
08:30	REBOUND (OFF) by TEAM			
08:30	GOOD! FT by DEGRATE, ERIN	12-10	H 2	
08:13		14-10	H 4	GOOD! JUMPER by JONES, LATASHIA
08:13				ASSIST by GRAY, VIVIAN
07:55	GOOD! JUMPER by DEGRATE, ERIN [PNT]	14-12	H 2	
07:55	ASSIST by GOODSON, SYDNEY			
07:45				MISSED JUMPER by GRAY, VIVIAN
07:39	REBOUND (DEF) by CARR, CHRISLYN			
07:35	FOUL (OFF) by SANDERS, ZURI			
07:35	TURNOVER (OFFENSIVE) by SANDERS, ZURI			
07:35	SUB OUT: SIDNEY, ERYKA			
07:35	SUB IN: HAYDEN, ANGEL			
07:19		16-12	H 4	GOOD! JUMPER by MILLER, BRAXTIN
07:19				ASSIST by GRAY, VIVIAN
07:02	TURNOVER (BADPASS) by SANDERS, ZURI			
07:02				SUB OUT: GNANOU, MARIAM
07:02				SUB IN: WINCHESTER, ABBIE
07:02				SUB OUT: JONES, LATASHIA
07:02				SUB IN: DE LAPP, KASSIDY
06:44				TURNOVER (BADPASS) by WINCHESTER, ABBIE
06:44	STEAL by CARR, CHRISLYN			
06:37	GOOD! LAYUP by CARR, CHRISLYN [FB]	16-14	H 2	
06:27		19-14	H 5	GOOD! 3PTR by ASBERRY, JA'MEE
06:11	MISSED JUMPER by SANDERS, ZURI			
06:07				REBOUND (DEF) by DE LAPP, KASSIDY
06:03				MISSED 3PTR by GRAY, VIVIAN
05:59	REBOUND (DEF) by CARR, CHRISLYN			
05:54	MISSED LAYUP by CARR, CHRISLYN			
05:52				REBOUND (DEF) by ASBERRY, JA'MEE
05:48				MISSED 3PTR by MILLER, BRAXTIN
05:41				REBOUND (OFF) by GRAY, VIVIAN
05:27		22-14	H 8	GOOD! 3PTR by MILLER, BRAXTIN
05:27				ASSIST by ASBERRY, JA'MEE
05:05	MISSED 3PTR by GOODSON, SYDNEY			
04:58				REBOUND (DEF) by GRAY, VIVIAN
04:58				TURNOVER (TRAVEL) by ASBERRY, JA'MEE
04:58				
04:38	MISSED LAYUP by SANDERS, ZURI			
04:37	REBOUND (OFF) by SANDERS, ZURI			
04:37				FOUL (PERSONAL) by WINCHESTER, ABBIE
04:37	MISSED FT by SANDERS, ZURI			
04:37	SUB OUT: HAYDEN, ANGEL			
04:37	SUB IN: SIDNEY, ERYKA			
04:37	REBOUND (OFF) by TEAM			
04:37	TURNOVER (LANEVIOLATION) by DEGRATE, ERIN			
04:26				MISSED LAYUP by ASBERRY, JA'MEE
04:17	REBOUND (DEF) by SANDERS, ZURI			
04:16	MISSED 3PTR by GOODSON, SYDNEY			
04:13				REBOUND (DEF) by DE LAPP, KASSIDY
03:52		24-14	H 10	GOOD! JUMPER by GRAY, VIVIAN
03:52				ASSIST by MILLER, BRAXTIN
03:25	MISSED JUMPER by SIDNEY, ERYKA			
03:22				REBOUND (DEF) by GRAY, VIVIAN
03:06		26-14	H 12	GOOD! JUMPER by GRAY, VIVIAN [FB/PNT]
03:06				ASSIST by ASBERRY, JA'MEE
03:04	TIMEOUT 30SEC			

Time	VISITORS: Texas Tech	Score	Margin	HOME: Oklahoma St.
03:04				SUB OUT: DE LAPP, KASSIDY
03:04				SUB IN: GNANOU, MARIAM
02:56				FOUL (PERSONAL) by WINCHESTER, ABBIE
02:56	GOOD! FT by DEGRATE, ERIN	26-15	H 11	
02:56				SUB OUT: WINCHESTER, ABBIE
02:56				SUB IN: JONES, LATASHIA
02:56	GOOD! FT by DEGRATE, ERIN	26-16	H 10	
02:24				MISSED 3PTR by GRAY, VIVIAN
02:20	REBOUND (DEF) by CARR, CHRISLYN			
02:13	MISSED JUMPER by SIDNEY, ERYKA			
02:13	REBOUND (OFF) by GOODSON, SYDNEY			
02:13				SUB OUT: ASBERRY, JA'MEE
02:13				SUB IN: HOBBS, JADEN
02:13	SUB OUT: SIDNEY, ERYKA			
02:13	SUB IN: HAYDEN, ANGEL			
01:53	TURNOVER (BADPASS) by HAYDEN, ANGEL			
01:53				STEAL by GRAY, VIVIAN
01:53	FOUL (PERSONAL) by DEGRATE, ERIN			
01:30		28-16	H 12	GOOD! JUMPER by JONES, LATASHIA
01:30				ASSIST by MILLER, BRAXTIN
01:06	MISSED 3PTR by HAYDEN, ANGEL			
01:01	REBOUND (OFF) by HAYDEN, ANGEL			
01:01	TURNOVER (LOSTBALL) by HAYDEN, ANGEL			
01:01				STEAL by MILLER, BRAXTIN
00:39				MISSED JUMPER by MILLER, BRAXTIN
00:36	REBOUND (DEF) by DEGRATE, ERIN			
00:24	GOOD! 3PTR by CARR, CHRISLYN	28-19	H 9	
00:24	ASSIST by GOODSON, SYDNEY			
00:00				MISSED 3PTR by MILLER, BRAXTIN
00:00	REBOUND (DEF) by TEAM			

Texas Tech 19, Oklahoma St. 28

Points from (This Period)	TTU	OSU
In the Paint	4	4
Off Turns	3	4
2nd Chance	0	3
Fast Break	2	4
Bench	5	2

Official Box Score
Texas Tech vs Oklahoma St.
Second Half Statistics Only
January 12, 2019 at Gallagher-Iba Arena (Eddie Sutton Court) - Stillwater, Okla.



Texas Tech 38

No.	Player	S	Pts	FG	3FG	FT	OR	DR	TR	PF	A	TO	Blk	Stl	Min	+/-
01	DEGRATE, ERIN		2	1-1	0-0	0-0	0	3	3	1	1	1	1	0	7	4
02	GOODSON, SYDNEY		5	1-4	1-3	2-2	3	1	4	0	1	1	0	1	20	1
03	SIDNEY, ERYKA		2	1-4	0-3	0-0	0	0	0	0	2	1	0	1	16	-2
04	CARR, CHRISLYN		14	4-14	3-6	3-4	2	2	4	1	4	0	0	1	20	1
20	BREWER, BRITTANY		10	4-11	2-4	0-0	2	0	2	1	1	1	1	3	19	-1
23	HAYDEN, ANGEL		0	0-0	0-0	0-0	0	0	0	0	0	0	0	0	0	0
30	SANDERS, ZURI		5	2-3	0-0	1-2	2	3	5	3	1	0	0	0	17	2
	TEAM		0	0-0	0-0	0-0	1	2	3	0	0	0	0	0	0	0
TOTALS			38	13-37	6-16	6-8	10	11	21	6	10	4	2	6	99	

Shooting By Period

Period	FG	FG%	3FG	3FG%	FT	FT%
3rd Qtr	7-18	39%	3-8	38%	4-5	80%
4th Qtr	6-19	32%	3-8	38%	2-3	67%
2nd Half	13-37	35%	6-16	38%	6-8	75%
Game	20-67	29.9%	8-26	30.8%	9-14	64.3%

Last FG Half: TTU 4th-01:23

Oklahoma St. 37

No.	Player	S	Pts	FG	3FG	FT	OR	DR	TR	PF	A	TO	Blk	Stl	Min	+/-
01	DE LAPP, KASSIDY		2	1-1	0-0	0-0	1	5	6	1	0	1	0	0	14	-1
10	GERLICH, BRYN		0	0-0	0-0	0-0	0	0	0	0	0	0	0	0	0	0
12	GRAY, VIVIAN		16	5-11	1-1	5-5	2	1	3	0	4	5	0	1	20	-1
14	MILLER, BRAXTIN		15	6-12	3-6	0-0	0	0	0	1	1	1	1	0	20	-1
15	GNANOU, MARIAM		0	0-2	0-0	0-0	1	0	1	3	0	0	1	0	6	0
20	JONES, LATASHIA		2	1-3	0-0	0-0	1	5	6	2	1	0	0	0	20	-1
21	ASBERRY, JA'MEE		2	1-3	0-0	0-0	0	2	2	1	1	0	0	0	12	-6
23	HOBBS, JADEN		0	0-0	0-0	0-0	0	0	0	0	3	0	0	0	8	5
25	WINCHESTER, ABBIE		0	0-0	0-0	0-0	0	0	0	0	0	0	0	0	0	0
30	CASTRO, MARIA		0	0-0	0-0	0-0	0	0	0	0	0	0	0	0	0	0
	TEAM		0	0-0	0-0	0-0	2	1	3	0	0	0	0	0	0	0
TOTALS			37	14-32	4-7	5-5	7	14	21	8	10	7	2	1	99	

Shooting By Period

Period	FG	FG%	3FG	3FG%	FT	FT%
3rd Qtr	8-19	42%	3-5	60%	0-0	0%
4th Qtr	6-13	46%	1-2	50%	5-5	100%
2nd Half	14-32	44%	4-7	57%	5-5	100%
Game	26-66	39.4%	6-19	31.6%	7-7	100.0%

Last FG Half: OSU 4th-03:37

Game Notes:

Officials: Scott Yarbrough, Maj Forsberg, Bryan Enterline
 Attendance: 2018

Start Time: 2019-01-12 21:05:29
 End Time: 2019-01-12 22:55:06
 Game Duration: 109
 Conference Game;

Score	1st	2nd	3rd	4th	TOT
TTU	7	12	21	17	57
OSU	10	18	19	18	65

Points from (This Period)	TTU	OSU
In the Paint	12	12
Off Turns	8	4
2nd Chance	7	4
Fast Break	8	11
Bench	2	0

Official Box Score
Texas Tech vs Oklahoma St.
Third Quarter Statistics Only
January 12, 2019 at Gallagher-Iba Arena (Eddie Sutton Court) - Stillwater, Okla.



Texas Tech 38

No.	Player	S	Pts	FG	3FG	FT	OR	DR	TR	PF	A	TO	Blk	Stl	Min	+/-
02	GOODSON, SYDNEY		2	0-2	0-1	2-2	2	1	3	0	0	1	0	0	10	2
03	SIDNEY, ERYKA		0	0-1	0-1	0-0	0	0	0	0	1	1	0	0	8	1
04	CARR, CHRISLYN		6	2-6	1-2	1-1	2	2	4	0	2	0	0	0	10	2
20	BREWER, BRITTANY		8	3-7	2-4	0-0	0	0	0	0	0	0	1	3	10	2
30	SANDERS, ZURI		3	1-1	0-0	1-2	2	1	3	0	1	0	0	0	10	2
01	DEGRATE, ERIN		2	1-1	0-0	0-0	0	0	0	1	1	1	0	0	2	1
23	HAYDEN, ANGEL		0	0-0	0-0	0-0	0	0	0	0	0	0	0	0	0	0
TEAM							0	2	2	0						
TOTALS			21	7-18	3-8	4-5	6	6	12	1	5	3	1	3	50	

Shooting By Period

Period	FG	FG%	3FG	3FG%	FT	FT%
2nd Half	0-0	0%	0-0	0%	0-0	0%
Game	20-67	29.9%	8-26	30.8%	9-14	64.3%

Oklahoma St. 37

No.	Player	S	Pts	FG	3FG	FT	OR	DR	TR	PF	A	TO	Blk	Stl	Min	+/-
01	DE LAPP, KASSIDY		0	0-0	0-0	0-0	1	2	3	1	0	0	0	0	6	0
12	GRAY, VIVIAN		7	3-8	1-1	0-0	2	1	3	0	3	3	0	1	10	-2
14	MILLER, BRAXTIN		8	3-7	2-4	0-0	0	0	0	1	0	0	0	0	10	-2
20	JONES, LATASHIA		2	1-2	0-0	0-0	0	1	1	0	0	0	0	0	10	-2
21	ASBERRY, JA'MEE		2	1-1	0-0	0-0	0	1	1	1	1	0	0	0	8	-3
10	GERLICH, BRYN		0	0-0	0-0	0-0	0	0	0	0	0	0	0	0	0	0
15	GNANOU, MARIAM		0	0-1	0-0	0-0	1	0	1	2	0	0	0	0	4	-2
23	HOBBS, JADEN		0	0-0	0-0	0-0	0	0	0	0	1	0	0	0	2	1
25	WINCHESTER, ABBIE		0	0-0	0-0	0-0	0	0	0	0	0	0	0	0	0	0
30	CASTRO, MARIA		0	0-0	0-0	0-0	0	0	0	0	0	0	0	0	0	0
TEAM							1	0	1	0						
TOTALS			19	8-19	3-5	0-0	5	5	10	5	5	3	0	1	50	

Shooting By Period

Period	FG	FG%	3FG	3FG%	FT	FT%
2nd Half	0-0	0%	0-0	0%	0-0	0%
Game	26-66	39.4%	6-19	31.6%	7-7	100.0%

Game Notes:

Officials: **Scott Yarbrough, Maj Forsberg, Bryan Enterline**
 Attendance: **2018**

Start Time: **2019-01-12 21:05:29**
 End Time: **2019-01-12 22:55:06**
 Game Duration: **109**
 Conference Game;

Score	1st	2nd	3rd	4th	TOT
TTU	7	12	21	17	57
OSU	10	18	19	18	65

Points from (This Period)	TTU	OSU
In the Paint	6	4
Off Turns	3	2
2nd Chance	7	4
Fast Break	3	8
Bench	2	0

Official Play-By-Play
Texas Tech vs Oklahoma St.
Third Quarter

January 12, 2019 at Gallagher-Iba Arena (Eddie Sutton Court) - Stillwater, Okla.



Period 3

Starters:

Texas Tech: 2 GOODSON, SYDNEY; 3 SIDNEY, ERYKA; 4 CARR, CHRISLYN; 20 BREWER, BRITTANY; 30 SANDERS, ZURI;

Oklahoma St.: 1 DE LAPP, KASSIDY; 12 GRAY, VIVIAN; 14 MILLER, BRAXTIN; 20 JONES, LATASHIA; 21 ASBERRY, JA'MEE;

Time	VISITORS: Texas Tech	Score	Margin	HOME: Oklahoma St.
09:54	MISSED 3PTR by BREWER, BRITTANY			
09:50				REBOUND (DEF) by DE LAPP, KASSIDY
09:42				MISSED JUMPER by JONES, LATASHIA
09:41	REBOUND (DEF) by TEAM			
09:28	MISSED LAYUP by CARR, CHRISLYN			
09:26	REBOUND (OFF) by CARR, CHRISLYN			
09:19	GOOD! LAYUP by DEGRATE, ERIN	28-21	H 7	
09:19	ASSIST by SANDERS, ZURI			
08:58				MISSED JUMPER by MILLER, BRAXTIN
08:53				REBOUND (OFF) by GRAY, VIVIAN
08:51				MISSED LAYUP by GRAY, VIVIAN
08:49				REBOUND (OFF) by DE LAPP, KASSIDY
08:41		30-21	H 9	GOOD! LAYUP by JONES, LATASHIA
08:41				ASSIST by GRAY, VIVIAN
08:25	MISSED 3PTR by BREWER, BRITTANY			
08:22				REBOUND (DEF) by ASBERRY, JA'MEE
08:16		32-21	H 11	GOOD! JUMPER by ASBERRY, JA'MEE [FB]
07:57	GOOD! 3PTR by CARR, CHRISLYN	32-24	H 8	
07:57	ASSIST by DEGRATE, ERIN			
07:51				MISSED 3PTR by MILLER, BRAXTIN
07:46	REBOUND (DEF) by CARR, CHRISLYN			
07:36	FOUL (OFF) by DEGRATE, ERIN			
07:36	TURNOVER (OFFENSIVE) by DEGRATE, ERIN			
07:36	SUB OUT: DEGRATE, ERIN			
07:36	SUB IN: SIDNEY, ERYKA			
07:20				MISSED JUMPER by GRAY, VIVIAN
07:16	REBOUND (DEF) by SANDERS, ZURI			
07:14	GOOD! LAYUP by CARR, CHRISLYN [FB]	32-26	H 6	
07:14				FOUL (PERSONAL) by MILLER, BRAXTIN
07:14	GOOD! FT by CARR, CHRISLYN [FB]	32-27	H 5	
06:54		35-27	H 8	GOOD! 3PTR by MILLER, BRAXTIN
06:24	TURNOVER (BADPASS) by SIDNEY, ERYKA			
06:24				STEAL by GRAY, VIVIAN
06:18				TURNOVER (LOSTBALL) by GRAY, VIVIAN
06:18	STEAL by BREWER, BRITTANY			
06:18				FOUL (PERSONAL) by DE LAPP, KASSIDY
06:18	MISSED FT by SANDERS, ZURI			
06:18	REBOUND (OFF) by TEAM			
06:18				SUB OUT: DE LAPP, KASSIDY
06:18				SUB IN: GNANOU, MARIAM
06:18	GOOD! FT by SANDERS, ZURI	35-28	H 7	
06:00		37-28	H 9	GOOD! JUMPER by MILLER, BRAXTIN
06:00				ASSIST by GRAY, VIVIAN
05:48				FOUL (PERSONAL) by GNANOU, MARIAM
05:48				FOUL (PERSONAL) by GNANOU, MARIAM
05:41	MISSED JUMPER by BREWER, BRITTANY			
05:37	REBOUND (OFF) by GOODSON, SYDNEY			
05:37	MISSED LAYUP by GOODSON, SYDNEY			
05:30	REBOUND (OFF) by SANDERS, ZURI			
05:30	GOOD! LAYUP by SANDERS, ZURI	37-30	H 7	
05:25				MISSED LAYUP by GRAY, VIVIAN
05:20	REBOUND (DEF) by CARR, CHRISLYN			
05:18	MISSED LAYUP by CARR, CHRISLYN			
05:15				REBOUND (DEF) by GRAY, VIVIAN
05:02				MISSED JUMPER by GNANOU, MARIAM
05:02	BLOCK by BREWER, BRITTANY			
05:02				REBOUND (OFF) by TEAM
05:00				
04:52				TURNOVER (LOSTBALL) by GRAY, VIVIAN
04:52	STEAL by BREWER, BRITTANY			
04:37	GOOD! JUMPER by BREWER, BRITTANY	37-32	H 5	
04:37	ASSIST by SIDNEY, ERYKA			
04:15				MISSED 3PTR by MILLER, BRAXTIN
04:12				REBOUND (OFF) by GNANOU, MARIAM
04:00		39-32	H 7	GOOD! JUMPER by GRAY, VIVIAN
03:37	MISSED 3PTR by GOODSON, SYDNEY			
03:33	REBOUND (OFF) by SANDERS, ZURI			
03:20	GOOD! 3PTR by BREWER, BRITTANY	39-35	H 4	
03:20	ASSIST by CARR, CHRISLYN			
03:02				TURNOVER (BADPASS) by GRAY, VIVIAN

Time	VISITORS: Texas Tech	Score	Margin	HOME: Oklahoma St.
03:02	STEAL by BREWER, BRITTANY			
02:54	MISSED 3PTR by CARR, CHRISLYN			
02:51	REBOUND (OFF) by CARR, CHRISLYN			
02:41	MISSED JUMPER by CARR, CHRISLYN			
02:38				REBOUND (DEF) by JONES, LATASHIA
02:35		42-35	H 7	GOOD! 3PTR by GRAY, VIVIAN [FB]
02:35				ASSIST by ASBERRY, JA'MEE
02:08				FOUL (PERSONAL) by ASBERRY, JA'MEE
02:08	GOOD! FT by GOODSON, SYDNEY	42-36	H 6	
02:08				SUB OUT: ASBERRY, JA'MEE
02:08				SUB IN: DE LAPP, KASSIDY
02:08				SUB OUT: GNANOU, MARIAM
02:08				SUB IN: HOBBS, JADEN
02:08	GOOD! FT by GOODSON, SYDNEY	42-37	H 5	
01:48				MISSED JUMPER by MILLER, BRAXTIN
01:45				REBOUND (OFF) by GRAY, VIVIAN
01:45				MISSED LAYUP by GRAY, VIVIAN
01:45	REBOUND (DEF) by TEAM			
01:32	TURNOVER (BADPASS) by GOODSON, SYDNEY			
01:17		44-37	H 7	GOOD! JUMPER by GRAY, VIVIAN [PNT]
01:17				ASSIST by HOBBS, JADEN
01:02	MISSED 3PTR by SIDNEY, ERYKA			
00:53	REBOUND (OFF) by GOODSON, SYDNEY			
00:40	MISSED JUMPER by BREWER, BRITTANY			
00:36				REBOUND (DEF) by DE LAPP, KASSIDY
00:31		47-37	H 10	GOOD! 3PTR by MILLER, BRAXTIN [FB]
00:31				ASSIST by GRAY, VIVIAN
00:14	GOOD! 3PTR by BREWER, BRITTANY	47-40	H 7	
00:14	ASSIST by CARR, CHRISLYN			
00:02				MISSED JUMPER by GRAY, VIVIAN
00:00	REBOUND (DEF) by GOODSON, SYDNEY			

Texas Tech 40, Oklahoma St. 47

Points from (This Period)	TTU	OSU
In the Paint	6	4
Off Turns	3	2
2nd Chance	7	4
Fast Break	3	8
Bench	2	0

Official Box Score
Texas Tech vs Oklahoma St.
Fourth Quarter Statistics Only
January 12, 2019 at Gallagher-Iba Arena (Eddie Sutton Court) - Stillwater, Okla.



Texas Tech 17

No.	Player	S	Pts	FG	3FG	FT	OR	DR	TR	PF	A	TO	Blk	Stl	Min	+/-
02	GOODSON, SYDNEY		3	1-2	1-2	0-0	1	0	1	0	1	0	0	1	10	-1
03	SIDNEY, ERYKA		2	1-3	0-2	0-0	0	0	0	0	1	0	0	1	8	-3
04	CARR, CHRISLYN		8	2-8	2-4	2-3	0	0	0	1	2	0	0	1	10	-1
20	BREWER, BRITTANY		2	1-4	0-0	0-0	2	0	2	1	1	1	0	0	9	-3
30	SANDERS, ZURI		2	1-2	0-0	0-0	0	2	2	3	0	0	0	0	7	0
01	DEGRATE, ERIN		0	0-0	0-0	0-0	0	3	3	0	0	0	1	0	5	3
23	HAYDEN, ANGEL		0	0-0	0-0	0-0	0	0	0	0	0	0	0	0	0	0
TEAM							1	0	1	0						
TOTALS			17	6-19	3-8	2-3	4	5	9	5	5	1	1	3	49	

Shooting By Period

Period	FG	FG%	3FG	3FG%	FT	FT%
Game	20-67	29.9%	8-26	30.8%	9-14	64.3%

Oklahoma St. 18

No.	Player	S	Pts	FG	3FG	FT	OR	DR	TR	PF	A	TO	Blk	Stl	Min	+/-
01	DE LAPP, KASSIDY		2	1-1	0-0	0-0	0	3	3	0	0	1	0	0	8	-1
12	GRAY, VIVIAN		9	2-3	0-0	5-5	0	0	0	0	1	2	0	0	10	1
14	MILLER, BRAXTIN		7	3-5	1-2	0-0	0	0	0	0	1	1	1	0	10	1
20	JONES, LATASHIA		0	0-1	0-0	0-0	1	4	5	2	1	0	0	0	10	1
21	ASBERRY, JA'MEE		0	0-2	0-0	0-0	0	1	1	0	0	0	0	0	4	-3
10	GERLICH, BRYN		0	0-0	0-0	0-0	0	0	0	0	0	0	0	0	0	0
15	GNANOU, MARIAM		0	0-1	0-0	0-0	0	0	0	1	0	0	1	0	2	2
23	HOBBS, JADEN		0	0-0	0-0	0-0	0	0	0	0	2	0	0	0	6	4
25	WINCHESTER, ABBIE		0	0-0	0-0	0-0	0	0	0	0	0	0	0	0	0	0
30	CASTRO, MARIA		0	0-0	0-0	0-0	0	0	0	0	0	0	0	0	0	0
TEAM							1	1	2	0						
TOTALS			18	6-13	1-2	5-5	2	9	11	3	5	4	2	0	49	

Shooting By Period

Period	FG	FG%	3FG	3FG%	FT	FT%
Game	26-66	39.4%	6-19	31.6%	7-7	100.0%

Game Notes:

Officials: Scott Yarbrough, Maj Forsberg, Bryan Enterline
 Attendance: 2018

Start Time: 2019-01-12 21:05:29
 End Time: 2019-01-12 22:55:06
 Game Duration: 109
 Conference Game;

Score	1st	2nd	3rd	4th	TOT
TTU	7	12	21	17	57
OSU	10	18	19	18	65

Points from (This Period)	TTU	OSU
In the Paint	6	8
Off Turns	5	2
2nd Chance	0	0
Fast Break	5	3
Bench	0	0

**Official Play-By-Play
Texas Tech vs Oklahoma St.
Fourth Quarter**

January 12, 2019 at Gallagher-Iba Arena (Eddie Sutton Court) - Stillwater, Okla.



Period 4

Starters:

Texas Tech: 2 GOODSON, SYDNEY; 3 SIDNEY, ERYKA; 4 CARR, CHRISLYN; 20 BREWER, BRITTANY; 30 SANDERS, ZURI;

Oklahoma St.: 1 DE LAPP, KASSIDY; 12 GRAY, VIVIAN; 14 MILLER, BRAXTIN; 20 JONES, LATASHIA; 21 ASBERRY, JA'MEE;

Time	VISITORS: Texas Tech	Score	Margin	HOME: Oklahoma St.
09:34				TURNOVER (BADPASS) by GRAY, VIVIAN
09:34	STEAL by SIDNEY, ERYKA			
09:19	GOOD! 3PTR by CARR, CHRISLYN	47-43	H 4	
09:19	ASSIST by BREWER, BRITTANY			
08:54		49-43	H 6	GOOD! JUMPER by GRAY, VIVIAN
08:54				ASSIST by MILLER, BRAXTIN
08:36	MISSED 3PTR by CARR, CHRISLYN			
08:32				REBOUND (DEF) by DE LAPP, KASSIDY
08:22		52-43	H 9	GOOD! 3PTR by MILLER, BRAXTIN
08:22				ASSIST by HOBBS, JADEN
08:19	TIMEOUT 30SEC			
07:57	MISSED JUMPER by BREWER, BRITTANY			
07:52	REBOUND (OFF) by BREWER, BRITTANY			
07:51	MISSED JUMPER by BREWER, BRITTANY			
07:46				REBOUND (DEF) by JONES, LATASHIA
07:46		54-43	H 11	GOOD! LAYUP by GRAY, VIVIAN [FB]
07:46				ASSIST by HOBBS, JADEN
07:46	FOUL (PERSONAL) by BREWER, BRITTANY			
07:46		55-43	H 12	GOOD! FT by GRAY, VIVIAN [FB]
07:18	MISSED 3PTR by GOODSON, SYDNEY			
07:14				REBOUND (DEF) by JONES, LATASHIA
07:06				MISSED JUMPER by GRAY, VIVIAN
07:03	REBOUND (DEF) by SANDERS, ZURI			
06:54	GOOD! 3PTR by CARR, CHRISLYN	55-46	H 9	
06:54	ASSIST by SIDNEY, ERYKA			
06:52	SUB OUT: SANDERS, ZURI			
06:52	SUB IN: DEGRATE, ERIN			
06:40		57-46	H 11	GOOD! JUMPER by MILLER, BRAXTIN [PNT]
06:40				ASSIST by GRAY, VIVIAN
06:09	GOOD! LAYUP by SIDNEY, ERYKA	57-48	H 9	
05:58				MISSED 3PTR by MILLER, BRAXTIN
05:54	REBOUND (DEF) by DEGRATE, ERIN			
05:47	MISSED LAYUP by CARR, CHRISLYN			
05:42				REBOUND (DEF) by DE LAPP, KASSIDY
05:40				TURNOVER (BADPASS) by MILLER, BRAXTIN
05:40				SUB OUT: HOBBS, JADEN
05:40				SUB IN: ASBERRY, JA'MEE
05:29	MISSED JUMPER by CARR, CHRISLYN			
05:25	REBOUND (OFF) by GOODSON, SYDNEY			
05:25	MISSED 3PTR by SIDNEY, ERYKA			
05:21				REBOUND (DEF) by ASBERRY, JA'MEE
05:18				MISSED LAYUP by ASBERRY, JA'MEE
05:13	REBOUND (DEF) by DEGRATE, ERIN			
05:08	GOOD! 3PTR by GOODSON, SYDNEY [FB]	57-51	H 6	
05:08	ASSIST by CARR, CHRISLYN			
04:46		59-51	H 8	GOOD! LAYUP by DE LAPP, KASSIDY
04:46				ASSIST by JONES, LATASHIA
04:21				SUB OUT: DE LAPP, KASSIDY
04:21				SUB IN: GNANOU, MARIAM
04:21	SUB OUT: DEGRATE, ERIN			
04:21	SUB IN: SANDERS, ZURI			
04:10	MISSED JUMPER by SANDERS, ZURI			
04:08	REBOUND (OFF) by BREWER, BRITTANY			
04:08				FOUL (PERSONAL) by JONES, LATASHIA
04:06	TURNOVER (BADPASS) by BREWER, BRITTANY			
03:37		61-51	H 10	GOOD! JUMPER by MILLER, BRAXTIN [PNT]
03:17	MISSED JUMPER by BREWER, BRITTANY			
03:17				BLOCK by GNANOU, MARIAM
03:11				REBOUND (DEF) by JONES, LATASHIA
03:00				MISSED LAYUP by GNANOU, MARIAM
02:58				REBOUND (OFF) by TEAM
02:58	SUB OUT: BREWER, BRITTANY			
02:58	SUB IN: DEGRATE, ERIN			
02:51				MISSED JUMPER by MILLER, BRAXTIN
02:47				REBOUND (OFF) by JONES, LATASHIA
02:47				MISSED LAYUP by JONES, LATASHIA
02:47	REBOUND (DEF) by SANDERS, ZURI			
02:47				FOUL (PERSONAL) by GNANOU, MARIAM
02:47				SUB OUT: GNANOU, MARIAM

Time	VISITORS: Texas Tech	Score	Margin	HOME: Oklahoma St.
02:47				SUB IN: DE LAPP, KASSIDY
02:19	GOOD! LAYUP by SANDERS, ZURI	61-53	H 8	
02:19	ASSIST by CARR, CHRISLYN			
02:03	FOUL (PERSONAL) by CARR, CHRISLYN			
02:03	SUB OUT: SIDNEY, ERYKA			
02:03	SUB IN: BREWER, BRITTANY			
01:35				MISSED LAYUP by ASBERRY, JA'MEE
01:35	BLOCK by DEGRATE, ERIN			
01:30	REBOUND (DEF) by DEGRATE, ERIN			
01:29	MISSED LAYUP by CARR, CHRISLYN			
01:23				REBOUND (DEF) by DE LAPP, KASSIDY
01:23				TURNOVER (LOSTBALL) by DE LAPP, KASSIDY
01:23	STEAL by GOODSON, SYDNEY			
01:23	GOOD! LAYUP by BREWER, BRITTANY [FB]	61-55	H 6	
01:23	ASSIST by GOODSON, SYDNEY			
01:23				SUB OUT: ASBERRY, JA'MEE
01:23				SUB IN: HOBBS, JADEN
01:04	FOUL (PERSONAL) by SANDERS, ZURI			
01:04		62-55	H 7	GOOD! FT by GRAY, VIVIAN
01:04		63-55	H 8	GOOD! FT by GRAY, VIVIAN
00:48				FOUL (PERSONAL) by JONES, LATASHIA
00:48	MISSED FT by CARR, CHRISLYN			
00:48	REBOUND (OFF) by TEAM			
00:48	GOOD! FT by CARR, CHRISLYN	63-56	H 7	
00:48	GOOD! FT by CARR, CHRISLYN	63-57	H 6	
00:48				TIMEOUT 30SEC
00:42	FOUL (PERSONAL) by SANDERS, ZURI			
00:39	FOUL (PERSONAL) by SANDERS, ZURI			
00:39	SUB OUT: SANDERS, ZURI			
00:39	SUB IN: SIDNEY, ERYKA			
00:39		64-57	H 7	GOOD! FT by GRAY, VIVIAN
00:39		65-57	H 8	GOOD! FT by GRAY, VIVIAN
00:30	MISSED LAYUP by CARR, CHRISLYN			
00:30				BLOCK by MILLER, BRAXTIN
00:30	REBOUND (OFF) by TEAM			
00:26	MISSED 3PTR by SIDNEY, ERYKA			
00:21				REBOUND (DEF) by JONES, LATASHIA
00:17				TURNOVER (BADPASS) by GRAY, VIVIAN
00:17	STEAL by CARR, CHRISLYN			
00:13	MISSED 3PTR by CARR, CHRISLYN			
00:13				REBOUND (DEF) by TEAM
00:13				TIMEOUT 30SEC

Texas Tech 57, Oklahoma St. 65

Points from (This Period)	TTU	OSU
In the Paint	6	8
Off Turns	5	2
2nd Chance	0	0
Fast Break	5	3
Bench	0	0

**Official Scoring/Possession Reference Chart
Texas Tech vs Oklahoma St.
Period 1**



January 12, 2019 at Gallagher-Iba Arena (Eddie Sutton Court) - Stillwater, Okla.

Period 1

Starters:

Texas Tech: 2 GOODSON, SYDNEY; 3 SIDNEY, ERYKA; 4 CARR, CHRISLYN; 20 BREWER, BRITTANY; 30 SANDERS, ZURI;
Oklahoma St.: 1 DE LAPP, KASSIDY; 12 GRAY, VIVIAN; 14 MILLER, BRAXTIN; 20 JONES, LATASHIA; 21 ASBERRY, JA'MEE;

Time	VISITORS: Texas Tech	Score	Margin	HOME: Oklahoma St.
07:43		1-0	H 1	GOOD! FT by GRAY, VIVIAN
07:43		2-0	H 2	GOOD! FT by GRAY, VIVIAN
05:48		4-0	H 4	GOOD! JUMPER by ASBERRY, JA'MEE
03:50	GOOD! LAYUP by DEGRATE, ERIN	4-2	H 2	
03:15	GOOD! 3PTR by GOODSON, SYDNEY	4-5	V 1	
02:06	GOOD! LAYUP by DEGRATE, ERIN	4-7	V 3	
01:24		6-7	V 1	GOOD! JUMPER by MILLER, BRAXTIN
00:43		8-7	H 1	GOOD! JUMPER by GRAY, VIVIAN [PNT]
00:04		10-7	H 3	GOOD! JUMPER by GRAY, VIVIAN

Texas Tech 7, Oklahoma St. 10

**Official Scoring/Possession Reference Chart
Texas Tech vs Oklahoma St.
Period 2**



January 12, 2019 at Gallagher-Iba Arena (Eddie Sutton Court) - Stillwater, Okla.

Period 2

Starters:

Texas Tech: 2 GOODSON, SYDNEY; 3 SIDNEY, ERYKA; 4 CARR, CHRISLYN; 20 BREWER, BRITTANY; 30 SANDERS, ZURI;
Oklahoma St.: 1 DE LAPP, KASSIDY; 12 GRAY, VIVIAN; 14 MILLER, BRAXTIN; 20 JONES, LATASHIA; 21 ASBERRY, JA'MEE;

Time	VISITORS: Texas Tech	Score	Margin	HOME: Oklahoma St.
09:51	GOOD! JUMPER by CARR, CHRISLYN	10-9	H 1	
09:13		12-9	H 3	GOOD! LAYUP by GNANOU, MARIAM [FB]
08:30	GOOD! FT by DEGRATE, ERIN	12-10	H 2	
08:13		14-10	H 4	GOOD! JUMPER by JONES, LATASHIA
07:55	GOOD! JUMPER by DEGRATE, ERIN [PNT]	14-12	H 2	
07:19		16-12	H 4	GOOD! JUMPER by MILLER, BRAXTIN
06:37	GOOD! LAYUP by CARR, CHRISLYN [FB]	16-14	H 2	
06:27		19-14	H 5	GOOD! 3PTR by ASBERRY, JA'MEE
05:27		22-14	H 8	GOOD! 3PTR by MILLER, BRAXTIN
03:52		24-14	H 10	GOOD! JUMPER by GRAY, VIVIAN
03:06		26-14	H 12	GOOD! JUMPER by GRAY, VIVIAN [FB/PNT]
02:56	GOOD! FT by DEGRATE, ERIN	26-15	H 11	
02:56	GOOD! FT by DEGRATE, ERIN	26-16	H 10	
01:30		28-16	H 12	GOOD! JUMPER by JONES, LATASHIA
00:24	GOOD! 3PTR by CARR, CHRISLYN	28-19	H 9	

Texas Tech 19, Oklahoma St. 28

**Official Scoring/Possession Reference Chart
Texas Tech vs Oklahoma St.
Period 3**



January 12, 2019 at Gallagher-Iba Arena (Eddie Sutton Court) - Stillwater, Okla.

Period 3

Starters:

Texas Tech: 2 GOODSON, SYDNEY; 3 SIDNEY, ERYKA; 4 CARR, CHRISLYN; 20 BREWER, BRITTANY; 30 SANDERS, ZURI;
Oklahoma St.: 1 DE LAPP, KASSIDY; 12 GRAY, VIVIAN; 14 MILLER, BRAXTIN; 20 JONES, LATASHIA; 21 ASBERRY, JA'MEE;

Time	VISITORS: Texas Tech	Score	Margin	HOME: Oklahoma St.
09:19	GOOD! LAYUP by DEGRATE, ERIN	28-21	H 7	
08:41		30-21	H 9	GOOD! LAYUP by JONES, LATASHIA
08:16		32-21	H 11	GOOD! JUMPER by ASBERRY, JA'MEE [FB]
07:57	GOOD! 3PTR by CARR, CHRISLYN	32-24	H 8	
07:14	GOOD! LAYUP by CARR, CHRISLYN [FB]	32-26	H 6	
07:14	GOOD! FT by CARR, CHRISLYN [FB]	32-27	H 5	
06:54		35-27	H 8	GOOD! 3PTR by MILLER, BRAXTIN
06:18	GOOD! FT by SANDERS, ZURI	35-28	H 7	
06:00		37-28	H 9	GOOD! JUMPER by MILLER, BRAXTIN
05:30	GOOD! LAYUP by SANDERS, ZURI	37-30	H 7	
04:37	GOOD! JUMPER by BREWER, BRITTANY	37-32	H 5	
04:00		39-32	H 7	GOOD! JUMPER by GRAY, VIVIAN
03:20	GOOD! 3PTR by BREWER, BRITTANY	39-35	H 4	
02:35		42-35	H 7	GOOD! 3PTR by GRAY, VIVIAN [FB]
02:08	GOOD! FT by GOODSON, SYDNEY	42-36	H 6	
02:08	GOOD! FT by GOODSON, SYDNEY	42-37	H 5	
01:17		44-37	H 7	GOOD! JUMPER by GRAY, VIVIAN [PNT]
00:31		47-37	H 10	GOOD! 3PTR by MILLER, BRAXTIN [FB]
00:14	GOOD! 3PTR by BREWER, BRITTANY	47-40	H 7	

Texas Tech 40, Oklahoma St. 47

**Official Scoring/Possession Reference Chart
Texas Tech vs Oklahoma St.
Period 4**



January 12, 2019 at Gallagher-Iba Arena (Eddie Sutton Court) - Stillwater, Okla.

Period 4

Starters:

Texas Tech: 2 GOODSON, SYDNEY; 3 SIDNEY, ERYKA; 4 CARR, CHRISLYN; 20 BREWER, BRITTANY; 30 SANDERS, ZURI;
Oklahoma St.: 1 DE LAPP, KASSIDY; 12 GRAY, VIVIAN; 14 MILLER, BRAXTIN; 20 JONES, LATASHIA; 21 ASBERRY, JA'MEE;

Time	VISITORS: Texas Tech	Score	Margin	HOME: Oklahoma St.
09:19	GOOD! 3PTR by CARR, CHRISLYN	47-43	H 4	
08:54		49-43	H 6	GOOD! JUMPER by GRAY, VIVIAN
08:22		52-43	H 9	GOOD! 3PTR by MILLER, BRAXTIN
07:46		54-43	H 11	GOOD! LAYUP by GRAY, VIVIAN [FB]
07:46		55-43	H 12	GOOD! FT by GRAY, VIVIAN [FB]
06:54	GOOD! 3PTR by CARR, CHRISLYN	55-46	H 9	
06:40		57-46	H 11	GOOD! JUMPER by MILLER, BRAXTIN [PNT]
06:09	GOOD! LAYUP by SIDNEY, ERYKA	57-48	H 9	
05:08	GOOD! 3PTR by GOODSON, SYDNEY [FB]	57-51	H 6	
04:46		59-51	H 8	GOOD! LAYUP by DE LAPP, KASSIDY
03:37		61-51	H 10	GOOD! JUMPER by MILLER, BRAXTIN [PNT]
02:19	GOOD! LAYUP by SANDERS, ZURI	61-53	H 8	
01:23	GOOD! LAYUP by BREWER, BRITTANY [FB]	61-55	H 6	
01:04		62-55	H 7	GOOD! FT by GRAY, VIVIAN
01:04		63-55	H 8	GOOD! FT by GRAY, VIVIAN
00:48	GOOD! FT by CARR, CHRISLYN	63-56	H 7	
00:48	GOOD! FT by CARR, CHRISLYN	63-57	H 6	
00:39		64-57	H 7	GOOD! FT by GRAY, VIVIAN
00:39		65-57	H 8	GOOD! FT by GRAY, VIVIAN

Texas Tech 57, Oklahoma St. 65

**Official Substitutions Log
Texas Tech vs Oklahoma St.
Period 1**

January 12, 2019 at Gallagher-Iba Arena (Eddie Sutton Court) - Stillwater, Okla.



VISITORS: Texas Tech	Time	Score	HOME: Oklahoma St.
2 GOODSON, SYDNEY			1 DE LAPP, KASSIDY
3 SIDNEY, ERYKA			12 GRAY, VIVIAN
4 CARR, CHRISLYN			14 MILLER, BRAXTIN
20 BREWER, BRITTANY			20 JONES, LATASHIA
30 SANDERS, ZURI			21 ASBERRY, JA'MEE
SUB OUT: 20 BREWER, BRITTANY	06:47	0-2	
SUB IN: 1 DEGRATE, ERIN	06:47		
	05:57	0-2	SUB OUT: DE LAPP, KASSIDY
	05:57		SUB IN: GNANOU, MARIAM
	02:24	5-4	SUB OUT: GRAY, VIVIAN
	02:24		SUB IN: HOBBS, JADEN
	02:24		SUB OUT: GNANOU, MARIAM
	02:24		SUB IN: DE LAPP, KASSIDY
	02:24		SUB OUT: JONES, LATASHIA
	02:24		SUB IN: CASTRO, MARIA
	02:24		SUB OUT: ASBERRY, JA'MEE
	02:24		SUB IN: GERLICH, BRYN
	01:43	7-4	SUB OUT: DE LAPP, KASSIDY
	01:43		SUB IN: GNANOU, MARIAM
	00:57	7-6	SUB OUT: GERLICH, BRYN
	00:57		SUB IN: GRAY, VIVIAN
SUB OUT: 4 CARR, CHRISLYN	00:57		
SUB IN: 23 HAYDEN, ANGEL	00:57		
	00:18	7-8	SUB OUT: MILLER, BRAXTIN
	00:18		SUB IN: ASBERRY, JA'MEE

Texas Tech 7, Oklahoma St. 10

**Official Substitutions Log
Texas Tech vs Oklahoma St.
Period 2**



January 12, 2019 at Gallagher-Iba Arena (Eddie Sutton Court) - Stillwater, Okla.

VISITORS: Texas Tech	Time	Score	HOME: Oklahoma St.
2 GOODSON, SYDNEY			1 DE LAPP, KASSIDY
3 SIDNEY, ERYKA			12 GRAY, VIVIAN
4 CARR, CHRISLYN			14 MILLER, BRAXTIN
20 BREWER, BRITTANY			20 JONES, LATASHIA
30 SANDERS, ZURI			21 ASBERRY, JA'MEE
	08:33	9-12	SUB OUT: HOBBS, JADEN
	08:33		SUB IN: MILLER, BRAXTIN
SUB OUT: 3 SIDNEY, ERYKA	07:35	12-14	
SUB IN: 23 HAYDEN, ANGEL	07:35		
	07:02	12-16	SUB OUT: GNANOU, MARIAM
	07:02		SUB IN: WINCHESTER, ABBIE
	07:02		SUB OUT: JONES, LATASHIA
	07:02		SUB IN: DE LAPP, KASSIDY
SUB OUT: 23 HAYDEN, ANGEL	04:37	14-22	
SUB IN: 3 SIDNEY, ERYKA	04:37		
	03:04	14-26	SUB OUT: DE LAPP, KASSIDY
	03:04		SUB IN: GNANOU, MARIAM
	02:56	15-26	SUB OUT: WINCHESTER, ABBIE
	02:56		SUB IN: JONES, LATASHIA
	02:13	16-26	SUB OUT: ASBERRY, JA'MEE
	02:13		SUB IN: HOBBS, JADEN
SUB OUT: 3 SIDNEY, ERYKA	02:13		
SUB IN: 23 HAYDEN, ANGEL	02:13		

Texas Tech 19, Oklahoma St. 28

**Official Substitutions Log
Texas Tech vs Oklahoma St.
Period 3**

January 12, 2019 at Gallagher-Iba Arena (Eddie Sutton Court) - Stillwater, Okla.



VISITORS: Texas Tech	Time	Score	HOME: Oklahoma St.
2 GOODSON, SYDNEY			1 DE LAPP, KASSIDY
3 SIDNEY, ERYKA			12 GRAY, VIVIAN
4 CARR, CHRISLYN			14 MILLER, BRAXTIN
20 BREWER, BRITTANY			20 JONES, LATASHIA
30 SANDERS, ZURI			21 ASBERRY, JA'MEE
SUB OUT: 1 DEGRATE, ERIN	07:36	24-32	
SUB IN: 3 SIDNEY, ERYKA	07:36		
	06:18	27-35	SUB OUT: DE LAPP, KASSIDY
	06:18		SUB IN: GNANOU, MARIAM
	02:08	36-42	SUB OUT: ASBERRY, JA'MEE
	02:08		SUB IN: DE LAPP, KASSIDY
	02:08		SUB OUT: GNANOU, MARIAM
	02:08		SUB IN: HOBBS, JADEN

Texas Tech 40, Oklahoma St. 47

**Official Substitutions Log
Texas Tech vs Oklahoma St.
Period 4**

January 12, 2019 at Gallagher-Iba Arena (Eddie Sutton Court) - Stillwater, Okla.



VISITORS: Texas Tech	Time	Score	HOME: Oklahoma St.
2 GOODSON, SYDNEY			1 DE LAPP, KASSIDY
3 SIDNEY, ERYKA			12 GRAY, VIVIAN
4 CARR, CHRISLYN			14 MILLER, BRAXTIN
20 BREWER, BRITTANY			20 JONES, LATASHIA
30 SANDERS, ZURI			21 ASBERRY, JA'MEE
SUB OUT: 30 SANDERS, ZURI	06:52	46-55	
SUB IN: 1 DEGRATE, ERIN	06:52		
	05:40	48-57	SUB OUT: HOBBS, JADEN
	05:40		SUB IN: ASBERRY, JA'MEE
	04:21	51-59	SUB OUT: DE LAPP, KASSIDY
	04:21		SUB IN: GNANOU, MARIAM
SUB OUT: 1 DEGRATE, ERIN	04:21		
SUB IN: 30 SANDERS, ZURI	04:21		
SUB OUT: 20 BREWER, BRITTANY	02:58	51-61	
SUB IN: 1 DEGRATE, ERIN	02:58		
	02:47	51-61	SUB OUT: GNANOU, MARIAM
	02:47		SUB IN: DE LAPP, KASSIDY
SUB OUT: 3 SIDNEY, ERYKA	02:03	53-61	
SUB IN: 20 BREWER, BRITTANY	02:03		
	01:23	55-61	SUB OUT: ASBERRY, JA'MEE
	01:23		SUB IN: HOBBS, JADEN
SUB OUT: 30 SANDERS, ZURI	00:39	57-63	
SUB IN: 3 SIDNEY, ERYKA	00:39		

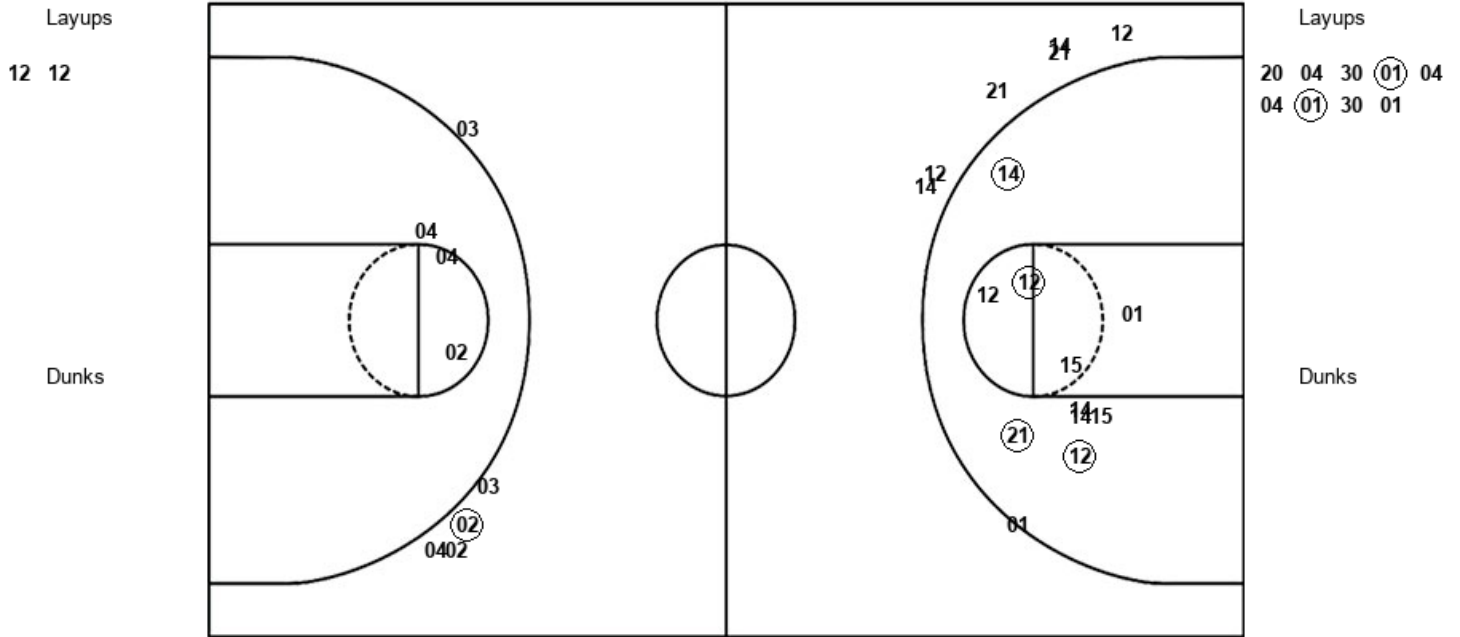
Texas Tech 57, Oklahoma St. 65

Official Shot Chart
Texas Tech vs Oklahoma St.
PERIOD 1 Shots
 January 12, 2019 at Gallagher-Iba Arena (Eddie Sutton Court) - Stillwater, Okla.



Oklahoma St.

Texas Tech



OSU : Period 1	Made	Att	Pct
Layups	0	2	00.0
Dunks	0	0	0
2PT Field Goals	4	13	30.8
3PT Field Goals	0	6	00.0
Total Field Goals	4	19	21.1

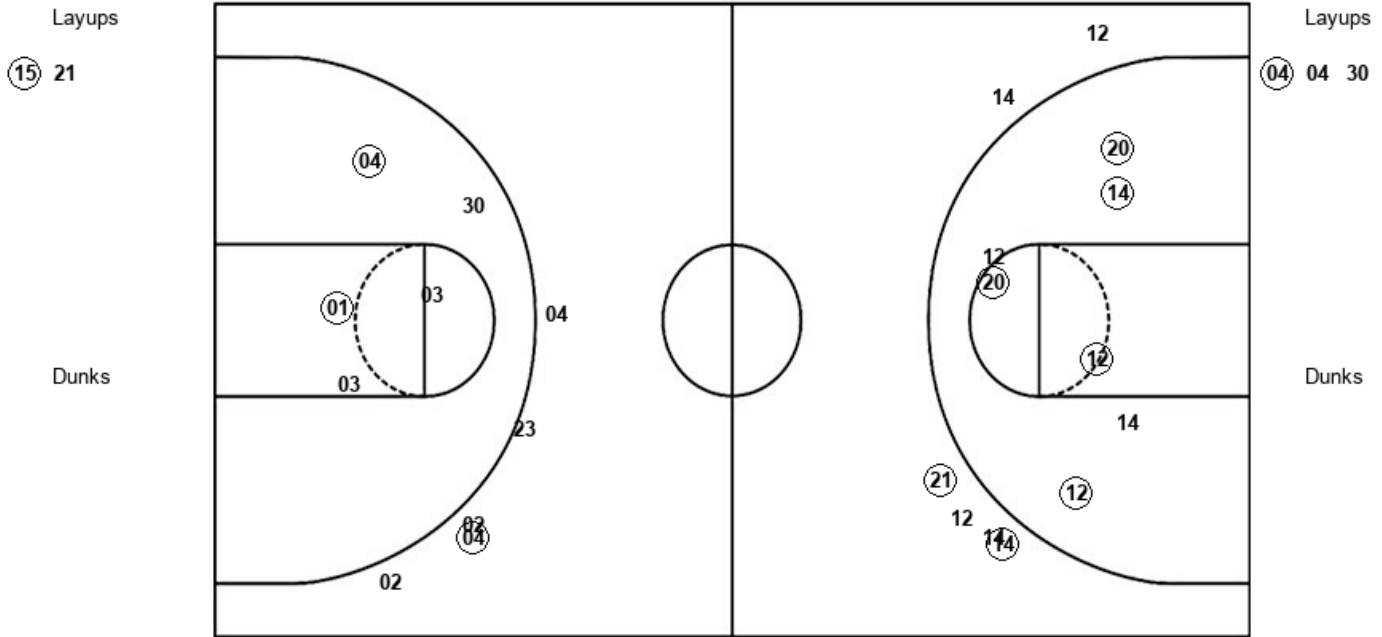
TTU : Period 1	Made	Att	Pct
Layups	2	9	22.2
Dunks	0	0	0
2PT Field Goals	2	12	16.7
3PT Field Goals	1	5	20.0
Total Field Goals	3	17	17.6

Official Shot Chart
Texas Tech vs Oklahoma St.
PERIOD 2 Shots
 January 12, 2019 at Gallagher-Iba Arena (Eddie Sutton Court) - Stillwater, Okla.



Oklahoma St.

Texas Tech



OSU : Period 2	Made	Att	Pct
Layups	1	2	50.0
Dunks	0	0	0
2PT Field Goals	6	9	66.7
3PT Field Goals	2	6	33.3
Total Field Goals	8	15	53.3

TTU : Period 2	Made	Att	Pct
Layups	1	3	33.3
Dunks	0	0	0
2PT Field Goals	3	8	37.5
3PT Field Goals	1	5	20.0
Total Field Goals	4	13	30.8

Official Shot Chart
Texas Tech vs Oklahoma St.
PERIOD 3 Shots
 January 12, 2019 at Gallagher-Iba Arena (Eddie Sutton Court) - Stillwater, Okla.



Oklahoma St.

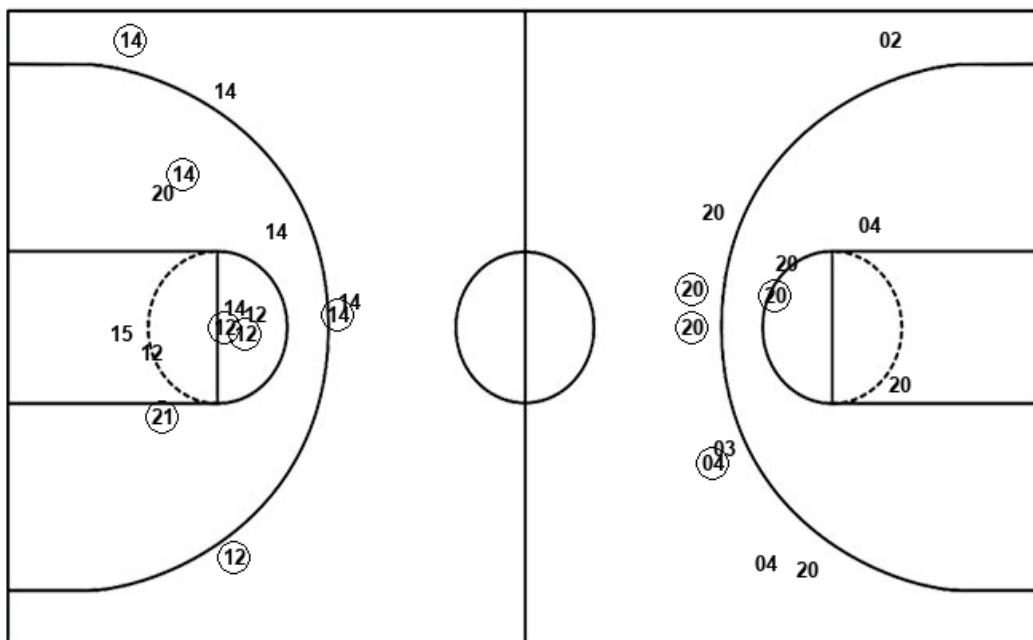
Texas Tech

Layups
 12 (20) 12 12

Layups
 04 (01) (04) 02 (30)
 04

Dunks

Dunks



OSU : Period 3	Made	Att	Pct
Layups	1	4	25.0
Dunks	0	0	0
2PT Field Goals	5	14	35.7
3PT Field Goals	3	5	60.0
Total Field Goals	8	19	42.1

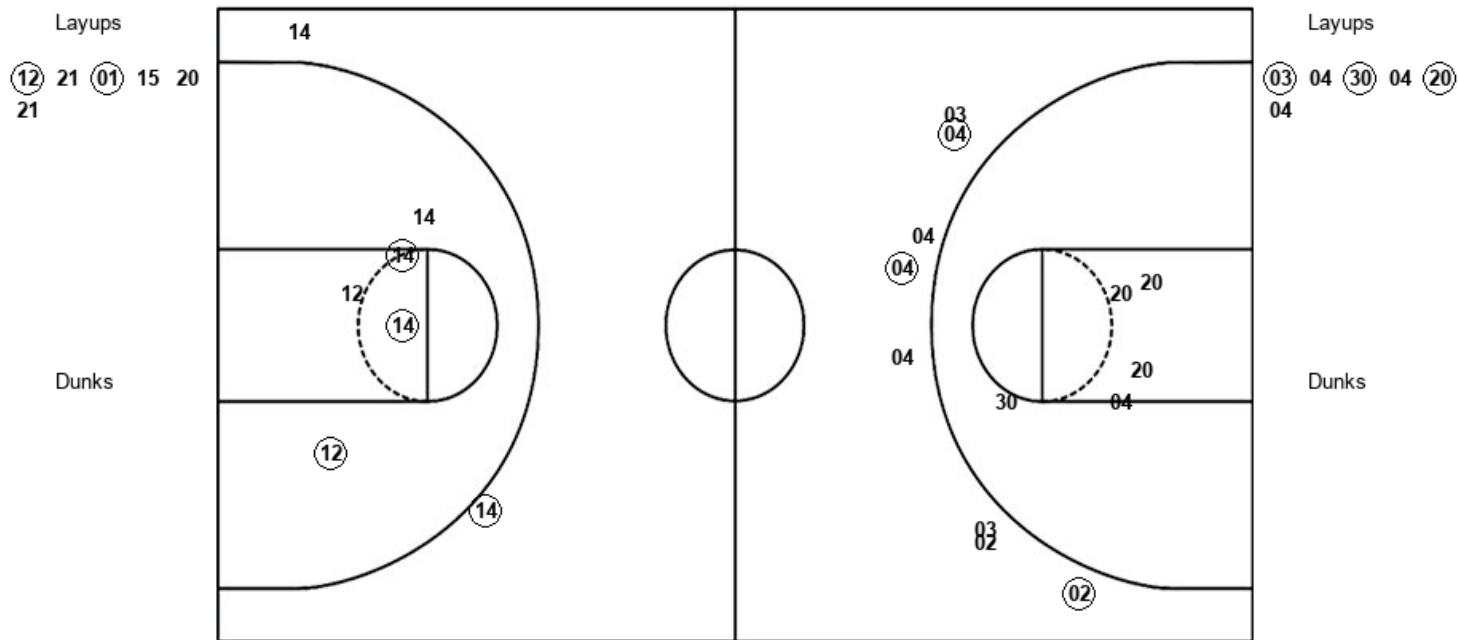
TTU : Period 3	Made	Att	Pct
Layups	3	6	50.0
Dunks	0	0	0
2PT Field Goals	4	10	40.0
3PT Field Goals	3	8	37.5
Total Field Goals	7	18	38.9

Official Shot Chart
Texas Tech vs Oklahoma St.
PERIOD 4 Shots
 January 12, 2019 at Gallagher-Iba Arena (Eddie Sutton Court) - Stillwater, Okla.



Oklahoma St.

Texas Tech



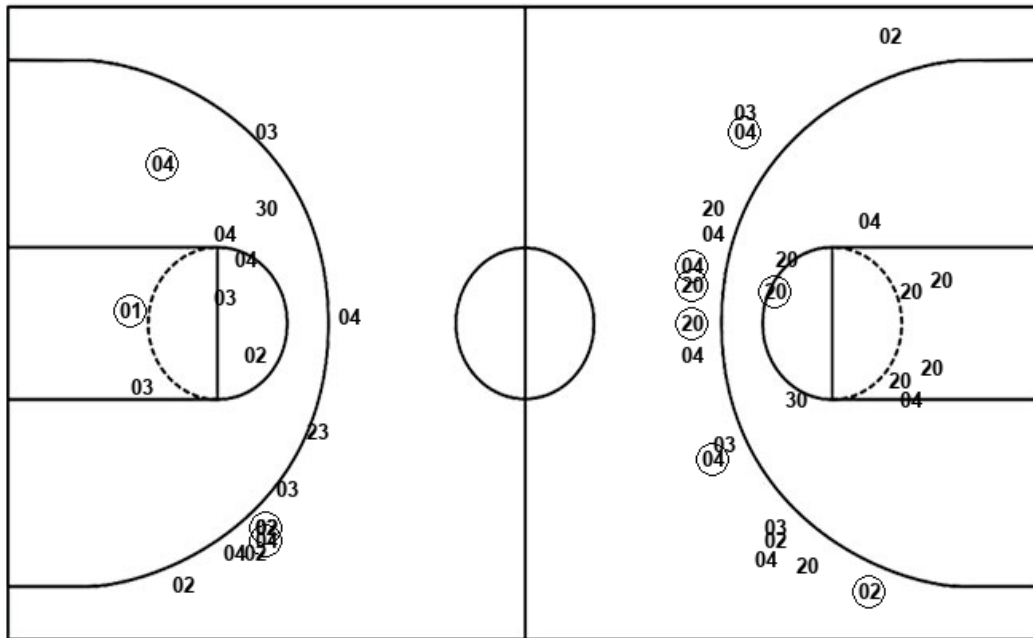
OSU : Period 4	Made	Att	Pct
Layups	2	6	33.3
Dunks	0	0	0
2PT Field Goals	5	11	45.5
3PT Field Goals	1	2	50.0
Total Field Goals	6	13	46.2

TTU : Period 4	Made	Att	Pct
Layups	3	6	50.0
Dunks	0	0	0
2PT Field Goals	3	11	27.3
3PT Field Goals	3	8	37.5
Total Field Goals	6	19	31.6

Official Shot Chart
Texas Tech vs Oklahoma St.
 Texas Tech Team Shots
 January 12, 2019 at Gallagher-Iba Arena (Eddie Sutton Court) - Stillwater, Okla.



Layups



Layups

20 04 30 (01) 04
 04 (01) 30 01 (04)
 04 30 04 (01) (04)
 02 (30) 04 (03) 04
 (30) 04 (20) 04

Dunks

Dunks

TTU : Period 1	Made	Att	Pct
Layups	2	9	22.2
Dunks	0	0	0
2PT Field Goals	2	12	16.7
3PT Field Goals	1	5	20.0
Total Field Goals	3	17	17.6

TTU : Period 2	Made	Att	Pct
Layups	1	3	33.3
Dunks	0	0	0
2PT Field Goals	3	8	37.5
3PT Field Goals	1	5	20.0
Total Field Goals	4	13	30.8

TTU : Period 3	Made	Att	Pct
Layups	3	6	50.0
Dunks	0	0	0
2PT Field Goals	4	10	40.0
3PT Field Goals	3	8	37.5
Total Field Goals	7	18	38.9

TTU : Period 4	Made	Att	Pct
Layups	3	6	50.0
Dunks	0	0	0
2PT Field Goals	3	11	27.3
3PT Field Goals	3	8	37.5
Total Field Goals	6	19	31.6

