

FINAL SCORE



Tennessee

76



Oklahoma St.

63

December 02, 2018 • Gallagher-Iba Arena (Eddie Sutton Court) - Stillwater, Oklahoma

FINAL STATISTICS

Official Box Score
Tennessee vs Oklahoma St.
Game Totals -- Final Statistics
December 02, 2018 at Gallagher-Iba Arena (Eddie Sutton Court) - Stillwater, Oklahoma



Tennessee 76

No.	Player	S	Pts	FG	3FG	FT	OR	DR	TR	PF	A	TO	Blk	Stl	Min	+/-
00	DAVIS, RENNIA		15	7-14	0-2	1-1	2	3	5	5	1	5	1	0	30	9
02	WESTBROOK, EVINA		29	12-15	1-2	4-5	0	2	2	4	3	2	0	2	33	23
10	JACKSON, MEME		7	3-8	1-6	0-0	3	2	5	2	2	1	1	4	38	13
14	GREEN, ZAA Y		15	6-14	1-4	2-4	1	4	5	4	2	4	1	1	28	15
15	GREEN, CHERIDENE		6	3-6	0-0	0-1	6	7	13	3	3	1	0	3	26	19
04	COLLINS, MIMI		0	0-1	0-0	0-0	0	1	1	1	0	0	0	0	10	-7
05	HARRIS, KAMERA		0	0-0	0-0	0-0	1	0	1	2	0	0	0	0	4	1
12	BURRELL, RAE		4	2-6	0-1	0-0	3	2	5	2	1	2	0	0	9	-8
13	MASSENGILL, JAZMINE		0	0-4	0-3	0-0	1	3	4	0	1	1	0	2	21	0
TEAM							2	2	4	0		1				
TOTALS			76	33-68	3-18	7-11	19	26	45	23	13	17	3	12	199	

Shooting By Period

Period	FG	FG%	3FG	3FG%	FT	FT%
1st Qtr	12-20	60%	1-4	25%	0-0	0%
2nd Qtr	7-18	39%	0-5	00%	1-2	50%
3rd Qtr	9-16	56%	2-5	40%	1-1	100%
4th Qtr	5-14	36%	0-4	00%	5-8	63%
1st Half	19-38	50%	1-9	11%	1-2	50%
2nd Half	14-30	47%	2-9	22%	6-9	67%
Game	33-68	48.5%	3-18	16.7%	7-11	63.6%

Last FG: 4th-01:43
 Biggest Run: 8-0
 Largest lead: By 14 at 4-09:38
 Technical Fouls: None.

Oklahoma St. 63

No.	Player	S	Pts	FG	3FG	FT	OR	DR	TR	PF	A	TO	Blk	Stl	Min	+/-
01	DE LAPP, KASSIDY		0	0-1	0-0	0-2	3	3	6	1	0	1	0	0	20	-6
12	GRAY, VIVIAN		14	5-17	1-3	3-4	2	3	5	0	1	3	1	3	40	-13
14	MILLER, BRAXTIN		29	8-17	2-4	11-16	2	3	5	3	5	2	0	1	39	-15
20	JONES, LATASHIA		3	1-4	0-3	1-2	3	3	6	2	2	4	0	0	33	-17
23	HOBBS, JADEN		12	4-8	4-6	0-0	1	2	3	2	3	5	1	1	33	-8
15	GNANOU, MARIAM		3	1-1	0-0	1-2	0	1	1	4	1	1	0	2	20	-7
21	ASBERRY, JA'MEE		0	0-2	0-1	0-0	0	0	0	0	1	1	0	0	8	-3
25	WINCHESTER, ABBIE		2	0-1	0-0	2-2	0	0	0	0	0	0	0	0	7	4
TEAM							1	1	2	0		0				
TOTALS			63	19-51	7-17	18-28	12	16	28	12	13	17	2	7	199	

Shooting By Period

Period	FG	FG%	3FG	3FG%	FT	FT%
1st Qtr	7-14	50%	3-6	50%	5-7	71%
2nd Qtr	7-13	54%	3-4	75%	4-7	57%
3rd Qtr	2-12	17%	0-3	00%	2-6	33%
4th Qtr	3-12	25%	1-4	25%	7-8	88%
1st Half	14-27	52%	6-10	60%	9-14	64%
2nd Half	5-24	21%	1-7	14%	9-14	64%
Game	19-51	37.3%	7-17	41.2%	18-28	64.3%

Last FG: 4th-05:20
 Biggest Run: 6-0
 Largest lead: By 3 at 2-00:30
 Technical Fouls: None.

Game Notes:

Officials: Tina Napier, Doug Knight, Julie Krommenhoek
 Attendance: 3493

Start Time: 2018-12-02 21:04:07
 End Time: 2018-12-02 22:55:38
 Game Duration: 111

Score	1st	2nd	3rd	4th	TOT
Ten	25	15	21	15	76
OSU	22	21	6	14	63

Ten led for 32:25. OSU led for 3:38.
 Game was tied for 3:46.
 Times tied: 12 Lead Changes: 4

Points from	Ten	OSU
In the Paint	48	18
Off Turns	20	13
2nd Chance	13	7
Fast Break	14	18
Bench	4	5

Official Box Score
Tennessee vs Oklahoma St.
First Half Statistics Only
December 02, 2018 at Gallagher-Iba Arena (Eddie Sutton Court) - Stillwater, Oklahoma



Tennessee 40

No.	Player	S	Pts	FG	3FG	FT	OR	DR	TR	PF	A	TO	Blk	Stl	Min	+/-
00	DAVIS, RENNIA		6	3-9	0-2	0-0	2	1	3	1	1	1	1	0	20	-3
02	WESTBROOK, EVINA		16	8-8	0-0	0-0	0	0	0	2	2	1	0	2	15	6
04	COLLINS, MIMI		0	0-1	0-0	0-0	0	1	1	1	0	0	0	0	10	-7
05	HARRIS, KAMERA		0	0-0	0-0	0-0	1	0	1	2	0	0	0	0	4	1
10	JACKSON, MEME		7	3-5	1-3	0-0	1	2	3	2	0	0	1	2	18	-3
12	BURRELL, RAE		2	1-4	0-1	0-0	2	0	2	0	1	0	0	0	4	-7
13	MASSENGILL, JAZMINE		0	0-2	0-2	0-0	0	0	0	0	0	0	0	1	6	-6
14	GREEN, ZAA Y		7	3-8	0-1	1-2	1	4	5	1	2	3	1	0	17	1
15	GREEN, CHERIDENE		2	1-1	0-0	0-0	0	2	2	2	1	1	0	0	6	3
	TEAM		0	0-0	0-0	0-0	2	1	3	0	0	1	0	0	0	
TOTALS			40	19-38	1-9	1-2	0	0	20	11	7	7	3	5	100	

Shooting By Period

Period	FG	FG%	3FG	3FG%	FT	FT%
1st Qtr	12-20	60%	1-4	25%	0-0	0%
2nd Qtr	7-18	39%	0-5	00%	1-2	50%
1st Half	19-38	50%	1-9	11%	1-2	50%
Game	33-68	48.5%	3-18	16.7%	7-11	63.6%

Last FG Half: Ten 2nd-00:37

Oklahoma St. 43

No.	Player	S	Pts	FG	3FG	FT	OR	DR	TR	PF	A	TO	Blk	Stl	Min	+/-
01	DE LAPP, KASSIDY		0	0-0	0-0	0-2	1	2	3	0	0	0	0	0	9	0
12	GRAY, VIVIAN		8	3-9	1-2	1-2	0	3	3	0	0	1	1	1	20	3
14	MILLER, BRAXTIN		22	7-11	2-4	6-8	1	2	3	1	3	1	0	1	20	3
15	GNANOU, MARIAM		2	1-1	0-0	0-0	0	1	1	1	0	1	0	2	11	3
20	JONES, LATASHIA		0	0-1	0-1	0-0	0	1	1	1	1	2	0	0	17	0
21	ASBERRY, JA'MEE		0	0-0	0-0	0-0	0	0	0	0	1	1	0	0	3	-4
23	HOBBS, JADEN		9	3-4	3-3	0-0	1	1	2	0	3	2	1	0	17	7
25	WINCHESTER, ABBIE		2	0-1	0-0	2-2	0	0	0	0	0	0	0	0	3	3
	TEAM		0	0-0	0-0	0-0	1	0	1	0	0	0	0	0	0	
TOTALS			43	14-27	6-10	9-14	0	0	14	3	8	8	2	4	100	

Shooting By Period

Period	FG	FG%	3FG	3FG%	FT	FT%
1st Qtr	7-14	50%	3-6	50%	5-7	71%
2nd Qtr	7-13	54%	3-4	75%	4-7	57%
1st Half	14-27	52%	6-10	60%	9-14	64%
Game	19-51	37.3%	7-17	41.2%	18-28	64.3%

Last FG Half: OSU 2nd-00:30

Game Notes:

Officials: Tina Napier, Doug Knight, Julie Krommenhoek
 Attendance: 3493

Start Time: 2018-12-02 21:04:07
 End Time: 2018-12-02 22:55:38
 Game Duration: 111

Score	1st	2nd	3rd	4th	TOT
Ten	25	15	21	15	76
OSU	22	21	6	14	63

Points from (This Period)	Ten	OSU
In the Paint	28	10
Off Turns	10	8
2nd Chance	6	2
Fast Break	8	15
Bench	2	4

Official Box Score
Tennessee vs Oklahoma St.
First Quarter Statistics Only
December 02, 2018 at Gallagher-Iba Arena (Eddie Sutton Court) - Stillwater, Oklahoma



Tennessee 25

No.	Player	S	Pts	FG	3FG	FT	OR	DR	TR	PF	A	TO	Blk	Stl	Min	+/-
00	DAVIS, RENNIA		4	2-5	0-1	0-0	1	0	1	0	0	1	1	0	10	3
02	WESTBROOK, EVINA		8	4-4	0-0	0-0	0	0	0	2	2	1	0	2	9	7
10	JACKSON, MEME		5	2-3	1-2	0-0	0	2	2	1	0	0	0	2	10	3
14	GREEN, ZAA Y		6	3-5	0-0	0-0	0	2	2	1	1	1	0	0	8	4
15	GREEN, CHERIDENE		2	1-1	0-0	0-0	0	2	2	2	1	1	0	0	6	3
04	COLLINS, MIMI		0	0-0	0-0	0-0	0	1	1	0	0	0	0	0	4	0
05	HARRIS, KAMERA		0	0-0	0-0	0-0	0	0	0	0	0	0	0	0	0	0
12	BURRELL, RAE		0	0-1	0-0	0-0	2	0	2	0	0	0	0	0	1	-4
13	MASSENGILL, JAZMINE		0	0-1	0-1	0-0	0	0	0	0	0	0	0	0	2	-1
	TEAM						0	0	0	0		0				
TOTALS			25	12-20	1-4	0-0	0	0	10	6	4	4	1	4	50	

Shooting By Period

Period	FG	FG%	3FG	3FG%	FT	FT%
1st Qtr	12-20	60%	1-4	25%	0-0	0%
2nd Qtr	7-18	39%	0-5	00%	1-2	50%
1st Half	12-20	60%	1-4	25%	0-0	0%
1st Half	19-38	50%	1-9	11%	1-2	50%
Game	33-68	48.5%	3-18	16.7%	7-11	63.6%

Oklahoma St. 22

No.	Player	S	Pts	FG	3FG	FT	OR	DR	TR	PF	A	TO	Blk	Stl	Min	+/-
01	DE LAPP, KASSIDY		0	0-0	0-0	0-2	1	0	1	0	0	0	0	0	5	-5
12	GRAY, VIVIAN		5	2-5	1-2	0-0	0	2	2	0	0	1	0	1	10	-3
14	MILLER, BRAXTIN		10	3-7	1-3	3-3	0	2	2	0	2	1	0	1	10	-3
20	JONES, LATASHIA		0	0-0	0-0	0-0	0	0	0	0	1	1	0	0	8	-8
23	HOBBS, JADEN		3	1-1	1-1	0-0	0	0	0	0	1	1	0	0	7	1
15	GNANOU, MARIAM		2	1-1	0-0	0-0	0	1	1	0	0	1	0	1	5	2
21	ASBERRY, JA'MEE		0	0-0	0-0	0-0	0	0	0	0	1	1	0	0	3	-4
25	WINCHESTER, ABBIE		2	0-0	0-0	2-2	0	0	0	0	0	0	0	0	2	5
	TEAM						0	0	0	0		0				
TOTALS			22	7-14	3-6	5-7	0	0	6	0	5	6	0	3	50	

Shooting By Period

Period	FG	FG%	3FG	3FG%	FT	FT%
1st Qtr	7-14	50%	3-6	50%	5-7	71%
2nd Qtr	7-13	54%	3-4	75%	4-7	57%
1st Half	7-14	50%	3-6	50%	5-7	71%
1st Half	14-27	52%	6-10	60%	9-14	64%
Game	19-51	37.3%	7-17	41.2%	18-28	64.3%

Game Notes:

Officials: Tina Napier, Doug Knight, Julie Krommenhoek
 Attendance: 3493

Start Time: 2018-12-02 21:04:07
 End Time: 2018-12-02 22:55:38
 Game Duration: 111

Score	1st	2nd	3rd	4th	TOT
Ten	25	15	21	15	76
OSU	22	21	6	14	63

Points from (This Period)	Ten	OSU
In the Paint	18	4
Off Turns	6	6
2nd Chance	0	0
Fast Break	8	12
Bench	0	4

**Official Play-By-Play
Tennessee vs Oklahoma St.
First Quarter**

December 02, 2018 at Gallagher-Iba Arena (Eddie Sutton Court) - Stillwater, Oklahoma



Period 1

Starters:

Tennessee: 0 DAVIS,RENNIA; 2 WESTBROOK,EVINA; 10 JACKSON,MEME; 14 GREEN,ZAAY; 15 GREEN,CHERIDENE;
Oklahoma St.: 1 DE LAPP,KASSIDY; 12 GRAY,VIVIAN; 14 MILLER,BRAXTIN; 20 JONES,LATASHIA; 23 HOBBS,JADEN;

Time	VISITORS: Tennessee	Score	Margin	HOME: Oklahoma St.
09:48				MISSED LAYUP by MILLER, BRAXTIN
09:48	REBOUND (DEF) by GREEN, ZAAY			
09:48	BLOCK by DAVIS, RENNIA			
09:41	GOOD! LAYUP by JACKSON, MEME [FB]	0-2	V 2	
09:31				TURNOVER (LOSTBALL) by GRAY, VIVIAN
09:24	GOOD! JUMPER by GREEN, ZAAY [PNT]	0-4	V 4	
09:13	FOUL (PERSONAL) by WESTBROOK, EVINA			
08:51		2-4	V 2	GOOD! JUMPER by GRAY, VIVIAN
08:51				ASSIST by JONES, LATASHIA
08:29	GOOD! LAYUP by DAVIS, RENNIA	2-6	V 4	
08:29	ASSIST by GREEN, CHERIDENE			
08:14		5-6	V 1	GOOD! 3PTR by HOBBS, JADEN
08:14				ASSIST by MILLER, BRAXTIN
07:58	GOOD! LAYUP by GREEN, CHERIDENE	5-8	V 3	
07:58	ASSIST by WESTBROOK, EVINA			
07:38				MISSED LAYUP by GRAY, VIVIAN
07:35	REBOUND (DEF) by JACKSON, MEME			
07:30	GOOD! LAYUP by WESTBROOK, EVINA [FB]	5-10	V 5	
07:23				MISSED 3PTR by GRAY, VIVIAN
07:16	REBOUND (DEF) by JACKSON, MEME			
07:14	TURNOVER (BADPASS) by WESTBROOK, EVINA			
07:14				STEAL by GRAY, VIVIAN
07:09				MISSED 3PTR by MILLER, BRAXTIN
07:08				REBOUND (OFF) by DE LAPP, KASSIDY
07:08	FOUL (PERSONAL) by GREEN, ZAAY			
07:08				MISSED FT by DE LAPP, KASSIDY
07:08				REBOUND (OFF) by TEAM
07:08				MISSED FT by DE LAPP, KASSIDY
07:06	REBOUND (DEF) by GREEN, CHERIDENE			
07:00	MISSED 3PTR by JACKSON, MEME			
06:57				REBOUND (DEF) by MILLER, BRAXTIN
06:51		7-10	V 3	GOOD! JUMPER by MILLER, BRAXTIN [FB]
06:31	GOOD! JUMPER by DAVIS, RENNIA	7-12	V 5	
06:11				MISSED 3PTR by MILLER, BRAXTIN
06:08	REBOUND (DEF) by GREEN, ZAAY			
06:05	GOOD! JUMPER by GREEN, ZAAY [FB]	7-14	V 7	
06:04				TIMEOUT 30SEC
06:04				SUB OUT: JONES, LATASHIA
06:04				SUB IN: WINCHESTER, ABBIE
05:34				TURNOVER (BADPASS) by HOBBS, JADEN
05:34	STEAL by JACKSON, MEME			
05:22	MISSED 3PTR by DAVIS, RENNIA			
05:15				REBOUND (DEF) by MILLER, BRAXTIN
05:09		9-14	V 5	GOOD! LAYUP by MILLER, BRAXTIN
05:09	FOUL (PERSONAL) by JACKSON, MEME			
05:09				SUB OUT: DE LAPP, KASSIDY
05:09				SUB IN: GNANOU, MARIAM
05:09		10-14	V 4	GOOD! FT by MILLER, BRAXTIN
04:50	FOUL (OFF) by GREEN, CHERIDENE			
04:50	TURNOVER (OFFENSIVE) by GREEN, CHERIDENE			
04:40				MISSED JUMPER by GRAY, VIVIAN
04:36	REBOUND (DEF) by GREEN, CHERIDENE			
04:18	MISSED JUMPER by GREEN, ZAAY			
04:12				REBOUND (DEF) by GNANOU, MARIAM
03:58				TURNOVER (LOSTBALL) by MILLER, BRAXTIN
03:58	STEAL by WESTBROOK, EVINA			
03:53	MISSED LAYUP by GREEN, ZAAY			
03:50				REBOUND (DEF) by GRAY, VIVIAN
03:48	FOUL (PERSONAL) by GREEN, CHERIDENE			
03:48		11-14	V 3	GOOD! FT by WINCHESTER, ABBIE [FB]
03:48				SUB OUT: HOBBS, JADEN
03:48				SUB IN: ASBERRY, JA'MEE
03:48	SUB OUT: GREEN, CHERIDENE			
03:48	SUB IN: COLLINS, MIMI			
03:48		12-14	V 2	GOOD! FT by WINCHESTER, ABBIE [FB]
03:48				SUB OUT: WINCHESTER, ABBIE
03:48				SUB IN: JONES, LATASHIA
03:33	GOOD! 3PTR by JACKSON, MEME	12-17	V 5	
03:33	ASSIST by GREEN, ZAAY			
03:13				TURNOVER (BADPASS) by GNANOU, MARIAM

Time	VISITORS: Tennessee	Score	Margin	HOME: Oklahoma St.
03:13	STEAL by JACKSON, MEME			
03:07	TURNOVER (BADPASS) by GREEN, ZAAZ			
03:07				STEAL by MILLER, BRAXTIN
03:00		15-17	V 2	GOOD! 3PTR by GRAY, VIVIAN [FB]
03:00				ASSIST by MILLER, BRAXTIN
02:43	GOOD! LAYUP by WESTBROOK, EVINA [PNT]	15-19	V 4	
02:28		17-19	V 2	GOOD! LAYUP by GNANOU, MARIAM
02:28				ASSIST by ASBERRY, JA'MEE
01:59	GOOD! LAYUP by GREEN, ZAAZ	17-21	V 4	
01:59	ASSIST by WESTBROOK, EVINA			
01:43				TURNOVER (BADPASS) by ASBERRY, JA'MEE
01:43	SUB OUT: GREEN, ZAAZ			
01:43	SUB IN: MASSENGILL, JAZMINE			
01:23	GOOD! LAYUP by WESTBROOK, EVINA [PNT]	17-23	V 6	
01:16				TURNOVER (BADPASS) by JONES, LATASHIA
01:16	STEAL by WESTBROOK, EVINA			
01:11	GOOD! LAYUP by WESTBROOK, EVINA [FB]	17-25	V 8	
01:08	FOUL (PERSONAL) by WESTBROOK, EVINA			
01:08		18-25	V 7	GOOD! FT by MILLER, BRAXTIN [FB]
01:08				SUB OUT: ASBERRY, JA'MEE
01:08				SUB IN: HOBBS, JADEN
01:08	SUB OUT: WESTBROOK, EVINA			
01:08	SUB IN: BURRELL, RAE			
01:08		19-25	V 6	GOOD! FT by MILLER, BRAXTIN [FB]
00:51	TURNOVER (LOSTBALL) by DAVIS, RENNIA			
00:51				STEAL by GNANOU, MARIAM
00:44		22-25	V 3	GOOD! 3PTR by MILLER, BRAXTIN [FB]
00:44				ASSIST by HOBBS, JADEN
00:24	MISSED JUMPER by DAVIS, RENNIA			
00:17	REBOUND (OFF) by DAVIS, RENNIA			
00:17	MISSED LAYUP by DAVIS, RENNIA			
00:15	REBOUND (OFF) by BURRELL, RAE			
00:12	MISSED LAYUP by BURRELL, RAE			
00:09				REBOUND (DEF) by GRAY, VIVIAN
00:07				MISSED LAYUP by MILLER, BRAXTIN
00:03	REBOUND (DEF) by COLLINS, MIMI			
00:00	MISSED 3PTR by MASSENGILL, JAZMINE			
00:00	REBOUND (OFF) by BURRELL, RAE			

Tennessee 25, Oklahoma St. 22

Points from (This Period)	Ten	OSU
In the Paint	18	4
Off Turns	6	6
2nd Chance	0	0
Fast Break	8	12
Bench	0	4

Official Box Score
Tennessee vs Oklahoma St.
Second Quarter Statistics Only
December 02, 2018 at Gallagher-Iba Arena (Eddie Sutton Court) - Stillwater, Oklahoma



Tennessee 15

No.	Player	S	Pts	FG	3FG	FT	OR	DR	TR	PF	A	TO	Blk	Stl	Min	+/-
00	DAVIS, RENNIA		2	1-4	0-1	0-0	1	1	2	1	1	0	0	0	10	-6
02	WESTBROOK, EVINA		8	4-4	0-0	0-0	0	0	0	0	0	0	0	0	6	-1
10	JACKSON, MEME		2	1-2	0-1	0-0	1	0	1	1	0	0	1	0	8	-6
14	GREEN, ZAA Y		1	0-3	0-1	1-2	1	2	3	0	1	2	1	0	9	-3
15	GREEN, CHERIDENE		0	0-0	0-0	0-0	0	0	0	0	0	0	0	0	0	0
04	COLLINS, MIMI		0	0-1	0-0	0-0	0	0	0	1	0	0	0	0	6	-7
05	HARRIS, KAMERA		0	0-0	0-0	0-0	1	0	1	2	0	0	0	0	4	1
12	BURRELL, RAE		2	1-3	0-1	0-0	0	0	0	0	1	0	0	0	3	-3
13	MASSENGILL, JAZMINE		0	0-1	0-1	0-0	0	0	0	0	0	0	0	1	4	-5
	TEAM						2	1	3	0		1				
TOTALS			15	7-18	0-5	1-2	0	0	10	5	3	3	2	1	50	

Shooting By Period

Period	FG	FG%	3FG	3FG%	FT	FT%
3rd Qtr	9-16	56%	2-5	40%	1-1	100%
4th Qtr	5-14	36%	0-4	00%	5-8	63%
2nd Half	7-18	39%	0-5	00%	1-2	50%
2nd Half	14-30	47%	2-9	22%	6-9	67%
Game	33-68	48.5%	3-18	16.7%	7-11	63.6%

Oklahoma St. 21

No.	Player	S	Pts	FG	3FG	FT	OR	DR	TR	PF	A	TO	Blk	Stl	Min	+/-
01	DE LAPP, KASSIDY		0	0-0	0-0	0-0	0	2	2	0	0	0	0	0	4	5
12	GRAY, VIVIAN		3	1-4	0-0	1-2	0	1	1	0	0	0	1	0	10	6
14	MILLER, BRAXTIN		12	4-4	1-1	3-5	1	0	1	1	1	0	0	0	10	6
20	JONES, LATASHIA		0	0-1	0-1	0-0	0	1	1	1	0	1	0	0	9	8
23	HOBBS, JADEN		6	2-3	2-2	0-0	1	1	2	0	2	1	1	0	10	6
15	GNANOU, MARIAM		0	0-0	0-0	0-0	0	0	0	1	0	0	0	1	6	1
21	ASBERRY, JA'MEE		0	0-0	0-0	0-0	0	0	0	0	0	0	0	0	0	0
25	WINCHESTER, ABBIE		0	0-1	0-0	0-0	0	0	0	0	0	0	0	0	1	-2
	TEAM						1	0	1	0		0				
TOTALS			21	7-13	3-4	4-7	0	0	8	3	3	2	2	1	50	

Shooting By Period

Period	FG	FG%	3FG	3FG%	FT	FT%
3rd Qtr	2-12	17%	0-3	00%	2-6	33%
4th Qtr	3-12	25%	1-4	25%	7-8	88%
2nd Half	7-13	54%	3-4	75%	4-7	57%
2nd Half	5-24	21%	1-7	14%	9-14	64%
Game	19-51	37.3%	7-17	41.2%	18-28	64.3%

Game Notes:

Officials: Tina Napier, Doug Knight, Julie Krommenhoek
 Attendance: 3493

Start Time: 2018-12-02 21:04:07
 End Time: 2018-12-02 22:55:38
 Game Duration: 111

Score	1st	2nd	3rd	4th	TOT
Ten	25	15	21	15	76
OSU	22	21	6	14	63

Points from (This Period)	Ten	OSU
In the Paint	10	6
Off Turns	4	2
2nd Chance	6	2
Fast Break	0	3
Bench	2	0

**Official Play-By-Play
Tennessee vs Oklahoma St.
Second Quarter**

December 02, 2018 at Gallagher-Iba Arena (Eddie Sutton Court) - Stillwater, Oklahoma



Period 2

Starters:

Tennessee: 0 DAVIS,RENNIA; 2 WESTBROOK,EVINA; 10 JACKSON,MEME; 14 GREEN,ZAAY; 15 GREEN,CHERIDENE;
Oklahoma St.: 1 DE LAPP,KASSIDY; 12 GRAY,VIVIAN; 14 MILLER,BRAXTIN; 20 JONES,LATASHIA; 23 HOBBS,JADEN;

Time	VISITORS: Tennessee	Score	Margin	HOME: Oklahoma St.
09:45	GOOD! JUMPER by BURRELL, RAE	22-27	V 5	
09:45	ASSIST by DAVIS, RENNIA			
09:29	FOUL (PERSONAL) by COLLINS, MIMI			
09:29		23-27	V 4	GOOD! FT by MILLER, BRAXTIN
09:29		24-27	V 3	GOOD! FT by MILLER, BRAXTIN
09:29	SUB OUT: JACKSON, MEME			
09:29	SUB IN: GREEN, ZAAY			
09:29				MISSED FT by MILLER, BRAXTIN
09:27	REBOUND (DEF) by DAVIS, RENNIA			
09:22	MISSED JUMPER by BURRELL, RAE			
09:22				BLOCK by GRAY, VIVIAN
09:17				REBOUND (DEF) by DE LAPP, KASSIDY
09:10				MISSED LAYUP by GRAY, VIVIAN
09:05				REBOUND (OFF) by HOBBS, JADEN
09:04				MISSED JUMPER by HOBBS, JADEN
09:00				REBOUND (OFF) by MILLER, BRAXTIN
08:59		26-27	V 1	GOOD! LAYUP by MILLER, BRAXTIN
08:40	MISSED 3PTR by MASSENGILL, JAZMINE			
08:37				REBOUND (DEF) by JONES, LATASHIA
08:37				TURNOVER (BADPASS) by JONES, LATASHIA
08:15	MISSED 3PTR by GREEN, ZAAY			
08:10	REBOUND (OFF) by DAVIS, RENNIA			
08:09	MISSED LAYUP by DAVIS, RENNIA			
08:09	REBOUND (OFF) by TEAM			
08:09	SUB OUT: COLLINS, MIMI			
08:09	SUB IN: HARRIS, KAMERA			
07:50	GOOD! LAYUP by DAVIS, RENNIA	26-29	V 3	
07:50	ASSIST by BURRELL, RAE			
07:41	FOUL (PERSONAL) by DAVIS, RENNIA			
07:41	SUB OUT: GREEN, ZAAY			
07:41	SUB IN: JACKSON, MEME			
07:25		29-29	T	GOOD! 3PTR by HOBBS, JADEN
07:25				ASSIST by MILLER, BRAXTIN
06:55	MISSED 3PTR by BURRELL, RAE			
06:51				REBOUND (DEF) by DE LAPP, KASSIDY
06:51	SUB OUT: BURRELL, RAE			
06:51	SUB IN: GREEN, ZAAY			
06:32	FOUL (PERSONAL) by HARRIS, KAMERA			
06:27		31-29	H 2	GOOD! LAYUP by MILLER, BRAXTIN
06:27				ASSIST by HOBBS, JADEN
06:11	MISSED LAYUP by GREEN, ZAAY			
06:08	REBOUND (OFF) by GREEN, ZAAY			
05:53	MISSED 3PTR by JACKSON, MEME			
05:48				REBOUND (DEF) by HOBBS, JADEN
05:44				TURNOVER (BADPASS) by HOBBS, JADEN
05:44	STEAL by MASSENGILL, JAZMINE			
05:39	MISSED JUMPER by GREEN, ZAAY			
05:38	REBOUND (OFF) by HARRIS, KAMERA			
05:38				FOUL (PERSONAL) by JONES, LATASHIA
05:38				SUB OUT: DE LAPP, KASSIDY
05:38				SUB IN: GNANOU, MARIAM
05:38	SUB OUT: MASSENGILL, JAZMINE			
05:38	SUB IN: WESTBROOK, EVINA			
05:36	GOOD! JUMPER by WESTBROOK, EVINA	31-31	T	
05:36	ASSIST by GREEN, ZAAY			
05:15				MISSED JUMPER by GRAY, VIVIAN
05:15	BLOCK by GREEN, ZAAY			
05:14	REBOUND (DEF) by GREEN, ZAAY			
05:14	TURNOVER (LOSTBALL) by GREEN, ZAAY			
05:14				STEAL by GNANOU, MARIAM
05:14				SUB OUT: JONES, LATASHIA
05:14				SUB IN: WINCHESTER, ABBIE
04:58				MISSED LAYUP by WINCHESTER, ABBIE
04:58	BLOCK by JACKSON, MEME			
04:58				REBOUND (OFF) by TEAM
04:58				
04:50				MISSED JUMPER by GRAY, VIVIAN
04:50	REBOUND (DEF) by GREEN, ZAAY			
04:28	MISSED 3PTR by DAVIS, RENNIA			
04:19	REBOUND (OFF) by JACKSON, MEME			

Time	VISITORS: Tennessee	Score	Margin	HOME: Oklahoma St.
04:19	GOOD! LAYUP by JACKSON, MEME	31-33	V 2	
03:55	FOUL (PERSONAL) by HARRIS, KAMERA			
03:55				MISSED FT by MILLER, BRAXTIN
03:55				REBOUND (OFF) by TEAM
03:55				SUB OUT: WINCHESTER, ABBIE
03:55				SUB IN: JONES, LATASHIA
03:55	SUB OUT: HARRIS, KAMERA			
03:55	SUB IN: COLLINS, MIMI			
03:55		32-33	V 1	GOOD! FT by MILLER, BRAXTIN
03:36	GOOD! LAYUP by WESTBROOK, EVINA [PNT]	32-35	V 3	
03:17		35-35	T	GOOD! 3PTR by HOBBS, JADEN
03:02	MISSED LAYUP by DAVIS, RENNIA			
03:01				REBOUND (DEF) by GRAY, VIVIAN
03:01	FOUL (PERSONAL) by JACKSON, MEME			
03:01				MISSED FT by GRAY, VIVIAN
03:01				REBOUND (OFF) by TEAM
03:01		36-35	H 1	GOOD! FT by GRAY, VIVIAN
02:32	MISSED LAYUP by COLLINS, MIMI			
02:32	REBOUND (OFF) by TEAM			
02:32				BLOCK by HOBBS, JADEN
02:31	TURNOVER (SHOTCLOCK) by			
02:19		38-35	H 3	GOOD! JUMPER by MILLER, BRAXTIN
02:11				FOUL (PERSONAL) by MILLER, BRAXTIN
02:11	MISSED FT by GREEN, ZAA Y			
02:11	REBOUND (OFF) by TEAM			
02:11	GOOD! FT by GREEN, ZAA Y	38-36	H 2	
01:42				MISSED 3PTR by JONES, LATASHIA
01:42	REBOUND (DEF) by TEAM			
01:20	GOOD! LAYUP by WESTBROOK, EVINA [PNT]	38-38	T	
00:56		40-38	H 2	GOOD! LAYUP by GRAY, VIVIAN [PNT]
00:48				FOUL (PERSONAL) by GNANOU, MARIAM
00:37	GOOD! LAYUP by WESTBROOK, EVINA [PNT]	40-40	T	
00:30		43-40	H 3	GOOD! 3PTR by MILLER, BRAXTIN [FB]
00:30				ASSIST by HOBBS, JADEN
00:03	TURNOVER (OTHER) by GREEN, ZAA Y			

Tennessee 40, Oklahoma St. 43

Points from (This Period)	Ten	OSU
In the Paint	10	6
Off Turns	4	2
2nd Chance	6	2
Fast Break	0	3
Bench	2	0

Official Box Score
Tennessee vs Oklahoma St.
Second Half Statistics Only
December 02, 2018 at Gallagher-Iba Arena (Eddie Sutton Court) - Stillwater, Oklahoma



Tennessee 36

No.	Player	S	Pts	FG	3FG	FT	OR	DR	TR	PF	A	TO	Blk	Stl	Min	+/-
00	DAVIS, RENNIA		9	4-5	0-0	1-1	0	2	2	4	0	4	0	0	10	12
02	WESTBROOK, EVINA		13	4-7	1-2	4-5	0	2	2	2	1	1	0	0	19	17
04	COLLINS, MIMI		0	0-0	0-0	0-0	0	0	0	0	0	0	0	0	0	0
05	HARRIS, KAMERA		0	0-0	0-0	0-0	0	0	0	0	0	0	0	0	0	0
10	JACKSON, MEME		0	0-3	0-3	0-0	2	0	2	0	2	1	0	2	20	16
12	BURRELL, RAE		2	1-2	0-0	0-0	1	2	3	2	0	2	0	0	5	-1
13	MASSENGILL, JAZMINE		0	0-2	0-1	0-0	1	3	4	0	1	1	0	1	15	6
14	GREEN, ZAAY		8	3-6	1-3	1-2	0	0	0	3	0	1	0	1	12	14
15	GREEN, CHERIDENE		4	2-5	0-0	0-1	6	5	11	1	2	0	0	3	20	16
	TEAM		0	0-0	0-0	0-0	0	1	1	0	0	0	0	0	0	0
	TOTALS		36	14-30	2-9	6-9	0	0	25	12	6	10	0	7	99	

Shooting By Period

Period	FG	FG%	3FG	3FG%	FT	FT%
3rd Qtr	9-16	56%	2-5	40%	1-1	100%
4th Qtr	5-14	36%	0-4	00%	5-8	63%
2nd Half	14-30	47%	2-9	22%	6-9	67%
Game	33-68	48.5%	3-18	16.7%	7-11	63.6%

Last FG Half: Ten 4th-01:43

Oklahoma St. 20

No.	Player	S	Pts	FG	3FG	FT	OR	DR	TR	PF	A	TO	Blk	Stl	Min	+/-
01	DE LAPP, KASSIDY		0	0-1	0-0	0-0	2	1	3	1	0	1	0	0	11	-6
12	GRAY, VIVIAN		6	2-8	0-1	2-2	2	0	2	0	1	2	0	2	20	-16
14	MILLER, BRAXTIN		7	1-6	0-0	5-8	1	1	2	2	2	1	0	0	19	-18
15	GNANOU, MARIAM		1	0-0	0-0	1-2	0	0	0	3	1	0	0	0	9	-10
20	JONES, LATASHIA		3	1-3	0-2	1-2	3	2	5	1	1	2	0	0	17	-17
21	ASBERRY, JA'MEE		0	0-2	0-1	0-0	0	0	0	0	0	0	0	0	5	1
23	HOBBS, JADEN		3	1-4	1-3	0-0	0	1	1	2	0	3	0	1	15	-15
25	WINCHESTER, ABBIE		0	0-0	0-0	0-0	0	0	0	0	0	0	0	0	3	1
	TEAM		0	0-0	0-0	0-0	0	1	1	0	0	0	0	0	0	0
	TOTALS		20	5-24	1-7	9-14	0	0	14	9	5	9	0	3	99	

Shooting By Period

Period	FG	FG%	3FG	3FG%	FT	FT%
3rd Qtr	2-12	17%	0-3	00%	2-6	33%
4th Qtr	3-12	25%	1-4	25%	7-8	88%
2nd Half	5-24	21%	1-7	14%	9-14	64%
Game	19-51	37.3%	7-17	41.2%	18-28	64.3%

Last FG Half: OSU 4th-05:20

Game Notes:

Officials: Tina Napier, Doug Knight, Julie Krommenhoek
 Attendance: 3493

Start Time: 2018-12-02 21:04:07
 End Time: 2018-12-02 22:55:38
 Game Duration: 111

Score	1st	2nd	3rd	4th	TOT
Ten	25	15	21	15	76
OSU	22	21	6	14	63

Points from (This Period)	Ten	OSU
In the Paint	20	8
Off Turns	10	5
2nd Chance	7	5
Fast Break	6	3
Bench	2	1

Official Box Score
Tennessee vs Oklahoma St.
Third Quarter Statistics Only
 December 02, 2018 at Gallagher-Iba Arena (Eddie Sutton Court) - Stillwater, Oklahoma



Tennessee 36

No.	Player	S	Pts	FG	3FG	FT	OR	DR	TR	PF	A	TO	Blk	Stl	Min	+/-
00	DAVIS, RENNIA		9	4-5	0-0	1-1	0	2	2	2	0	3	0	0	8	14
02	WESTBROOK, EVINA		7	3-5	1-2	0-0	0	2	2	1	1	0	0	0	10	15
10	JACKSON, MEME		0	0-2	0-2	0-0	1	0	1	0	1	1	0	1	10	15
14	GREEN, ZAA Y		3	1-1	1-1	0-0	0	0	0	2	0	0	0	0	4	11
15	GREEN, CHERIDENE		2	1-2	0-0	0-0	2	2	4	0	1	0	0	3	10	15
04	COLLINS, MIMI		0	0-0	0-0	0-0	0	0	0	0	0	0	0	0	0	0
05	HARRIS, KAMERA		0	0-0	0-0	0-0	0	0	0	0	0	0	0	0	0	0
12	BURRELL, RAE		0	0-1	0-0	0-0	1	2	3	1	0	2	0	0	3	1
13	MASSENGILL, JAZMINE		0	0-0	0-0	0-0	0	0	0	0	0	0	0	1	6	4
	TEAM						0	1	1	0		0				
TOTALS			21	9-16	2-5	1-1	0	0	13	6	3	6	0	5	50	

Shooting By Period

Period	FG	FG%	3FG	3FG%	FT	FT%
2nd Half	0-0	0%	0-0	0%	0-0	0%
Game	33-68	48.5%	3-18	16.7%	7-11	63.6%

Oklahoma St. 20

No.	Player	S	Pts	FG	3FG	FT	OR	DR	TR	PF	A	TO	Blk	Stl	Min	+/-
01	DE LAPP, KASSIDY		0	0-1	0-0	0-0	1	0	1	0	0	1	0	0	5	-5
12	GRAY, VIVIAN		2	1-5	0-1	0-0	1	0	1	0	0	2	0	1	10	-15
14	MILLER, BRAXTIN		0	0-2	0-0	0-2	0	0	0	0	2	0	0	0	10	-15
20	JONES, LATASHIA		3	1-1	0-0	1-2	2	0	2	1	0	2	0	0	9	-14
23	HOBBS, JADEN		0	0-1	0-1	0-0	0	1	1	0	0	1	0	0	5	-14
15	GNANOU, MARIAM		1	0-0	0-0	1-2	0	0	0	1	0	0	0	0	5	-10
21	ASBERRY, JA'MEE		0	0-2	0-1	0-0	0	0	0	0	0	0	0	0	5	-1
25	WINCHESTER, ABBIE		0	0-0	0-0	0-0	0	0	0	0	0	0	0	0	1	-1
	TEAM						0	1	1	0		0				
TOTALS			6	2-12	0-3	2-6	0	0	6	2	2	6	0	1	50	

Shooting By Period

Period	FG	FG%	3FG	3FG%	FT	FT%
2nd Half	0-0	0%	0-0	0%	0-0	0%
Game	19-51	37.3%	7-17	41.2%	18-28	64.3%

Game Notes:

Officials: Tina Napier, Doug Knight, Julie Krommenhoek
 Attendance: 3493

Start Time: 2018-12-02 21:04:07
 End Time: 2018-12-02 22:55:38
 Game Duration: 111

Score	1st	2nd	3rd	4th	TOT
Ten	25	15	21	15	76
OSU	22	21	6	14	63

Points from (This Period)	Ten	OSU
In the Paint	10	4
Off Turns	8	0
2nd Chance	2	3
Fast Break	2	0
Bench	0	1

**Official Play-By-Play
Tennessee vs Oklahoma St.
Third Quarter**

December 02, 2018 at Gallagher-Iba Arena (Eddie Sutton Court) - Stillwater, Oklahoma



Period 3

Starters:

Tennessee: 0 DAVIS,RENNIA; 2 WESTBROOK,EVINA; 10 JACKSON,MEME; 14 GREEN,ZAAY; 15 GREEN,CHERIDENE;
Oklahoma St.: 1 DE LAPP,KASSIDY; 12 GRAY,VIVIAN; 14 MILLER,BRAXTIN; 20 JONES,LATASHIA; 23 HOBBS,JADEN;

Time	VISITORS: Tennessee	Score	Margin	HOME: Oklahoma St.
09:45	GOOD! 3PTR by WESTBROOK, EVINA	43-43	T	
09:36				TURNOVER (TRAVEL) by GRAY, VIVIAN
09:25	GOOD! JUMPER by DAVIS, RENNIA	43-45	V 2	
09:25	ASSIST by WESTBROOK, EVINA			
09:06				TURNOVER (BADPASS) by JONES, LATASHIA
09:06	STEAL by GREEN, CHERIDENE			
08:45	GOOD! LAYUP by DAVIS, RENNIA	43-47	V 4	
08:45	ASSIST by GREEN, CHERIDENE			
08:45				FOUL (PERSONAL) by GNANOU, MARIAM
08:45	GOOD! FT by DAVIS, RENNIA	43-48	V 5	
08:37				TIMEOUT 30SEC
08:19		45-48	V 3	GOOD! JUMPER by JONES, LATASHIA [PNT]
08:19				ASSIST by MILLER, BRAXTIN
07:56	TURNOVER (BADPASS) by DAVIS, RENNIA			
07:42				TURNOVER (BADPASS) by JONES, LATASHIA
07:42	STEAL by GREEN, CHERIDENE			
07:42	GOOD! 3PTR by GREEN, ZAAY	45-51	V 6	
07:04	MISSED 3PTR by WESTBROOK, EVINA			
07:03				TURNOVER (LOSTBALL) by GRAY, VIVIAN
07:03	STEAL by GREEN, CHERIDENE			
07:00				REBOUND (DEF) by HOBBS, JADEN
06:58	FOUL (PERSONAL) by GREEN, ZAAY			
06:58				SUB OUT: GNANOU, MARIAM
06:58				SUB IN: DE LAPP, KASSIDY
06:41				MISSED 3PTR by GRAY, VIVIAN
06:36	REBOUND (DEF) by DAVIS, RENNIA			
06:34	GOOD! LAYUP by DAVIS, RENNIA [FB]	45-53	V 8	
06:20	FOUL (PERSONAL) by GREEN, ZAAY			
06:20				MISSED FT by MILLER, BRAXTIN
06:20				REBOUND (OFF) by TEAM
06:20	SUB OUT: GREEN, ZAAY			
06:20	SUB IN: MASSENGILL, JAZMINE			
06:20				MISSED FT by MILLER, BRAXTIN
06:20	REBOUND (DEF) by DAVIS, RENNIA			
06:12	MISSED 3PTR by JACKSON, MEME			
06:08	REBOUND (OFF) by JACKSON, MEME			
06:06	TURNOVER (LOSTBALL) by JACKSON, MEME			
06:06				STEAL by GRAY, VIVIAN
06:02				MISSED 3PTR by HOBBS, JADEN
06:01	REBOUND (DEF) by TEAM			
05:41	GOOD! LAYUP by DAVIS, RENNIA [PNT]	45-55	V 10	
05:41	ASSIST by JACKSON, MEME			
05:21	FOUL (PERSONAL) by DAVIS, RENNIA			
05:14				MISSED JUMPER by GRAY, VIVIAN
05:12				REBOUND (OFF) by JONES, LATASHIA
05:12	FOUL (PERSONAL) by WESTBROOK, EVINA			
05:12		46-55	V 9	GOOD! FT by JONES, LATASHIA
05:12				MISSED FT by JONES, LATASHIA
05:11	REBOUND (DEF) by GREEN, CHERIDENE			
05:04	GOOD! LAYUP by WESTBROOK, EVINA	46-57	V 11	
04:54				TURNOVER (LOSTBALL) by HOBBS, JADEN
04:54	STEAL by JACKSON, MEME			
04:53	TIMEOUT 30SEC			
04:33				SUB OUT: HOBBS, JADEN
04:33				SUB IN: ASBERRY, JA'MEE
04:33				FOUL (PERSONAL) by JONES, LATASHIA
04:19	MISSED JUMPER by DAVIS, RENNIA			
04:15	REBOUND (OFF) by GREEN, CHERIDENE			
04:01	MISSED LAYUP by GREEN, CHERIDENE			
03:56	REBOUND (OFF) by GREEN, CHERIDENE			
03:43	GOOD! JUMPER by WESTBROOK, EVINA	46-59	V 13	
03:24				MISSED JUMPER by MILLER, BRAXTIN
03:17				REBOUND (OFF) by DE LAPP, KASSIDY
03:16				TURNOVER (BADPASS) by DE LAPP, KASSIDY
03:16	STEAL by MASSENGILL, JAZMINE			
03:13	FOUL (OFF) by DAVIS, RENNIA			
03:13	TURNOVER (OFFENSIVE) by DAVIS, RENNIA			
02:55				MISSED JUMPER by ASBERRY, JA'MEE
02:55				REBOUND (OFF) by JONES, LATASHIA
02:52		48-59	V 11	GOOD! JUMPER by GRAY, VIVIAN [PNT]

Time	VISITORS: Tennessee	Score	Margin	HOME: Oklahoma St.
02:52				ASSIST by MILLER, BRAXTIN
02:30	TURNOVER (TRAVEL) by DAVIS, RENNIA			
02:30	SUB OUT: DAVIS, RENNIA			
02:30	SUB IN: BURRELL, RAE			
01:59				MISSED LAYUP by DE LAPP, KASSIDY
01:55				REBOUND (OFF) by GRAY, VIVIAN
01:54				MISSED LAYUP by GRAY, VIVIAN
01:53	REBOUND (DEF) by WESTBROOK, EVINA			
01:53	TURNOVER (LOSTBALL) by BURRELL, RAE			
01:53				SUB OUT: DE LAPP, KASSIDY
01:53				SUB IN: GNANOU, MARIAM
01:36				MISSED LAYUP by MILLER, BRAXTIN
01:33	REBOUND (DEF) by BURRELL, RAE			
01:33	TURNOVER (TRAVEL) by BURRELL, RAE			
01:28				MISSED JUMPER by GRAY, VIVIAN
01:23	REBOUND (DEF) by WESTBROOK, EVINA			
01:00	MISSED JUMPER by WESTBROOK, EVINA			
00:56				REBOUND (DEF) by TEAM
00:56				SUB OUT: JONES, LATASHIA
00:56				SUB IN: WINCHESTER, ABBIE
00:44				MISSED 3PTR by ASBERRY, JA'MEE
00:39	REBOUND (DEF) by BURRELL, RAE			
00:23	GOOD! JUMPER by GREEN, CHERIDENE [PNT]	48-61	V 13	
00:09	FOUL (PERSONAL) by BURRELL, RAE			
00:09		49-61	V 12	GOOD! FT by GNANOU, MARIAM
00:09				MISSED FT by GNANOU, MARIAM
00:07	REBOUND (DEF) by GREEN, CHERIDENE			
00:01	MISSED 3PTR by JACKSON, MEME			
00:00	REBOUND (OFF) by BURRELL, RAE			
00:00	MISSED LAYUP by BURRELL, RAE			
00:00				REBOUND (DEF) by TEAM

Tennessee 61, Oklahoma St. 49

Points from (This Period)	Ten	OSU
In the Paint	10	4
Off Turns	8	0
2nd Chance	2	3
Fast Break	2	0
Bench	0	1

Official Box Score
Tennessee vs Oklahoma St.
Fourth Quarter Statistics Only
 December 02, 2018 at Gallagher-Iba Arena (Eddie Sutton Court) - Stillwater, Oklahoma



Tennessee 15

No.	Player	S	Pts	FG	3FG	FT	OR	DR	TR	PF	A	TO	Blk	Stl	Min	+/-
00	DAVIS, RENNIA		0	0-0	0-0	0-0	0	0	0	2	0	1	0	0	2	-2
02	WESTBROOK, EVINA		6	1-2	0-0	4-5	0	0	0	1	0	1	0	0	9	2
10	JACKSON, MEME		0	0-1	0-1	0-0	1	0	1	0	1	0	0	1	10	1
14	GREEN, ZAA Y		5	2-5	0-2	1-2	0	0	0	1	0	1	0	1	8	3
15	GREEN, CHERIDENE		2	1-3	0-0	0-1	4	3	7	1	1	0	0	0	10	1
04	COLLINS, MIMI		0	0-0	0-0	0-0	0	0	0	0	0	0	0	0	0	0
05	HARRIS, KAMERA		0	0-0	0-0	0-0	0	0	0	0	0	0	0	0	0	0
12	BURRELL, RAE		2	1-1	0-0	0-0	0	0	0	1	0	0	0	0	2	-2
13	MASSENGILL, JAZMINE		0	0-2	0-1	0-0	1	3	4	0	1	1	0	0	9	2
	TEAM						0	0	0	0		0				
TOTALS			15	5-14	0-4	5-8	0	0	12	6	3	4	0	2	49	

Shooting By Period

Period	FG	FG%	3FG	3FG%	FT	FT%
Game	33-68	48.5%	3-18	16.7%	7-11	63.6%

Oklahoma St. 14

No.	Player	S	Pts	FG	3FG	FT	OR	DR	TR	PF	A	TO	Blk	Stl	Min	+/-
01	DE LAPP, KASSIDY		0	0-0	0-0	0-0	1	1	2	1	0	0	0	0	6	-1
12	GRAY, VIVIAN		4	1-3	0-0	2-2	1	0	1	0	1	0	0	1	10	-1
14	MILLER, BRAXTIN		7	1-4	0-0	5-6	1	1	2	2	0	1	0	0	9	-3
20	JONES, LATASHIA		0	0-2	0-2	0-0	1	2	3	0	1	0	0	0	8	-3
23	HOBBS, JADEN		3	1-3	1-2	0-0	0	0	0	2	0	2	0	1	10	-1
15	GNANOU, MARIAM		0	0-0	0-0	0-0	0	0	0	2	1	0	0	0	4	0
21	ASBERRY, JA'MEE		0	0-0	0-0	0-0	0	0	0	0	0	0	0	0	0	2
25	WINCHESTER, ABBIE		0	0-0	0-0	0-0	0	0	0	0	0	0	0	0	2	2
	TEAM						0	0	0	0		0				
TOTALS			14	3-12	1-4	7-8	0	0	8	7	3	3	0	2	49	

Shooting By Period

Period	FG	FG%	3FG	3FG%	FT	FT%
Game	19-51	37.3%	7-17	41.2%	18-28	64.3%

Game Notes:

Officials: Tina Napier, Doug Knight, Julie Krommenhoek
 Attendance: 3493

Start Time: 2018-12-02 21:04:07
 End Time: 2018-12-02 22:55:38
 Game Duration: 111

Score	1st	2nd	3rd	4th	TOT
Ten	25	15	21	15	76
OSU	22	21	6	14	63

Points from (This Period)	Ten	OSU
In the Paint	10	4
Off Turns	2	5
2nd Chance	5	2
Fast Break	4	3
Bench	2	0

**Official Play-By-Play
Tennessee vs Oklahoma St.
Fourth Quarter**

December 02, 2018 at Gallagher-Iba Arena (Eddie Sutton Court) - Stillwater, Oklahoma



Period 4

Starters:

Tennessee: 0 DAVIS,RENNIA; 2 WESTBROOK,EVINA; 10 JACKSON,MEME; 14 GREEN,ZAAY; 15 GREEN,CHERIDENE;
Oklahoma St.: 1 DE LAPP,KASSIDY; 12 GRAY,VIVIAN; 14 MILLER,BRAXTIN; 20 JONES,LATASHIA; 23 HOBBS,JADEN;

Time	VISITORS: Tennessee	Score	Margin	HOME: Oklahoma St.
10:00				SUB OUT: ASBERRY, JA'MEE
10:00				SUB IN: HOBBS, JADEN
09:38	GOOD! JUMPER by BURRELL, RAE [PNT]	49-63	V 14	
09:38	ASSIST by GREEN, CHERIDENE			
09:04		51-63	V 12	GOOD! LAYUP by MILLER, BRAXTIN
09:04				ASSIST by GNANOU, MARIAM
08:37	MISSED JUMPER by MASSENGILL, JAZMINE			
08:33	REBOUND (OFF) by MASSENGILL, JAZMINE			
08:31	TURNOVER (LOSTBALL) by MASSENGILL, JAZMINE			
08:31				STEAL by GRAY, VIVIAN
08:27		54-63	V 9	GOOD! 3PTR by HOBBS, JADEN [FB]
08:27				ASSIST by GRAY, VIVIAN
08:03	MISSED 3PTR by MASSENGILL, JAZMINE			
07:54	REBOUND (OFF) by JACKSON, MEME			
07:52	GOOD! LAYUP by GREEN, CHERIDENE	54-65	V 11	
07:52	ASSIST by JACKSON, MEME			
07:42	FOUL (PERSONAL) by BURRELL, RAE			
07:42		55-65	V 10	GOOD! FT by MILLER, BRAXTIN
07:42				SUB OUT: WINCHESTER, ABBIE
07:42				SUB IN: JONES, LATASHIA
07:42	SUB OUT: MASSENGILL, JAZMINE			
07:42	SUB IN: GREEN, ZAAY			
07:42	SUB OUT: BURRELL, RAE			
07:42	SUB IN: DAVIS, RENNIA			
07:42				MISSED FT by MILLER, BRAXTIN
07:41	REBOUND (DEF) by GREEN, CHERIDENE			
07:39				FOUL (PERSONAL) by GNANOU, MARIAM
07:30				SUB OUT: GNANOU, MARIAM
07:30				SUB IN: DE LAPP, KASSIDY
07:10	MISSED JUMPER by GREEN, ZAAY			
07:07	REBOUND (OFF) by GREEN, CHERIDENE			
07:06	MISSED LAYUP by GREEN, CHERIDENE			
07:03				REBOUND (DEF) by JONES, LATASHIA
06:50				MISSED 3PTR by JONES, LATASHIA
06:46				REBOUND (OFF) by GRAY, VIVIAN
06:45				MISSED JUMPER by GRAY, VIVIAN
06:45				REBOUND (OFF) by MILLER, BRAXTIN
06:45	FOUL (PERSONAL) by WESTBROOK, EVINA			
06:45		56-65	V 9	GOOD! FT by MILLER, BRAXTIN
06:45	SUB OUT: WESTBROOK, EVINA			
06:45	SUB IN: MASSENGILL, JAZMINE			
06:45		57-65	V 8	GOOD! FT by MILLER, BRAXTIN
06:19	MISSED 3PTR by JACKSON, MEME			
06:16				REBOUND (DEF) by MILLER, BRAXTIN
06:05	FOUL (PERSONAL) by DAVIS, RENNIA			
05:53				MISSED LAYUP by HOBBS, JADEN
05:49				REBOUND (OFF) by JONES, LATASHIA
05:48				MISSED 3PTR by HOBBS, JADEN
05:45				REBOUND (OFF) by DE LAPP, KASSIDY
05:40				MISSED 3PTR by JONES, LATASHIA
05:34	REBOUND (DEF) by GREEN, CHERIDENE			
05:31	FOUL (OFF) by DAVIS, RENNIA			
05:31	TURNOVER (OFFENSIVE) by DAVIS, RENNIA			
05:31				SUB OUT: MILLER, BRAXTIN
05:31				SUB IN: ASBERRY, JA'MEE
05:31	SUB OUT: DAVIS, RENNIA			
05:31	SUB IN: WESTBROOK, EVINA			
05:20		59-65	V 6	GOOD! JUMPER by GRAY, VIVIAN [PNT]
05:20				ASSIST by JONES, LATASHIA
05:02	MISSED JUMPER by WESTBROOK, EVINA			
05:02	REBOUND (OFF) by GREEN, CHERIDENE			
05:02				FOUL (PERSONAL) by HOBBS, JADEN
05:02				SUB OUT: ASBERRY, JA'MEE
05:02				SUB IN: MILLER, BRAXTIN
05:02				FOUL (PERSONAL) by DE LAPP, KASSIDY
05:02	MISSED FT by GREEN, ZAAY			
05:02	REBOUND (OFF) by TEAM			
05:02	GOOD! FT by GREEN, ZAAY	59-66	V 7	
04:52				TURNOVER (LOSTBALL) by HOBBS, JADEN
04:52				

Time	VISITORS: Tennessee	Score	Margin	HOME: Oklahoma St.
04:32	MISSED 3PTR by GREEN, ZAA Y			
04:28				REBOUND (DEF) by DE LAPP, KASSIDY
04:18	FOUL (PERSONAL) by GREEN, ZAA Y			
04:18		60-66	V 6	GOOD! FT by GRAY, VIVIAN
04:18		61-66	V 5	GOOD! FT by GRAY, VIVIAN
03:58	GOOD! JUMPER by GREEN, ZAA Y [PNT]	61-68	V 7	
03:38				MISSED JUMPER by MILLER, BRAXTIN
03:34	REBOUND (DEF) by MASSENGILL, JAZMINE			
03:31	TURNOVER (BADPASS) by WESTBROOK, EVINA			
03:31				STEAL by HOBBS, JADEN
03:24				TURNOVER (BADPASS) by MILLER, BRAXTIN
03:24	STEAL by GREEN, ZAA Y			
03:20	GOOD! LAYUP by GREEN, ZAA Y [FB]	61-70	V 9	
03:00	FOUL (PERSONAL) by GREEN, CHERIDENE			
03:00		62-70	V 8	GOOD! FT by MILLER, BRAXTIN
03:00		63-70	V 7	GOOD! FT by MILLER, BRAXTIN
02:29	MISSED LAYUP by GREEN, CHERIDENE			
02:26	REBOUND (OFF) by GREEN, CHERIDENE			
02:03				FOUL (PERSONAL) by MILLER, BRAXTIN
02:03	GOOD! FT by WESTBROOK, EVINA	63-71	V 8	
02:03	GOOD! FT by WESTBROOK, EVINA	63-72	V 9	
02:03				SUB OUT: DE LAPP, KASSIDY
02:03				SUB IN: GNANOU, MARIAM
01:49				MISSED JUMPER by MILLER, BRAXTIN
01:48	REBOUND (DEF) by GREEN, CHERIDENE			
01:48				FOUL (PERSONAL) by GNANOU, MARIAM
01:48	MISSED FT by GREEN, CHERIDENE			
01:48				SUB OUT: GNANOU, MARIAM
01:48				SUB IN: DE LAPP, KASSIDY
01:48	REBOUND (OFF) by TEAM			
01:48	TURNOVER (LANEVIOLATION) by GREEN, ZAA Y			
01:45				MISSED JUMPER by MILLER, BRAXTIN
01:43	REBOUND (DEF) by MASSENGILL, JAZMINE			
01:43	GOOD! LAYUP by WESTBROOK, EVINA [FB]	63-74	V 11	
01:43				FOUL (PERSONAL) by HOBBS, JADEN
01:43				SUB OUT: DE LAPP, KASSIDY
01:43				SUB IN: GNANOU, MARIAM
01:43	ASSIST by MASSENGILL, JAZMINE			
01:43	GOOD! FT by WESTBROOK, EVINA	63-75	V 12	
01:10				MISSED JUMPER by GRAY, VIVIAN
01:06	REBOUND (DEF) by MASSENGILL, JAZMINE			
00:56				FOUL (PERSONAL) by MILLER, BRAXTIN
00:56	GOOD! FT by WESTBROOK, EVINA	63-76	V 13	
00:56	MISSED FT by WESTBROOK, EVINA			
00:56	REBOUND (OFF) by GREEN, CHERIDENE			
00:29	MISSED 3PTR by GREEN, ZAA Y			
00:25				REBOUND (DEF) by JONES, LATASHIA
00:18				TURNOVER (BADPASS) by HOBBS, JADEN
00:18	STEAL by JACKSON, MEME			

Tennessee 76, Oklahoma St. 63

Points from (This Period)	Ten	OSU
In the Paint	10	4
Off Turns	2	5
2nd Chance	5	2
Fast Break	4	3
Bench	2	0

**Official Scoring/Possession Reference Chart
Tennessee vs Oklahoma St.
Period 1**

December 02, 2018 at Gallagher-Iba Arena (Eddie Sutton Court) - Stillwater, Oklahoma



Period 1

Starters:

Tennessee: 0 DAVIS,RENNIA; 2 WESTBROOK,EVINA; 10 JACKSON,MEME; 14 GREEN,ZAAY; 15 GREEN,CHERIDENE;

Oklahoma St.: 1 DE LAPP,KASSIDY; 12 GRAY,VIVIAN; 14 MILLER,BRAXTIN; 20 JONES,LATASHIA; 23 HOBBS,JADEN;

Time	VISITORS: Tennessee	Score	Margin	HOME: Oklahoma St.
09:41	GOOD! LAYUP by JACKSON, MEME [FB]	0-2	V 2	
09:24	GOOD! JUMPER by GREEN, ZAAY [PNT]	0-4	V 4	
08:51		2-4	V 2	GOOD! JUMPER by GRAY, VIVIAN
08:29	GOOD! LAYUP by DAVIS, RENNIA	2-6	V 4	
08:14		5-6	V 1	GOOD! 3PTR by HOBBS, JADEN
07:58	GOOD! LAYUP by GREEN, CHERIDENE	5-8	V 3	
07:30	GOOD! LAYUP by WESTBROOK, EVINA [FB]	5-10	V 5	
06:51		7-10	V 3	GOOD! JUMPER by MILLER, BRAXTIN [FB]
06:31	GOOD! JUMPER by DAVIS, RENNIA	7-12	V 5	
06:05	GOOD! JUMPER by GREEN, ZAAY [FB]	7-14	V 7	
05:09		9-14	V 5	GOOD! LAYUP by MILLER, BRAXTIN
05:09		10-14	V 4	GOOD! FT by MILLER, BRAXTIN
03:48		11-14	V 3	GOOD! FT by WINCHESTER, ABBIE [FB]
03:48		12-14	V 2	GOOD! FT by WINCHESTER, ABBIE [FB]
03:33	GOOD! 3PTR by JACKSON, MEME	12-17	V 5	
03:00		15-17	V 2	GOOD! 3PTR by GRAY, VIVIAN [FB]
02:43	GOOD! LAYUP by WESTBROOK, EVINA [PNT]	15-19	V 4	
02:28		17-19	V 2	GOOD! LAYUP by GNANOU, MARIAM
01:59	GOOD! LAYUP by GREEN, ZAAY	17-21	V 4	
01:23	GOOD! LAYUP by WESTBROOK, EVINA [PNT]	17-23	V 6	
01:11	GOOD! LAYUP by WESTBROOK, EVINA [FB]	17-25	V 8	
01:08		18-25	V 7	GOOD! FT by MILLER, BRAXTIN [FB]
01:08		19-25	V 6	GOOD! FT by MILLER, BRAXTIN [FB]
00:44		22-25	V 3	GOOD! 3PTR by MILLER, BRAXTIN [FB]

Tennessee 25, Oklahoma St. 22

**Official Scoring/Possession Reference Chart
Tennessee vs Oklahoma St.
Period 2**



December 02, 2018 at Gallagher-Iba Arena (Eddie Sutton Court) - Stillwater, Oklahoma

Period 2

Starters:

Tennessee: 0 DAVIS,RENNIA; 2 WESTBROOK,EVINA; 10 JACKSON,MEME; 14 GREEN,ZAAY; 15 GREEN,CHERIDENE;
Oklahoma St.: 1 DE LAPP,KASSIDY; 12 GRAY,VIVIAN; 14 MILLER,BRAXTIN; 20 JONES,LATASHIA; 23 HOBBS,JADEN;

Time	VISITORS: Tennessee	Score	Margin	HOME: Oklahoma St.
09:45	GOOD! JUMPER by BURRELL, RAE	22-27	V 5	
09:29		23-27	V 4	GOOD! FT by MILLER, BRAXTIN
09:29		24-27	V 3	GOOD! FT by MILLER, BRAXTIN
08:59		26-27	V 1	GOOD! LAYUP by MILLER, BRAXTIN
07:50	GOOD! LAYUP by DAVIS, RENNIA	26-29	V 3	
07:25		29-29	T	GOOD! 3PTR by HOBBS, JADEN
06:27		31-29	H 2	GOOD! LAYUP by MILLER, BRAXTIN
05:36	GOOD! JUMPER by WESTBROOK, EVINA	31-31	T	
04:19	GOOD! LAYUP by JACKSON, MEME	31-33	V 2	
03:55		32-33	V 1	GOOD! FT by MILLER, BRAXTIN
03:36	GOOD! LAYUP by WESTBROOK, EVINA [PNT]	32-35	V 3	
03:17		35-35	T	GOOD! 3PTR by HOBBS, JADEN
03:01		36-35	H 1	GOOD! FT by GRAY, VIVIAN
02:19		38-35	H 3	GOOD! JUMPER by MILLER, BRAXTIN
02:11	GOOD! FT by GREEN, ZAAY	38-36	H 2	
01:20	GOOD! LAYUP by WESTBROOK, EVINA [PNT]	38-38	T	
00:56		40-38	H 2	GOOD! LAYUP by GRAY, VIVIAN [PNT]
00:37	GOOD! LAYUP by WESTBROOK, EVINA [PNT]	40-40	T	
00:30		43-40	H 3	GOOD! 3PTR by MILLER, BRAXTIN [FB]

Tennessee 40, Oklahoma St. 43

**Official Scoring/Possession Reference Chart
Tennessee vs Oklahoma St.
Period 3**

December 02, 2018 at Gallagher-Iba Arena (Eddie Sutton Court) - Stillwater, Oklahoma



Period 3

Starters:

Tennessee: 0 DAVIS,RENNIA; 2 WESTBROOK,EVINA; 10 JACKSON,MEME; 14 GREEN,ZAAY; 15 GREEN,CHERIDENE;
Oklahoma St.: 1 DE LAPP,KASSIDY; 12 GRAY,VIVIAN; 14 MILLER,BRAXTIN; 20 JONES,LATASHIA; 23 HOBBS,JADEN;

Time	VISITORS: Tennessee	Score	Margin	HOME: Oklahoma St.
09:45	GOOD! 3PTR by WESTBROOK, EVINA	43-43	T	
09:25	GOOD! JUMPER by DAVIS, RENNIA	43-45	V 2	
08:45	GOOD! LAYUP by DAVIS, RENNIA	43-47	V 4	
08:45	GOOD! FT by DAVIS, RENNIA	43-48	V 5	
08:19		45-48	V 3	GOOD! JUMPER by JONES, LATASHIA [PNT]
07:42	GOOD! 3PTR by GREEN, ZAAY	45-51	V 6	
06:34	GOOD! LAYUP by DAVIS, RENNIA [FB]	45-53	V 8	
05:41	GOOD! LAYUP by DAVIS, RENNIA [PNT]	45-55	V 10	
05:12		46-55	V 9	GOOD! FT by JONES, LATASHIA
05:04	GOOD! LAYUP by WESTBROOK, EVINA	46-57	V 11	
03:43	GOOD! JUMPER by WESTBROOK, EVINA	46-59	V 13	
02:52		48-59	V 11	GOOD! JUMPER by GRAY, VIVIAN [PNT]
00:23	GOOD! JUMPER by GREEN, CHERIDENE [PNT]	48-61	V 13	
00:09		49-61	V 12	GOOD! FT by GNANOU, MARIAM

Tennessee 61, Oklahoma St. 49

**Official Scoring/Possession Reference Chart
Tennessee vs Oklahoma St.
Period 4**



December 02, 2018 at Gallagher-Iba Arena (Eddie Sutton Court) - Stillwater, Oklahoma

Period 4

Starters:

Tennessee: 0 DAVIS,RENNIA; 2 WESTBROOK,EVINA; 10 JACKSON,MEME; 14 GREEN,ZAAY; 15 GREEN,CHERIDENE;
Oklahoma St.: 1 DE LAPP,KASSIDY; 12 GRAY,VIVIAN; 14 MILLER,BRAXTIN; 20 JONES,LATASHIA; 23 HOBBS,JADEN;

Time	VISITORS: Tennessee	Score	Margin	HOME: Oklahoma St.
09:38	GOOD! JUMPER by BURRELL, RAE [PNT]	49-63	V 14	
09:04		51-63	V 12	GOOD! LAYUP by MILLER, BRAXTIN
08:27		54-63	V 9	GOOD! 3PTR by HOBBS, JADEN [FB]
07:52	GOOD! LAYUP by GREEN, CHERIDENE	54-65	V 11	
07:42		55-65	V 10	GOOD! FT by MILLER, BRAXTIN
06:45		56-65	V 9	GOOD! FT by MILLER, BRAXTIN
06:45		57-65	V 8	GOOD! FT by MILLER, BRAXTIN
05:20		59-65	V 6	GOOD! JUMPER by GRAY, VIVIAN [PNT]
05:02	GOOD! FT by GREEN, ZAAY	59-66	V 7	
04:18		60-66	V 6	GOOD! FT by GRAY, VIVIAN
04:18		61-66	V 5	GOOD! FT by GRAY, VIVIAN
03:58	GOOD! JUMPER by GREEN, ZAAY [PNT]	61-68	V 7	
03:20	GOOD! LAYUP by GREEN, ZAAY [FB]	61-70	V 9	
03:00		62-70	V 8	GOOD! FT by MILLER, BRAXTIN
03:00		63-70	V 7	GOOD! FT by MILLER, BRAXTIN
02:03	GOOD! FT by WESTBROOK, EVINA	63-71	V 8	
02:03	GOOD! FT by WESTBROOK, EVINA	63-72	V 9	
01:43	GOOD! LAYUP by WESTBROOK, EVINA [FB]	63-74	V 11	
01:43	GOOD! FT by WESTBROOK, EVINA	63-75	V 12	
00:56	GOOD! FT by WESTBROOK, EVINA	63-76	V 13	

Tennessee 76, Oklahoma St. 63

**Official Substitutions Log
Tennessee vs Oklahoma St.
Period 1**

December 02, 2018 at Gallagher-Iba Arena (Eddie Sutton Court) - Stillwater, Oklahoma



VISITORS: Tennessee	Time	Score	HOME: Oklahoma St.
0 DAVIS,RENNIA			1 DE LAPP,KASSIDY
2 WESTBROOK,EVINA			12 GRAY,VIVIAN
10 JACKSON,MEME			14 MILLER,BRAXTIN
14 GREEN,ZAAY			20 JONES,LATASHIA
15 GREEN,CHERIDENE			23 HOBBS,JADEN
	06:04	14-7	SUB OUT: JONES,LATASHIA
	06:04		SUB IN: WINCHESTER,ABBIE
	05:09	14-9	SUB OUT: DE LAPP,KASSIDY
	05:09		SUB IN: GNANOU,MARIAM
	03:48	14-11	SUB OUT: HOBBS,JADEN
	03:48		SUB IN: ASBERRY,JA'MEE
SUB OUT: 15 GREEN,CHERIDENE	03:48		
SUB IN: 4 COLLINS,MIMI	03:48		
	03:48		SUB OUT: WINCHESTER,ABBIE
	03:48		SUB IN: JONES,LATASHIA
SUB OUT: 14 GREEN,ZAAY	01:43	21-17	
SUB IN: 13 MASSENGILL,JAZMINE	01:43		
	01:08	25-18	SUB OUT: ASBERRY,JA'MEE
	01:08		SUB IN: HOBBS,JADEN
SUB OUT: 2 WESTBROOK,EVINA	01:08		
SUB IN: 12 BURRELL,RAE	01:08		

Tennessee 25, Oklahoma St. 22

**Official Substitutions Log
Tennessee vs Oklahoma St.
Period 2**

December 02, 2018 at Gallagher-Iba Arena (Eddie Sutton Court) - Stillwater, Oklahoma



VISITORS: Tennessee	Time	Score	HOME: Oklahoma St.
0 DAVIS,RENNIA			1 DE LAPP,KASSIDY
2 WESTBROOK,EVINA			12 GRAY,VIVIAN
10 JACKSON,MEME			14 MILLER,BRAXTIN
14 GREEN,ZAAY			20 JONES,LATASHIA
15 GREEN,CHERIDENE			23 HOBBS,JADEN
SUB OUT: 10 JACKSON,MEME	09:29	27-24	
SUB IN: 14 GREEN,ZAAY	09:29		
SUB OUT: 4 COLLINS,MIMI	08:09	27-26	
SUB IN: 5 HARRIS,KAMERA	08:09		
SUB OUT: 14 GREEN,ZAAY	07:41	29-26	
SUB IN: 10 JACKSON,MEME	07:41		
SUB OUT: 12 BURRELL,RAE	06:51	29-29	
SUB IN: 14 GREEN,ZAAY	06:51		
	05:38	29-31	SUB OUT: DE LAPP,KASSIDY
	05:38		SUB IN: GNANOU,MARIAM
SUB OUT: 13 MASSENGILL,JAZMINE	05:38		
SUB IN: 2 WESTBROOK,EVINA	05:38		
	05:14	31-31	SUB OUT: JONES,LATASHIA
	05:14		SUB IN: WINCHESTER,ABBIE
	03:55	33-31	SUB OUT: WINCHESTER,ABBIE
	03:55		SUB IN: JONES,LATASHIA
SUB OUT: 5 HARRIS,KAMERA	03:55		
SUB IN: 4 COLLINS,MIMI	03:55		

Tennessee 40, Oklahoma St. 43

**Official Substitutions Log
Tennessee vs Oklahoma St.
Period 3**

December 02, 2018 at Gallagher-Iba Arena (Eddie Sutton Court) - Stillwater, Oklahoma



VISITORS: Tennessee	Time	Score	HOME: Oklahoma St.
0 DAVIS,RENNIA			1 DE LAPP,KASSIDY
2 WESTBROOK,EVINA			12 GRAY,VIVIAN
10 JACKSON,MEME			14 MILLER,BRAXTIN
14 GREEN,ZAAY			20 JONES,LATASHIA
15 GREEN,CHERIDENE			23 HOBBS,JADEN
	06:58	51-45	SUB OUT: GNANOU,MARIAM
	06:58		SUB IN: DE LAPP,KASSIDY
SUB OUT: 14 GREEN,ZAAY	06:20	53-45	
SUB IN: 13 MASSENGILL,JAZMINE	06:20		
	04:33	57-46	SUB OUT: HOBBS,JADEN
	04:33		SUB IN: ASBERRY,JA'MEE
SUB OUT: 0 DAVIS,RENNIA	02:30	59-48	
SUB IN: 12 BURRELL,RAE	02:30		
	01:53	59-48	SUB OUT: DE LAPP,KASSIDY
	01:53		SUB IN: GNANOU,MARIAM
	00:56	59-48	SUB OUT: JONES,LATASHIA
	00:56		SUB IN: WINCHESTER,ABBIE

Tennessee 61, Oklahoma St. 49

**Official Substitutions Log
Tennessee vs Oklahoma St.
Period 4**

December 02, 2018 at Gallagher-Iba Arena (Eddie Sutton Court) - Stillwater, Oklahoma



VISITORS: Tennessee	Time	Score	HOME: Oklahoma St.
0 DAVIS,RENNIA			1 DE LAPP,KASSIDY
2 WESTBROOK,EVINA			12 GRAY,VIVIAN
10 JACKSON,MEME			14 MILLER,BRAXTIN
14 GREEN,ZAAY			20 JONES,LATASHIA
15 GREEN,CHERIDENE			23 HOBBS,JADEN
	10:00	-	SUB OUT: ASBERRY,JA'MEE
	10:00		SUB IN: HOBBS,JADEN
	07:42	65-55	SUB OUT: WINCHESTER,ABBIE
	07:42		SUB IN: JONES,LATASHIA
SUB OUT: 13 MASSENGILL,JAZMINE	07:42		
SUB IN: 14 GREEN,ZAAY	07:42		
SUB OUT: 12 BURRELL,RAE	07:42		
SUB IN: 0 DAVIS,RENNIA	07:42		
	07:30	65-55	SUB OUT: GNANOU,MARIAM
	07:30		SUB IN: DE LAPP,KASSIDY
SUB OUT: 2 WESTBROOK,EVINA	06:45	65-56	
SUB IN: 13 MASSENGILL,JAZMINE	06:45		
	05:31	65-57	SUB OUT: MILLER,BRAXTIN
	05:31		SUB IN: ASBERRY,JA'MEE
SUB OUT: 0 DAVIS,RENNIA	05:31		
SUB IN: 2 WESTBROOK,EVINA	05:31		
	05:02	65-59	SUB OUT: ASBERRY,JA'MEE
	05:02		SUB IN: MILLER,BRAXTIN
	02:03	72-63	SUB OUT: DE LAPP,KASSIDY
	02:03		SUB IN: GNANOU,MARIAM
	01:48	72-63	SUB OUT: GNANOU,MARIAM
	01:48		SUB IN: DE LAPP,KASSIDY
	01:43	74-63	SUB OUT: DE LAPP,KASSIDY
	01:43		SUB IN: GNANOU,MARIAM

Tennessee 76, Oklahoma St. 63

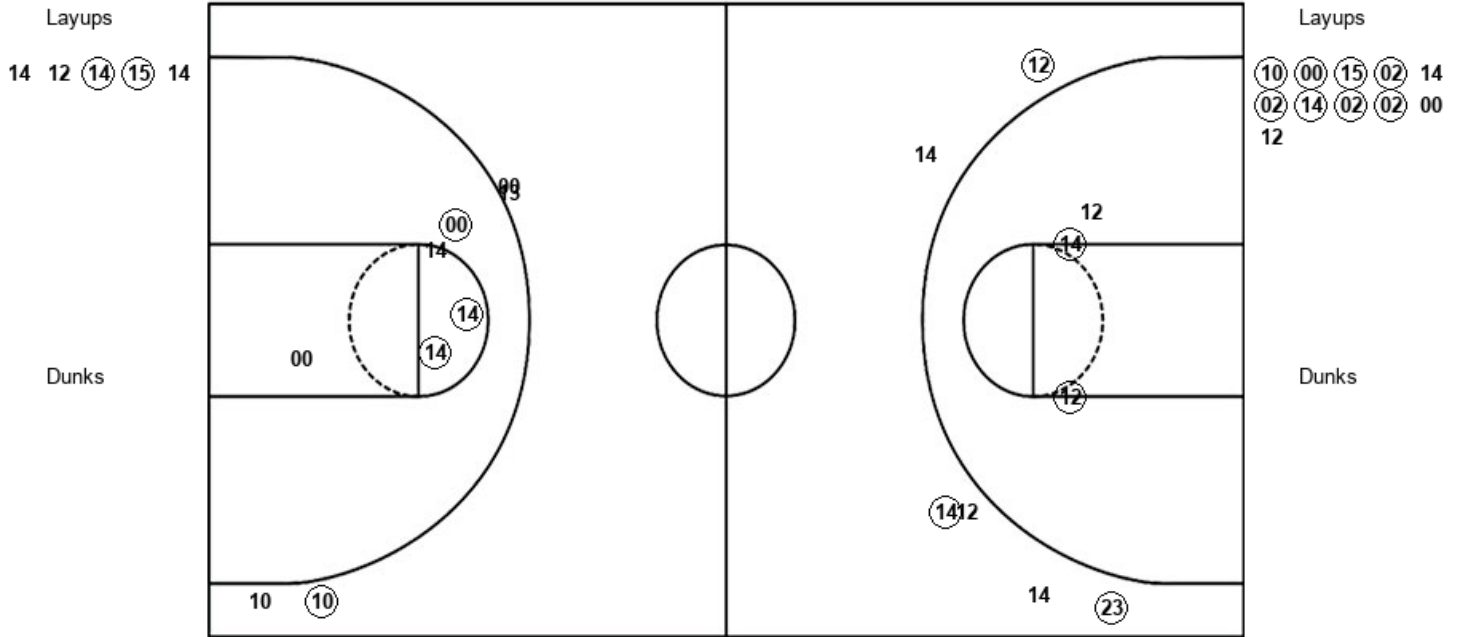
Official Shot Chart
 Tennessee vs Oklahoma St.
 PERIOD 1 Shots

December 02, 2018 at Gallagher-Iba Arena (Eddie Sutton Court) - Stillwater, Oklahoma



Oklahoma St.

Tennessee



OSU : Period 1	Made	Att	Pct
Layups	2	5	40.0
Dunks	0	0	0
2PT Field Goals	4	8	50.0
3PT Field Goals	3	6	50.0
Total Field Goals	7	14	50.0

Ten : Period 1	Made	Att	Pct
Layups	8	11	72.7
Dunks	0	0	0
2PT Field Goals	11	16	68.8
3PT Field Goals	1	4	25.0
Total Field Goals	12	20	60.0

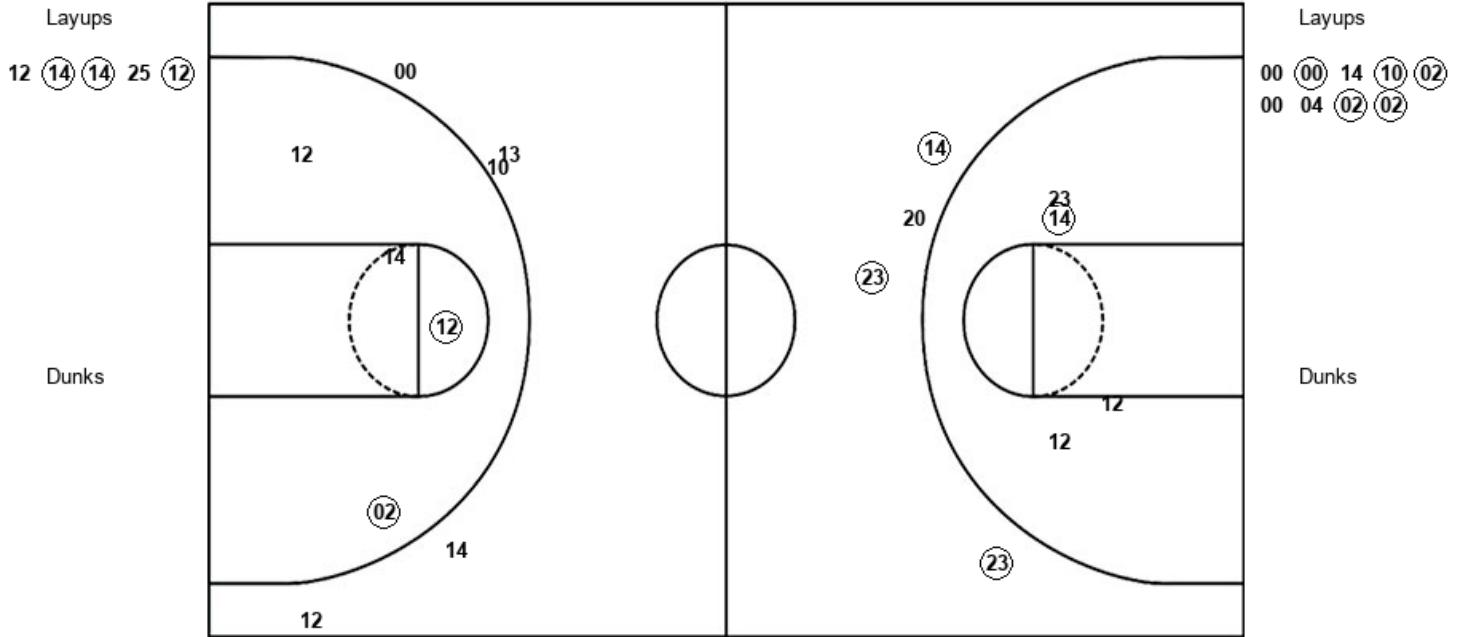
Official Shot Chart
 Tennessee vs Oklahoma St.
 PERIOD 2 Shots

December 02, 2018 at Gallagher-Iba Arena (Eddie Sutton Court) - Stillwater, Oklahoma



Oklahoma St.

Tennessee



OSU : Period 2	Made	Att	Pct
Layups	3	5	60.0
Dunks	0	0	0
2PT Field Goals	4	9	44.4
3PT Field Goals	3	4	75.0
Total Field Goals	7	13	53.8

Ten : Period 2	Made	Att	Pct
Layups	5	9	55.6
Dunks	0	0	0
2PT Field Goals	7	13	53.8
3PT Field Goals	0	5	00.0
Total Field Goals	7	18	38.9

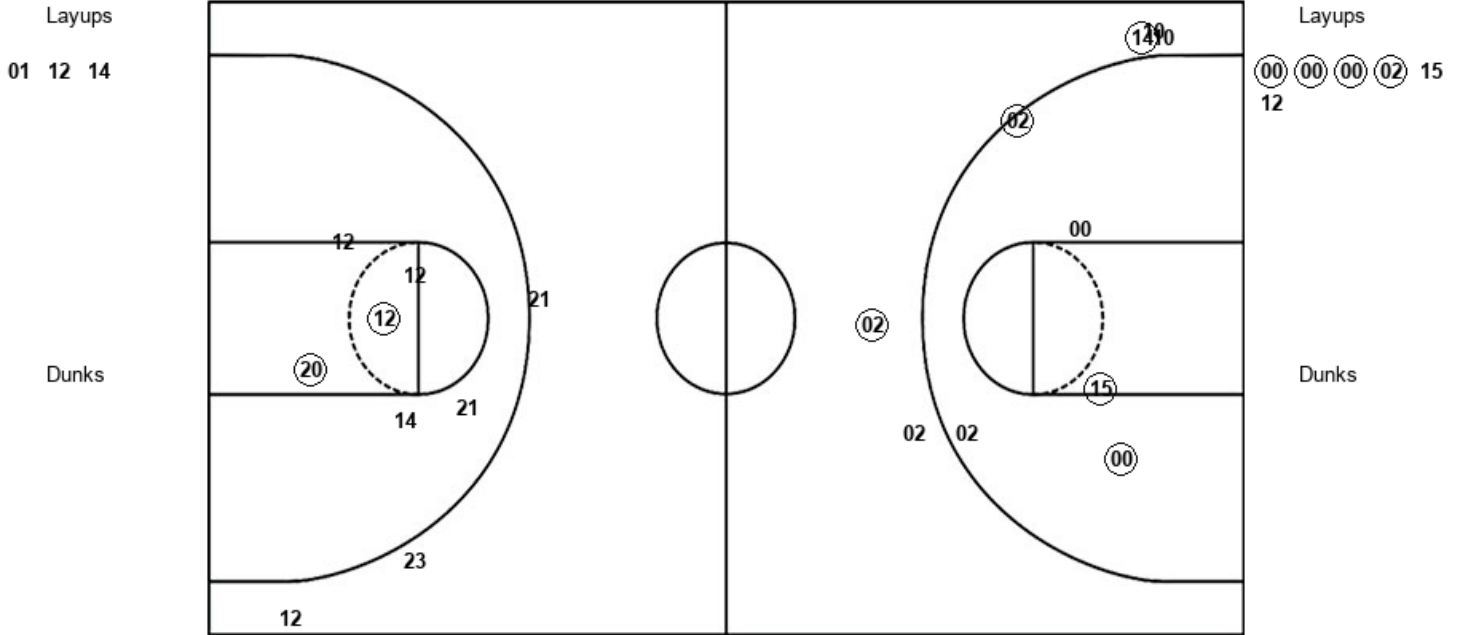
Official Shot Chart
 Tennessee vs Oklahoma St.
 PERIOD 3 Shots

December 02, 2018 at Gallagher-Iba Arena (Eddie Sutton Court) - Stillwater, Oklahoma



Oklahoma St.

Tennessee



OSU : Period 3	Made	Att	Pct
Layups	0	3	00.0
Dunks	0	0	0
2PT Field Goals	2	9	22.2
3PT Field Goals	0	3	00.0
Total Field Goals	2	12	16.7

Ten : Period 3	Made	Att	Pct
Layups	4	6	66.7
Dunks	0	0	0
2PT Field Goals	7	11	63.6
3PT Field Goals	2	5	40.0
Total Field Goals	9	16	56.3

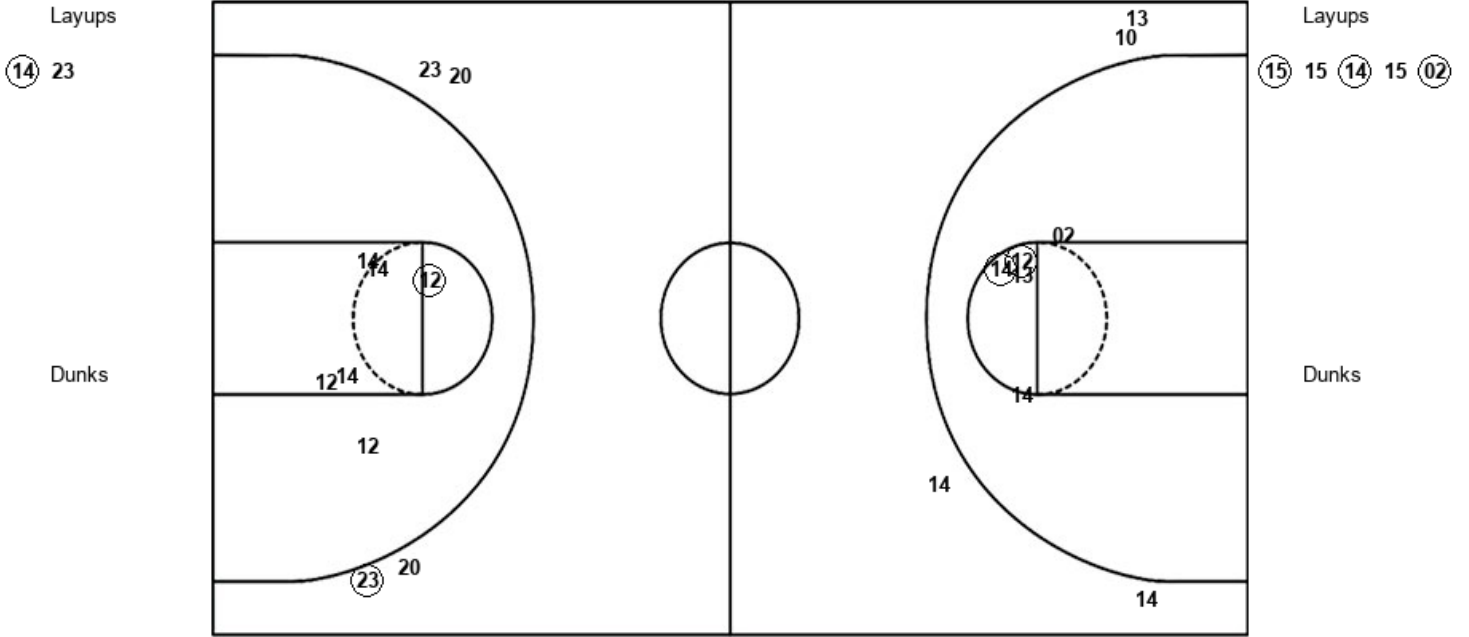
Official Shot Chart
 Tennessee vs Oklahoma St.
 PERIOD 4 Shots

December 02, 2018 at Gallagher-Iba Arena (Eddie Sutton Court) - Stillwater, Oklahoma



Oklahoma St.

Tennessee



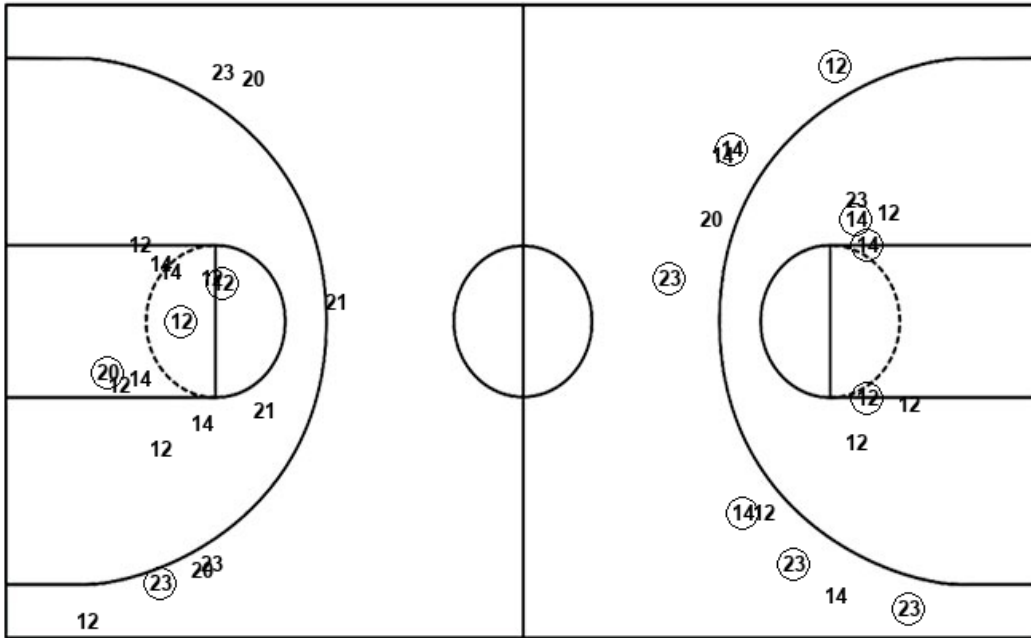
OSU : Period 4	Made	Att	Pct
Layups	1	2	50.0
Dunks	0	0	0
2PT Field Goals	2	8	25.0
3PT Field Goals	1	4	25.0
Total Field Goals	3	12	25.0

Ten : Period 4	Made	Att	Pct
Layups	3	5	60.0
Dunks	0	0	0
2PT Field Goals	5	10	50.0
3PT Field Goals	0	4	00.0
Total Field Goals	5	14	35.7

Official Shot Chart
Tennessee vs Oklahoma St.
Oklahoma St. Team Shots
 December 02, 2018 at Gallagher-Iba Arena (Eddie Sutton Court) - Stillwater, Oklahoma



Layups



Layups

14 12 (14) (15) 14
 12 (14) (14) 25 (12)
 01 12 14 (14) 23

Dunks

Dunks

OSU : Period 1	Made	Att	Pct
Layups	2	5	40.0
Dunks	0	0	0
2PT Field Goals	4	8	50.0
3PT Field Goals	3	6	50.0
Total Field Goals	7	14	50.0

OSU : Period 2	Made	Att	Pct
Layups	3	5	60.0
Dunks	0	0	0
2PT Field Goals	4	9	44.4
3PT Field Goals	3	4	75.0
Total Field Goals	7	13	53.8

OSU : Period 3	Made	Att	Pct
Layups	0	3	00.0
Dunks	0	0	0
2PT Field Goals	2	9	22.2
3PT Field Goals	0	3	00.0
Total Field Goals	2	12	16.7

OSU : Period 4	Made	Att	Pct
Layups	1	2	50.0
Dunks	0	0	0
2PT Field Goals	2	8	25.0
3PT Field Goals	1	4	25.0
Total Field Goals	3	12	25.0