

FINAL SCORE

Orange

27



Black

25



Test

October 20, 2018 •

FINAL STATISTICS

Official Box Score
Orange vs Black
Game Totals -- Final Statistics
October 20, 2018



Orange 27

No.	Player	S	Pts	FG	3FG	FT	OR	DR	TR	PF	A	TO	Blk	Stl	Min	+/-
00	Jones, Kentrevious	F	2	1-1	0-0	0-0	0	1	1	1	4	0	0	0	39	2
01	Jones, Curtis	G	7	2-4	2-2	1-2	0	0	0	0	1	2	0	1	39	2
02	Calloo, Maurice	F	10	4-4	2-2	0-0	0	0	0	0	1	0	0	0	39	2
04	Dziagwa, Thomas	G	3	1-1	1-1	0-0	0	0	0	0	2	0	0	0	39	2
05	Demuth, Duncan	F	5	2-2	1-1	0-0	0	0	0	0	0	1	0	0	39	2
TEAM							0	0	0	0		1				
TOTALS			27	10-12	6-6	1-2	0	1	1	1	8	4	0	1	194	

Shooting By Period

Period	FG	FG%	3FG	3FG%	FT	FT%
1st Half	7-9	78%	4-4	100%	0-0	0%
2nd Half	3-3	100%	2-2	100%	1-2	50%
Game	10-12	83.3%	6-6	100.0%	1-2	50.0%

Last FG: 2nd-01:12
Biggest Run: 8-0
Largest lead: By 3 at
Technical Fouls: #00 JONES @ 2nd - 01:22;

Black 25

No.	Player	S	Pts	FG	3FG	FT	OR	DR	TR	PF	A	TO	Blk	Stl	Min	+/-
00	Jones, Kentrevious	F	5	2-3	0-0	1-1	1	0	1	0	0	0	0	0	39	-2
01	Jones, Curtis	G	6	2-3	2-2	0-0	0	0	0	0	3	2	0	1	39	-2
02	Calloo, Maurice	F	3	1-2	1-1	0-0	1	0	1	1	1	0	0	0	39	-2
04	Dziagwa, Thomas	G	5	2-4	1-1	0-0	1	0	1	1	1	1	0	2	39	-2
05	Demuth, Duncan	F	6	3-4	0-0	0-0	0	1	1	0	2	0	0	0	39	-2
TEAM							0	0	0	0		0				
TOTALS			25	10-16	4-4	1-1	3	1	4	2	7	3	0	3	194	

Shooting By Period

Period	FG	FG%	3FG	3FG%	FT	FT%
1st Half	8-11	73%	4-4	100%	0-0	0%
2nd Half	2-5	40%	0-0	0%	1-1	100%
Game	10-16	62.5%	4-4	100.0%	1-1	100.0%

Last FG: 2nd-08:06
Biggest Run: 7-0
Largest lead: By 7 at
Technical Fouls: None.

Game Notes:

Officials: , ,
 Attendance: 13611

Start Time: 2018-10-19 20:07:18
 End Time: 2018-10-19 21:53:22
 Game Duration: 106

Score	1st	2nd	TOT
ORG	18	9	27
BLK	20	5	25

ORG led for 11:26. BLK led for 24:59.
 Game was tied for 0:0.
 Times tied: 0 Lead Changes: 0

Points from	ORG	BLK
In the Paint	6	12
Off Turns	5	3
2nd Chance	0	6
Fast Break	7	4
Bench	0	0

Official Box Score
Orange vs Black
First Half Statistics Only
October 20, 2018



Orange 18

No.	Player	S	Pts	FG	3FG	FT	OR	DR	TR	PF	A	TO	Blk	Stl	Min	+/-
00	Jones, Kentrevious	F	2	1-1	0-0	0-0	0	0	0	0	4	0	0	0	20	-2
01	Jones, Curtis	G	3	1-3	1-1	0-0	0	0	0	0	0	2	0	1	20	-2
02	Calloo, Maurice	F	10	4-4	2-2	0-0	0	0	0	0	1	0	0	0	20	-2
04	Dziagwa, Thomas	G	0	0-0	0-0	0-0	0	0	0	0	0	0	0	0	20	-2
05	Demuth, Duncan	F	3	1-1	1-1	0-0	0	0	0	0	0	0	0	0	20	-2
TEAM							0	0	0	0	0	0	0	0	0	0
TOTALS			18	7-9	4-4	0-0	0	0	0	0	5	2	0	1	100	

Shooting By Period

Period	FG	FG%	3FG	3FG%	FT	FT%
1st Half	7-9	78%	4-4	100%	0-0	0%
Game	10-12	83.3%	6-6	100.0%	1-2	50.0%

Last FG Half: ORG 2nd-01:12

Black 20

No.	Player	S	Pts	FG	3FG	FT	OR	DR	TR	PF	A	TO	Blk	Stl	Min	+/-
00	Jones, Kentrevious	F	2	1-2	0-0	0-0	1	0	1	0	0	0	0	0	20	2
01	Jones, Curtis	G	6	2-2	2-2	0-0	0	0	0	0	1	2	0	0	20	2
02	Calloo, Maurice	F	3	1-2	1-1	0-0	1	0	1	0	1	0	0	0	20	2
04	Dziagwa, Thomas	G	3	1-2	1-1	0-0	1	0	1	1	1	1	0	2	20	2
05	Demuth, Duncan	F	6	3-3	0-0	0-0	0	1	1	0	2	0	0	0	20	2
TEAM							0	0	0	0	0	0	0	0	0	
TOTALS			20	8-11	4-4	0-0	3	1	4	1	5	3	0	2	100	

Shooting By Period

Period	FG	FG%	3FG	3FG%	FT	FT%
1st Half	8-11	73%	4-4	100%	0-0	0%
Game	10-16	62.5%	4-4	100.0%	1-1	100.0%

Last FG Half: BLK 2nd-08:06

Game Notes:

Officials: , ,
Attendance: 13611

Start Time: 2018-10-19 20:07:18
End Time: 2018-10-19 21:53:22
Game Duration: 106

Score	1st	2nd	TOT
ORG	18	9	27
BLK	20	5	25

Points from (This Period)	ORG	BLK
In the Paint	4	10
Off Turns	5	3
2nd Chance	0	6
Fast Break	5	2
Bench	0	0

**Official By-By-Play
Orange vs Black
First Half
October 20, 2018**



Period 1

Starters:

Orange: 00 Jones, Kentrevious (F); 1 Jones, Curtis (G); 2 Calloo, Maurice (F); 4 Dziagwa, Thomas (G); 5 Demuth, Duncan (F);

Black: 00 Jones, Kentrevious (F); 1 Jones, Curtis (G); 2 Calloo, Maurice (F); 4 Dziagwa, Thomas (G); 5 Demuth, Duncan (F);

Time	VISITORS: Orange	Score	Margin	HOME: Black
19:40	GOOD! 3PTR by DEMUTH, DUNCAN	0-3	V 3	
19:40	ASSIST by JONES, KENTREVIOUS	0-3	V 3	
18:15		0-3	V 3	MISSED LAYUP by JONES, KENTREVIOUS
17:55		0-3	V 3	REBOUND (OFF) by CALLOO, MAURICE
17:55		0-3	V 3	MISSED LAYUP by CALLOO, MAURICE
17:53		0-3	V 3	REBOUND (OFF) by DZIAGWA, THOMAS
17:53		0-3	V 3	MISSED LAYUP by DZIAGWA, THOMAS
17:49		0-3	V 3	REBOUND (OFF) by JONES, KENTREVIOUS
17:49		2-3	V 1	GOOD! DUNK by JONES, KENTREVIOUS
17:27	GOOD! JUMPER by JONES, KENTREVIOUS [PNT]	2-5	V 3	
17:27	ASSIST by CALLOO, MAURICE	2-5	V 3	
17:17		4-5	V 1	GOOD! JUMPER by DEMUTH, DUNCAN
17:17		4-5	V 1	ASSIST by CALLOO, MAURICE
16:30	MISSED JUMPER by JONES, CURTIS	4-5	V 1	
16:06		4-5	V 1	REBOUND (DEF) by DEMUTH, DUNCAN
16:01		6-5	H 1	GOOD! DUNK by DEMUTH, DUNCAN [FB]
15:20	TURNOVER (LOSTBALL) by JONES, CURTIS	6-5	H 1	
15:20		6-5	H 1	STEAL by DZIAGWA, THOMAS
14:37		6-5	H 1	FOUL (OFF) by DZIAGWA, THOMAS
14:37		6-5	H 1	TURNOVER (OFFENSIVE) by DZIAGWA, THOMAS
12:44	MISSED JUMPER by JONES, CURTIS	6-5	H 1	
12:24		6-5	H 1	REBOUND (DEF) by TEAM
11:36		9-5	H 4	GOOD! 3PTR by DZIAGWA, THOMAS
11:36		9-5	H 4	ASSIST by JONES, CURTIS
11:28	GOOD! JUMPER by CALLOO, MAURICE	9-7	H 2	
03:37		11-7	H 4	GOOD! JUMPER by DEMUTH, DUNCAN
03:01	TURNOVER (LOSTBALL) by JONES, CURTIS	11-7	H 4	
03:01		11-7	H 4	STEAL by DZIAGWA, THOMAS
02:31		14-7	H 7	GOOD! 3PTR by CALLOO, MAURICE
02:31		14-7	H 7	ASSIST by DEMUTH, DUNCAN
02:21	GOOD! 3PTR by CALLOO, MAURICE	14-10	H 4	
02:21	ASSIST by JONES, KENTREVIOUS	14-10	H 4	
02:08		14-10	H 4	TURNOVER (LOSTBALL) by JONES, CURTIS
02:08	STEAL by JONES, CURTIS	14-10	H 4	
01:59	GOOD! DUNK by CALLOO, MAURICE [FB]	14-12	H 2	
01:37		14-12	H 2	TURNOVER (TRAVEL) by JONES, CURTIS
01:29	GOOD! 3PTR by JONES, CURTIS [FB]	14-15	V 1	
01:29	ASSIST by JONES, KENTREVIOUS	14-15	V 1	
01:13		17-15	H 2	GOOD! 3PTR by JONES, CURTIS
01:13		17-15	H 2	ASSIST by DZIAGWA, THOMAS
01:06	GOOD! 3PTR by CALLOO, MAURICE	17-18	V 1	
01:06	ASSIST by JONES, KENTREVIOUS	17-18	V 1	
00:52		20-18	H 2	GOOD! 3PTR by JONES, CURTIS
00:52		20-18	H 2	ASSIST by DEMUTH, DUNCAN

Orange 18, Black 20

Points from (This Period)	ORG	BLK
In the Paint	4	10
Off Turns	5	3
2nd Chance	0	6
Fast Break	5	2
Bench	0	0

Official Box Score
Orange vs Black
Second Half Statistics Only
October 20, 2018



Orange 9

No.	Player	S	Pts	FG	3FG	FT	OR	DR	TR	PF	A	TO	Blk	Stl	Min	+/-
00	Jones, Kentrevious	F	0	0-0	0-0	0-0	0	1	1	1	0	0	0	0	19	4
01	Jones, Curtis	G	4	1-1	1-1	1-2	0	0	0	0	1	0	0	0	19	4
02	Calloo, Maurice	F	0	0-0	0-0	0-0	0	0	0	0	0	0	0	0	19	4
04	Dziagwa, Thomas	G	3	1-1	1-1	0-0	0	0	0	0	2	0	0	0	19	4
05	Demuth, Duncan	F	2	1-1	0-0	0-0	0	0	0	0	0	1	0	0	19	4
TEAM							0	0	0	0		1				
TOTALS			9	3-3	2-2	1-2	0	1	1	1	3	2	0	0	94	

Shooting By Period

Period	FG	FG%	3FG	3FG%	FT	FT%
2nd Half	3-3	100%	2-2	100%	1-2	50%
Game	10-12	83.3%	6-6	100.0%	1-2	50.0%

Last FG Half: ORG -

Black 5

No.	Player	S	Pts	FG	3FG	FT	OR	DR	TR	PF	A	TO	Blk	Stl	Min	+/-
00	Jones, Kentrevious	F	3	1-1	0-0	1-1	0	0	0	0	0	0	0	0	19	-4
01	Jones, Curtis	G	0	0-1	0-0	0-0	0	0	0	0	2	0	0	1	19	-4
02	Calloo, Maurice	F	0	0-0	0-0	0-0	0	0	0	1	0	0	0	0	19	-4
04	Dziagwa, Thomas	G	2	1-2	0-0	0-0	0	0	0	0	0	0	0	0	19	-4
05	Demuth, Duncan	F	0	0-1	0-0	0-0	0	0	0	0	0	0	0	0	19	-4
TEAM							0	0	0	0		0				
TOTALS			5	2-5	0-0	1-1	0	0	0	1	2	0	0	1	94	

Shooting By Period

Period	FG	FG%	3FG	3FG%	FT	FT%
2nd Half	2-5	40%	0-0	0%	1-1	100%
Game	10-16	62.5%	4-4	100.0%	1-1	100.0%

Last FG Half: BLK -

Game Notes:

Officials: , ,
Attendance: 13611

Start Time: 2018-10-19 20:07:18
End Time: 2018-10-19 21:53:22
Game Duration: 106

Score	1st	2nd	TOT
ORG	18	9	27
BLK	20	5	25

Points from (This Period)	ORG	BLK
In the Paint	2	2
Off Turns	0	0
2nd Chance	0	0
Fast Break	2	2
Bench	0	0

**Official Play-By-Play
Orange vs Black
Second Half
October 20, 2018**



Period 2

Starters:

Orange: 00 Jones,Kentrevious (F); 1 Jones,Curtis (G); 2 Calloo,Maurice (F); 4 Dziagwa,Thomas (G); 5 Demuth,Duncan (F);

Black: 00 Jones,Kentrevious (F); 1 Jones,Curtis (G); 2 Calloo,Maurice (F); 4 Dziagwa,Thomas (G); 5 Demuth,Duncan (F);

Time	VISITORS: Orange	Score	Margin	HOME: Black
19:55		22-18	H 4	GOOD! JUMPER by DZIAGWA, THOMAS [FB]
19:55		22-18	H 4	ASSIST by JONES, CURTIS
18:50	GOOD! 3PTR by JONES, CURTIS	22-21	H 1	
18:50	ASSIST by DZIAGWA, THOMAS	22-21	H 1	
10:53		22-21	H 1	MISSED JUMPER by DZIAGWA, THOMAS
10:41	REBOUND (DEF) by JONES, KENTREVIOUS	22-21	H 1	
10:32	GOOD! 3PTR by DZIAGWA, THOMAS	22-24	V 2	
10:32	ASSIST by JONES, CURTIS	22-24	V 2	
08:06		24-24	T	GOOD! DUNK by JONES, KENTREVIOUS
08:06		24-24	T	ASSIST by JONES, CURTIS
07:04	TURNOVER (LOSTBALL) by DEMUTH, DUNCAN	24-24	T	
07:04		24-24	T	STEAL by JONES, CURTIS
06:33		24-24	T	FOUL (PERSONAL) by CALLOO, MAURICE
06:11	MISSED FT by JONES, CURTIS	24-24	T	
06:11	REBOUND (OFF) by TEAM	24-24	T	
06:10	GOOD! FT by JONES, CURTIS	24-25	V 1	
05:03		24-25	V 1	MISSED JUMPER by DEMUTH, DUNCAN
04:51	REBOUND (DEF) by TEAM	24-25	V 1	
04:25	TURNOVER (SHOTCLOCK) by	24-25	V 1	
04:09		24-25	V 1	MISSED JUMPER by JONES, CURTIS
03:56	REBOUND (DEF) by TEAM	24-25	V 1	
01:22	FOUL (TECH) by JONES, KENTREVIOUS	24-25	V 1	
01:19		25-25	T	GOOD! FT by JONES, KENTREVIOUS
01:12	GOOD! DUNK by DEMUTH, DUNCAN [FB/PNT]	25-27	V 2	
01:12	ASSIST by DZIAGWA, THOMAS	25-27	V 2	

Orange 27, Black 25

Points from (This Period)	ORG	BLK
In the Paint	2	2
Off Turns	0	0
2nd Chance	0	0
Fast Break	2	2
Bench	0	0

Official Scoring/Possession Reference Chart
Orange vs Black
Period 1
October 20, 2018



Period 1

Starters:

Orange: 00 Jones, Kentrevious (F); 1 Jones, Curtis (G); 2 Calloo, Maurice (F); 4 Dziagwa, Thomas (G); 5 Demuth, Duncan (F);

Black: 00 Jones, Kentrevious (F); 1 Jones, Curtis (G); 2 Calloo, Maurice (F); 4 Dziagwa, Thomas (G); 5 Demuth, Duncan (F);

Time	VISITORS: Orange	Score	Margin	HOME: Black
19:40	GOOD! 3PTR by DEMUTH, DUNCAN	0-3	V 3	
19:40	ASSIST by JONES, KENTREVIOUS	0-3	V 3	
18:15		0-3	V 3	MISSED LAYUP by JONES, KENTREVIOUS
17:55		0-3	V 3	REBOUND (OFF) by CALLOO, MAURICE
17:55		0-3	V 3	MISSED LAYUP by CALLOO, MAURICE
17:53		0-3	V 3	REBOUND (OFF) by DZIAGWA, THOMAS
17:53		0-3	V 3	MISSED LAYUP by DZIAGWA, THOMAS
17:49		0-3	V 3	REBOUND (OFF) by JONES, KENTREVIOUS
17:49		2-3	V 1	GOOD! DUNK by JONES, KENTREVIOUS
17:27	GOOD! JUMPER by JONES, KENTREVIOUS [PNT]	2-5	V 3	
17:27	ASSIST by CALLOO, MAURICE	2-5	V 3	
17:17		4-5	V 1	GOOD! JUMPER by DEMUTH, DUNCAN
17:17		4-5	V 1	ASSIST by CALLOO, MAURICE
16:30	MISSED JUMPER by JONES, CURTIS	4-5	V 1	
16:06		4-5	V 1	REBOUND (DEF) by DEMUTH, DUNCAN
16:01		6-5	H 1	GOOD! DUNK by DEMUTH, DUNCAN [FB]
15:20	TURNOVER (LOSTBALL) by JONES, CURTIS	6-5	H 1	
15:20		6-5	H 1	STEAL by DZIAGWA, THOMAS
14:37		6-5	H 1	FOUL (OFF) by DZIAGWA, THOMAS
14:37		6-5	H 1	TURNOVER (OFFENSIVE) by DZIAGWA, THOMAS
12:44	MISSED JUMPER by JONES, CURTIS	6-5	H 1	
12:24		6-5	H 1	REBOUND (DEF) by TEAM
11:36		9-5	H 4	GOOD! 3PTR by DZIAGWA, THOMAS
11:36		9-5	H 4	ASSIST by JONES, CURTIS
11:28	GOOD! JUMPER by CALLOO, MAURICE	9-7	H 2	
03:37		11-7	H 4	GOOD! JUMPER by DEMUTH, DUNCAN
03:01	TURNOVER (LOSTBALL) by JONES, CURTIS	11-7	H 4	
03:01		11-7	H 4	STEAL by DZIAGWA, THOMAS
02:31		14-7	H 7	GOOD! 3PTR by CALLOO, MAURICE
02:31		14-7	H 7	ASSIST by DEMUTH, DUNCAN
02:21	GOOD! 3PTR by CALLOO, MAURICE	14-10	H 4	
02:21	ASSIST by JONES, KENTREVIOUS	14-10	H 4	
02:08		14-10	H 4	TURNOVER (LOSTBALL) by JONES, CURTIS
02:08	STEAL by JONES, CURTIS	14-10	H 4	
01:59	GOOD! DUNK by CALLOO, MAURICE [FB]	14-12	H 2	
01:37		14-12	H 2	TURNOVER (TRAVEL) by JONES, CURTIS
01:29	GOOD! 3PTR by JONES, CURTIS [FB]	14-15	V 1	
01:29	ASSIST by JONES, KENTREVIOUS	14-15	V 1	
01:13		17-15	H 2	GOOD! 3PTR by JONES, CURTIS
01:13		17-15	H 2	ASSIST by DZIAGWA, THOMAS
01:06	GOOD! 3PTR by CALLOO, MAURICE	17-18	V 1	
01:06	ASSIST by JONES, KENTREVIOUS	17-18	V 1	
00:52		20-18	H 2	GOOD! 3PTR by JONES, CURTIS
00:52		20-18	H 2	ASSIST by DEMUTH, DUNCAN

Orange 18, Black 20

Official Scoring/Possession Reference Chart
Orange vs Black
Period 2
October 20, 2018



Period 2

Starters:

Orange: 00 Jones, Kentrevious (F); 1 Jones, Curtis (G); 2 Calloo, Maurice (F); 4 Dziagwa, Thomas (G); 5 Demuth, Duncan (F);

Black: 00 Jones, Kentrevious (F); 1 Jones, Curtis (G); 2 Calloo, Maurice (F); 4 Dziagwa, Thomas (G); 5 Demuth, Duncan (F);

Time	VISITORS: Orange	Score	Margin	HOME: Black
19:55		22-18	H 4	GOOD! JUMPER by DZIAGWA, THOMAS [FB]
19:55		22-18	H 4	ASSIST by JONES, CURTIS
18:50	GOOD! 3PTR by JONES, CURTIS	22-21	H 1	
18:50	ASSIST by DZIAGWA, THOMAS	22-21	H 1	
10:53		22-21	H 1	MISSED JUMPER by DZIAGWA, THOMAS
10:41	REBOUND (DEF) by JONES, KENTREVIOUS	22-21	H 1	
10:32	GOOD! 3PTR by DZIAGWA, THOMAS	22-24	V 2	
10:32	ASSIST by JONES, CURTIS	22-24	V 2	
08:06		24-24	T	GOOD! DUNK by JONES, KENTREVIOUS
08:06		24-24	T	ASSIST by JONES, CURTIS
07:04	TURNOVER (LOSTBALL) by DEMUTH, DUNCAN	24-24	T	
07:04		24-24	T	STEAL by JONES, CURTIS
06:33		24-24	T	FOUL (PERSONAL) by CALLOO, MAURICE
06:11	MISSED FT by JONES, CURTIS	24-24	T	
06:11	REBOUND (OFF) by TEAM	24-24	T	
06:10	GOOD! FT by JONES, CURTIS	24-25	V 1	
05:03		24-25	V 1	MISSED JUMPER by DEMUTH, DUNCAN
04:51	REBOUND (DEF) by TEAM	24-25	V 1	
04:25	TURNOVER (SHOTCLOCK) by	24-25	V 1	
04:09		24-25	V 1	MISSED JUMPER by JONES, CURTIS
03:56	REBOUND (DEF) by TEAM	24-25	V 1	
01:22	FOUL (TECH) by JONES, KENTREVIOUS	24-25	V 1	
01:19		25-25	T	GOOD! FT by JONES, KENTREVIOUS
01:12	GOOD! DUNK by DEMUTH, DUNCAN [FB/PNT]	25-27	V 2	
01:12	ASSIST by DZIAGWA, THOMAS	25-27	V 2	

Orange 27, Black 25

Official Substitutions Log
Orange vs Black
Period 1
October 20, 2018



VISITORS: Orange	Time	Score	HOME: Black
00 Jones, Kentrevious			00 Jones, Kentrevious
1 Jones, Curtis			1 Jones, Curtis
2 Calloo, Maurice			2 Calloo, Maurice
4 Dziagwa, Thomas			4 Dziagwa, Thomas
5 Demuth, Duncan			5 Demuth, Duncan

Orange 18, Black 20

Official Substitutions Log
Orange vs Black
Period 2
October 20, 2018



VISITORS: Orange	Time	Score	HOME: Black
00 Jones, Kentrevious			00 Jones, Kentrevious
1 Jones, Curtis			1 Jones, Curtis
2 Calloo, Maurice			2 Calloo, Maurice
4 Dziagwa, Thomas			4 Dziagwa, Thomas
5 Demuth, Duncan			5 Demuth, Duncan

Orange 27, Black 25

Official Shot Chart
 Orange vs Black
 PERIOD 1 Shots
 October 20, 2018



Black

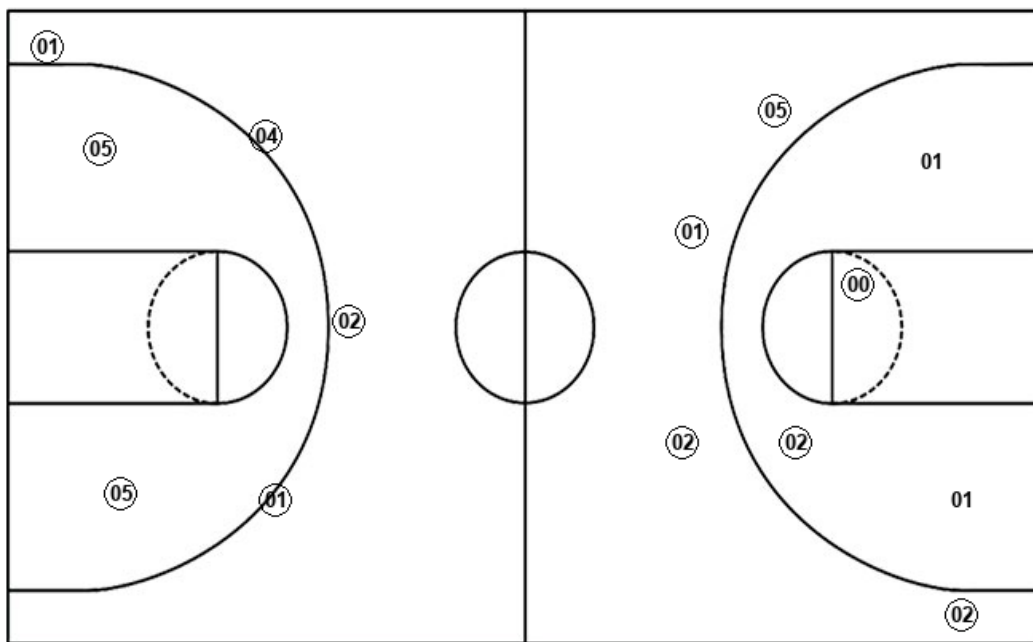
Orange

Layups
 00 02 04

Layups

Dunks
 00 05

Dunks



BLK : Period 1	Made	Att	Pct
Layups	0	3	00.0
Dunks	2	2	100.0
2PT Field Goals	4	7	57.1
3PT Field Goals	4	4	100.0
Total Field Goals	8	11	72.7

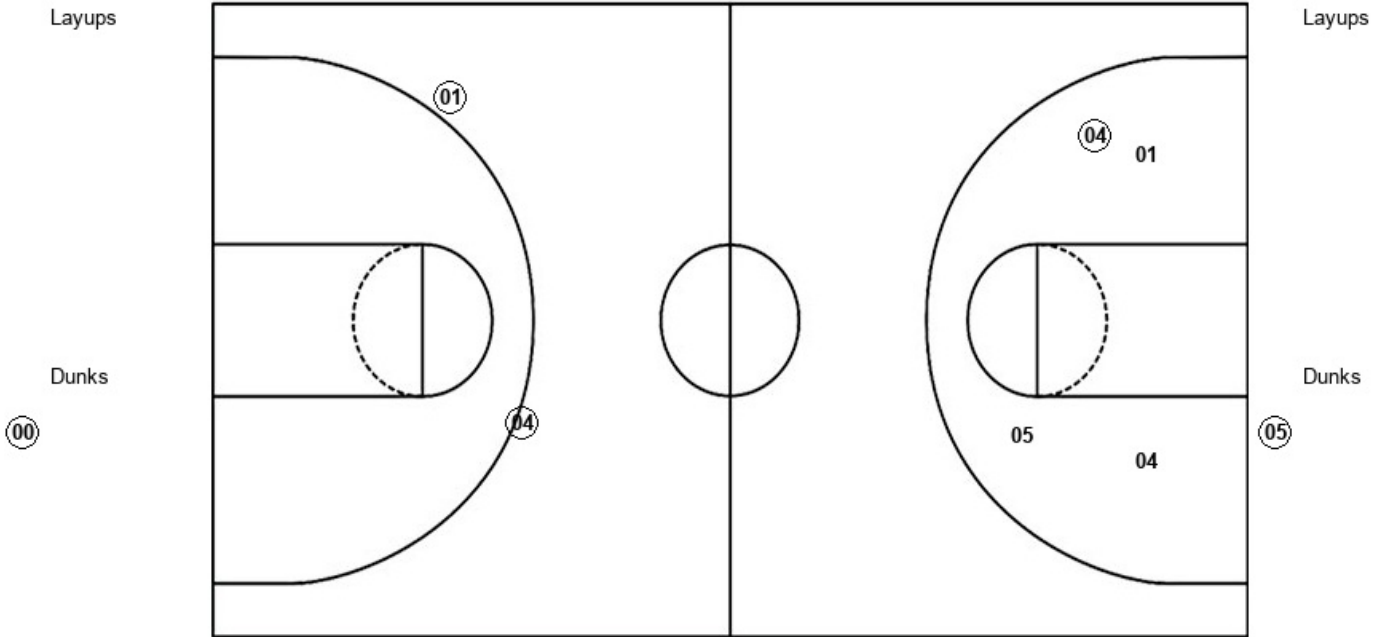
ORG : Period 1	Made	Att	Pct
Layups	0	0	0
Dunks	1	1	100.0
2PT Field Goals	3	5	60.0
3PT Field Goals	4	4	100.0
Total Field Goals	7	9	77.8

Official Shot Chart
 Orange vs Black
 PERIOD 2 Shots
 October 20, 2018



Black

Orange



BLK : Period 2	Made	Att	Pct
Layups	0	0	0
Dunks	1	1	100.0
2PT Field Goals	2	5	40.0
3PT Field Goals	0	0	0
Total Field Goals	2	5	40.0

ORG : Period 2	Made	Att	Pct
Layups	0	0	0
Dunks	1	1	100.0
2PT Field Goals	1	1	100.0
3PT Field Goals	2	2	100.0
Total Field Goals	3	3	100.0

Official Shot Chart
 Orange vs Black
 Orange Team Shots
 October 20, 2018

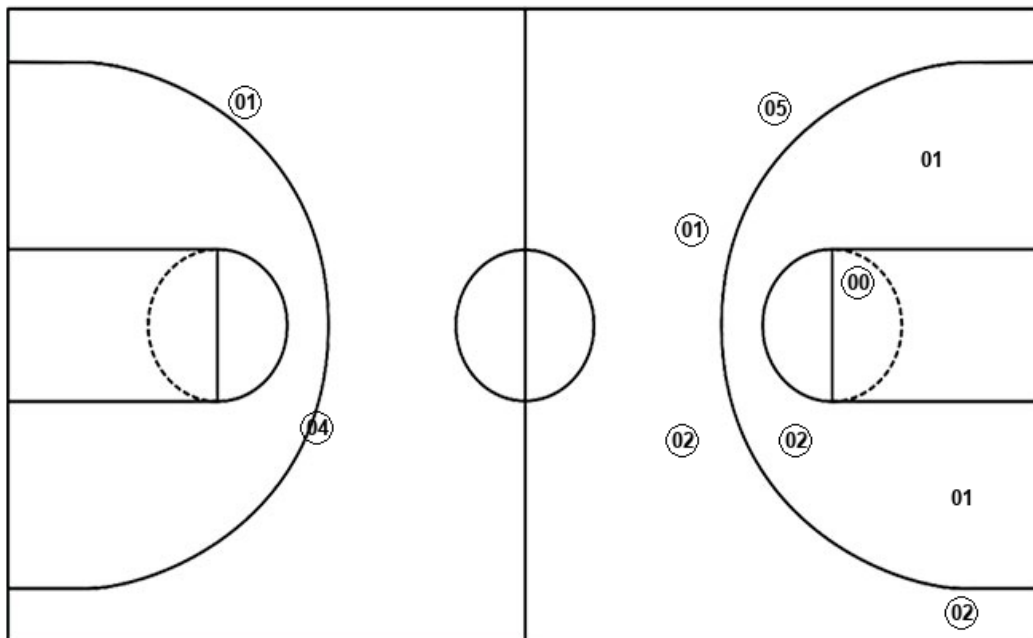


Layups

Layups

Dunks

Dunks



ORG : Period 1	Made	Att	Pct
Layups	0	0	0
Dunks	1	1	100.0
2PT Field Goals	3	5	60.0
3PT Field Goals	4	4	100.0
Total Field Goals	7	9	77.8

ORG : Period 2	Made	Att	Pct
Layups	0	0	0
Dunks	1	1	100.0
2PT Field Goals	1	1	100.0
3PT Field Goals	2	2	100.0
Total Field Goals	3	3	100.0

Official Shot Chart
 Orange vs Black
 Black Team Shots
 October 20, 2018

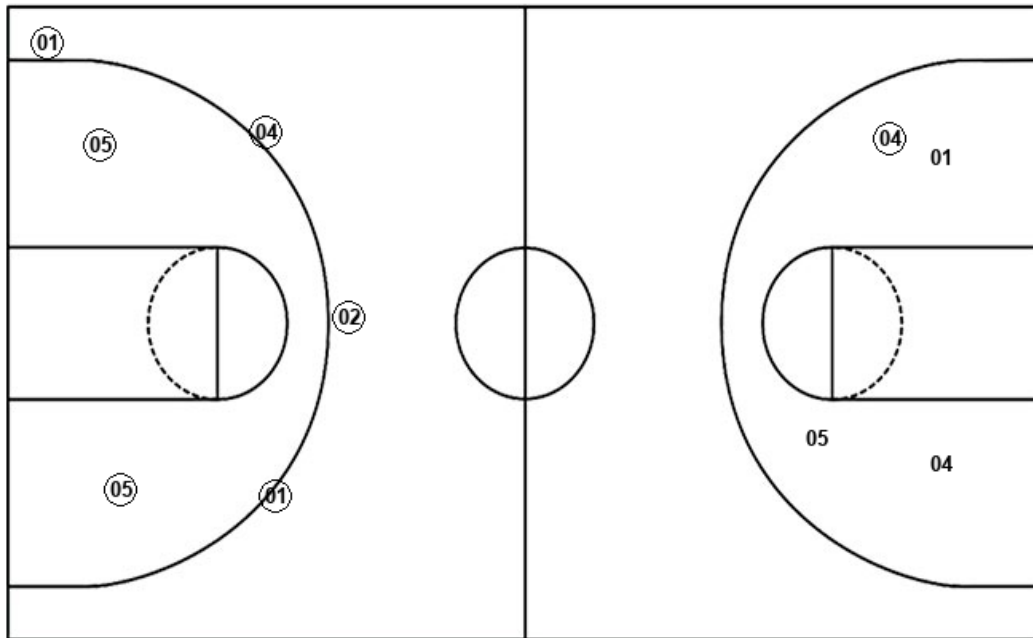


Layups

Layups

Dunks

Dunks



BLK : Period 1	Made	Att	Pct
Layups	0	3	00.0
Dunks	2	2	100.0
2PT Field Goals	4	7	57.1
3PT Field Goals	4	4	100.0
Total Field Goals	8	11	72.7

BLK : Period 2	Made	Att	Pct
Layups	0	0	0
Dunks	1	1	100.0
2PT Field Goals	2	5	40.0
3PT Field Goals	0	0	0
Total Field Goals	2	5	40.0