

FINAL SCORE



Arizona

69



Washington

59

February 08, 2019 • Alaska Airlines Arena - Seattle, WA

FINAL STATISTICS

Official Box Score
Arizona vs Washington
Game Totals -- Final Statistics
February 08, 2019 at Alaska Airlines Arena - Seattle, WA



Arizona 69

No.	Player	S	Pts	FG	3FG	FT	OR	DR	TR	PF	A	TO	Blk	Stl	Min	+/-
02	MCDONALD, AARI		24	6-11	1-5	11-19	0	7	7	1	4	5	0	3	39	10
04	ALONSO, LUCIA		3	1-4	1-3	0-0	0	1	1	0	2	4	0	1	27	7
14	THOMAS, SAM		15	6-10	3-5	0-0	1	5	6	3	0	1	2	2	36	5
20	MCBRYDE, DOMINIQUE		10	4-8	2-3	0-0	0	4	4	1	2	3	0	1	35	13
25	REESE, CATE		8	4-6	0-0	0-2	1	2	3	4	1	4	0	0	20	-2
10	STARKS, TEE TEE		0	0-0	0-0	0-0	0	0	0	4	1	1	0	0	9	5
21	GRAHAM, DESTINY		5	1-1	1-1	2-2	0	2	2	4	0	3	0	1	16	6
24	NIXON, BRYCE		2	0-0	0-0	2-2	0	0	0	0	0	0	0	1	3	-1
34	SMITH, SEMAJ		2	1-3	0-0	0-0	2	4	6	3	0	1	0	2	15	7
	TEAM						3	1	4	0		0				
TOTALS			69	23-43	8-17	15-25	7	26	33	20	10	22	2	11	200	

Shooting By Period

Period	FG	FG%	3FG	3FG%	FT	FT%
1st Qtr	7-13	54%	2-3	67%	2-4	50%
2nd Qtr	3-9	33%	2-6	33%	2-2	100%
3rd Qtr	7-12	58%	2-5	40%	2-2	100%
4th Qtr	6-9	67%	2-3	67%	9-17	53%
1st Half	10-22	45%	4-9	44%	4-6	67%
2nd Half	13-21	62%	4-8	50%	11-19	58%
Game	23-43	53.5%	8-17	47.1%	15-25	60.0%

Last FG: 4th-00:40
 Biggest Run: 8-0
 Largest lead: By 11 at 4-00:40
 Technical Fouls: None.

Washington 59

No.	Player	S	Pts	FG	3FG	FT	OR	DR	TR	PF	A	TO	Blk	Stl	Min	+/-
03	HENSON, MAI-LONI		5	2-9	1-4	0-0	1	7	8	0	2	3	0	1	28	-14
04	MELGOZA, AMBER		24	8-18	3-6	5-6	1	3	4	3	1	2	0	1	32	-6
24	MOSER, JENNA		2	1-3	0-1	0-0	0	2	2	3	2	4	0	2	27	-15
44	PETERSON, MISSY		0	0-3	0-1	0-0	1	2	3	0	1	3	1	0	12	2
53	REES, DARCY		13	5-11	1-4	2-4	1	1	2	3	0	1	2	1	29	-9
01	JOHNSON, HANNAH		5	1-2	1-2	2-2	1	1	2	0	0	1	0	0	11	1
12	HAGSTROM, MONTANA		1	0-0	0-0	1-2	0	1	1	3	0	0	0	0	15	-13
15	VAN DYKE, HALEY		0	0-2	0-1	0-2	1	0	1	1	1	1	1	2	11	0
20	ROOKS, KHAYLA		0	0-0	0-0	0-0	0	0	0	2	2	2	0	0	4	-2
25	WATKINS, T.T.		6	2-3	0-0	2-2	1	0	1	3	1	0	1	2	18	-4
35	GRIGGSBY, ALEXIS		3	1-3	1-2	0-0	0	0	0	5	0	0	0	0	14	10
	TEAM						2	1	3	0		0				
TOTALS			59	20-54	7-21	12-18	9	18	27	23	10	17	5	9	200	

Shooting By Period

Period	FG	FG%	3FG	3FG%	FT	FT%
1st Qtr	5-14	36%	3-8	38%	2-2	100%
2nd Qtr	4-13	31%	2-5	40%	0-2	00%
3rd Qtr	8-14	57%	2-5	40%	1-1	100%
4th Qtr	3-13	23%	0-3	00%	9-13	69%
1st Half	9-27	33%	5-13	38%	2-4	50%
2nd Half	11-27	41%	2-8	25%	10-14	71%
Game	20-54	37.0%	7-21	33.3%	12-18	66.7%

Last FG: 4th-02:17
 Biggest Run: 7-0
 Largest lead: By 5 at 2-05:43
 Technical Fouls: None.

Game Notes:

Officials: Anita Ortega, Charles Gonzalez, Karen Lasuik
 Attendance: 1444

Start Time: 2019-02-08 03:00:29
 End Time: 2019-02-08 05:12:26
 Game Duration: 131
 Conference Game;

Score	1st	2nd	3rd	4th	TOT
ARZ	18	10	18	23	69
WSH	15	10	19	15	59

ARZ led for 23:34. WSH led for 11:43.
 Game was tied for 4:44.
 Times tied: 8 Lead Changes: 14

Points from	ARZ	WSH
In the Paint	22	24
Off Turns	17	17
2nd Chance	3	8
Fast Break	11	5
Bench	9	15

Official Box Score
Arizona vs Washington
First Half Statistics Only
February 08, 2019 at Alaska Airlines Arena - Seattle, WA



Arizona 28

No.	Player	S	Pts	FG	3FG	FT	OR	DR	TR	PF	A	TO	Blk	Stl	Min	+/-
10	STARKS, TEE TEE		0	0-0	0-0	0-0	0	0	0	3	1	0	0	0	7	8
14	THOMAS, SAM		5	2-5	1-2	0-0	1	3	4	1	0	1	1	2	16	-2
20	MCBRYDE, DOMINIQUE		6	2-6	2-3	0-0	0	1	1	1	1	1	0	1	18	6
21	GRAHAM, DESTINY		0	0-0	0-0	0-0	0	0	0	0	0	2	0	1	5	-1
24	NIXON, BRYCE		0	0-0	0-0	0-0	0	0	0	0	0	0	0	0	0	0
25	REESE, CATE		6	3-3	0-0	0-0	0	1	1	3	1	3	0	0	10	1
34	SMITH, SEMAJ		0	0-1	0-0	0-0	1	2	3	0	0	1	0	2	10	2
02	MCDONALD, AARI		11	3-5	1-3	4-6	0	3	3	1	0	3	0	2	19	3
04	ALONSO, LUCIA		0	0-2	0-1	0-0	0	0	0	0	1	3	0	1	15	-2
	TEAM		0	0-0	0-0	0-0	2	1	3	0	0	0	0	0	0	0
TOTALS			28	10-22	4-9	4-6	4	11	15	9	4	14	1	9	100	

Shooting By Period

Period	FG	FG%	3FG	3FG%	FT	FT%
1st Qtr	7-13	54%	2-3	67%	2-4	50%
2nd Qtr	3-9	33%	2-6	33%	2-2	100%
1st Half	10-22	45%	4-9	44%	4-6	67%
Game	23-43	53.5%	8-17	47.1%	15-25	60.0%

Last FG Half: ARZ 2nd-04:30

Washington 25

No.	Player	S	Pts	FG	3FG	FT	OR	DR	TR	PF	A	TO	Blk	Stl	Min	+/-
01	JOHNSON, HANNAH		0	0-1	0-1	0-0	1	1	2	0	0	1	0	0	4	1
03	HENSON, MAI-LONI		0	0-6	0-3	0-0	0	2	2	0	0	1	0	1	12	-8
04	MELGOZA, AMBER		11	4-8	3-4	0-0	1	2	3	1	1	1	0	0	13	1
12	HAGSTROM, MONTANA		0	0-0	0-0	0-0	0	0	0	2	0	0	0	0	4	-3
15	VAN DYKE, HALEY		0	0-2	0-1	0-2	1	0	1	1	1	1	1	2	8	4
20	ROOKS, KHAYLA		0	0-0	0-0	0-0	0	0	0	1	0	2	0	0	1	-2
24	MOSER, JENNA		0	0-0	0-0	0-0	0	1	1	1	1	3	0	0	13	-8
25	WATKINS, T.T.		4	1-1	0-0	2-2	1	0	1	2	1	0	1	1	12	-4
35	GRIGGSBY, ALEXIS		3	1-2	1-1	0-0	0	0	0	1	0	0	0	0	7	4
44	PETERSON, MISSY		0	0-3	0-1	0-0	1	2	3	0	1	3	1	0	12	2
53	REES, DARCY		7	3-4	1-2	0-0	0	0	0	1	0	1	1	0	15	-2
	TEAM		0	0-0	0-0	0-0	2	1	3	0	0	0	0	0	0	0
TOTALS			25	9-27	5-13	2-4	7	9	16	10	5	13	4	4	100	

Shooting By Period

Period	FG	FG%	3FG	3FG%	FT	FT%
1st Qtr	5-14	36%	3-8	38%	2-2	100%
2nd Qtr	4-13	31%	2-5	40%	0-2	00%
1st Half	9-27	33%	5-13	38%	2-4	50%
Game	20-54	37.0%	7-21	33.3%	12-18	66.7%

Last FG Half: WSH 2nd-05:43

Game Notes:

Officials: Anita Ortega, Charles Gonzalez, Karen Lasuik
 Attendance: 1444

Start Time: 2019-02-08 03:00:29
 End Time: 2019-02-08 05:12:26
 Game Duration: 131
 Conference Game;

Score	1st	2nd	3rd	4th	TOT
ARZ	18	10	18	23	69
WSH	15	10	19	15	59

Points from (This Period)	ARZ	WSH
In the Paint	6	6
Off Turns	12	9
2nd Chance	0	6
Fast Break	3	0
Bench	0	7

Official Box Score
Arizona vs Washington
First Quarter Statistics Only
February 08, 2019 at Alaska Airlines Arena - Seattle, WA



Arizona 18

No.	Player	S	Pts	FG	3FG	FT	OR	DR	TR	PF	A	TO	Blk	Stl	Min	+/-
02	MCDONALD, AARI		4	1-2	0-1	2-4	0	2	2	0	0	3	0	1	9	3
04	ALONSO, LUCIA		0	0-0	0-0	0-0	0	0	0	0	1	1	0	0	8	1
14	THOMAS, SAM		2	1-3	0-0	0-0	1	0	1	1	0	1	0	2	6	-2
20	MCBRYDE, DOMINIQUE		6	2-4	2-2	0-0	0	0	0	0	0	0	0	0	9	3
25	REESE, CATE		6	3-3	0-0	0-0	0	1	1	1	1	2	0	0	8	1
10	STARKS, TEE TEE		0	0-0	0-0	0-0	0	0	0	2	1	0	0	0	4	5
21	GRAHAM, DESTINY		0	0-0	0-0	0-0	0	0	0	0	0	0	0	1	3	2
24	NIXON, BRYCE		0	0-0	0-0	0-0	0	0	0	0	0	0	0	0	0	0
34	SMITH, SEMAJ		0	0-1	0-0	0-0	1	0	1	0	0	0	0	1	3	2
	TEAM						2	1	3	0		0				
TOTALS			18	7-13	2-3	2-4	4	4	8	4	3	7	0	5	50	

Shooting By Period

Period	FG	FG%	3FG	3FG%	FT	FT%
1st Qtr	7-13	54%	2-3	67%	2-4	50%
2nd Qtr	3-9	33%	2-6	33%	2-2	100%
1st Half	7-13	54%	2-3	67%	2-4	50%
1st Half	10-22	45%	4-9	44%	4-6	67%
Game	23-43	53.5%	8-17	47.1%	15-25	60.0%

Washington 15

No.	Player	S	Pts	FG	3FG	FT	OR	DR	TR	PF	A	TO	Blk	Stl	Min	+/-
03	HENSON, MAI-LONI		0	0-5	0-3	0-0	0	1	1	0	0	0	0	1	6	-3
04	MELGOZA, AMBER		3	1-1	1-1	0-0	0	0	0	1	1	0	0	0	4	1
24	MOSER, JENNA		0	0-0	0-0	0-0	0	1	1	0	1	2	0	0	7	-3
44	PETERSON, MISSY		0	0-1	0-0	0-0	1	1	2	0	0	1	1	0	7	-3
53	REES, DARCY		5	2-3	1-2	0-0	0	0	0	0	0	1	1	0	7	-2
01	JOHNSON, HANNAH		0	0-1	0-1	0-0	1	0	1	0	0	1	0	0	2	1
12	HAGSTROM, MONTANA		0	0-0	0-0	0-0	0	0	0	1	0	0	0	0	3	-5
15	VAN DYKE, HALEY		0	0-0	0-0	0-0	0	0	0	1	1	0	1	0	4	1
20	ROOKS, KHAYLA		0	0-0	0-0	0-0	0	0	0	1	0	2	0	0	1	-2
25	WATKINS, T.T.		4	1-1	0-0	2-2	1	0	1	1	0	0	1	0	6	-1
35	GRIGGSBY, ALEXIS		3	1-2	1-1	0-0	0	0	0	0	0	0	0	0	4	1
	TEAM						1	1	2	0		0				
TOTALS			15	5-14	3-8	2-2	4	4	8	5	3	7	4	1	50	

Shooting By Period

Period	FG	FG%	3FG	3FG%	FT	FT%
1st Qtr	5-14	36%	3-8	38%	2-2	100%
2nd Qtr	4-13	31%	2-5	40%	0-2	00%
1st Half	5-14	36%	3-8	38%	2-2	100%
1st Half	9-27	33%	5-13	38%	2-4	50%
Game	20-54	37.0%	7-21	33.3%	12-18	66.7%

Game Notes:

Officials: Anita Ortega, Charles Gonzalez, Karen Lasuik
Attendance: 1444

Start Time: 2019-02-08 03:00:29
End Time: 2019-02-08 05:12:26
Game Duration: 131
Conference Game;

Score	1st	2nd	3rd	4th	TOT
ARZ	18	10	18	23	69
WSH	15	10	19	15	59

Points from (This Period)	ARZ	WSH
In the Paint	4	4
Off Turns	7	4
2nd Chance	0	4
Fast Break	1	0
Bench	0	7

Official Play-By-Play
Arizona vs Washington
First Quarter
February 08, 2019 at Alaska Airlines Arena - Seattle, WA



Period 1

Starters:

Arizona: 14 THOMAS, SAM; 20 MCBRYDE, DOMINIQUE; 25 REESE, CATE; 2 MCDONALD, AARI; 4 ALONSO, LUCIA;

Washington: 3 HENSON, MAI-LONI; 4 MELGOZA, AMBER; 24 MOSER, JENNA; 44 PETERSON, MISSY; 53 REES, DARCY;

Time	VISITORS: Arizona	Score	Margin	HOME: Washington
09:42	GOOD! JUMPER by REESE, CATE [PNT]	0-2	V 2	
09:15				TURNOVER (BADPASS) by PETERSON, MISSY
09:15	STEAL by THOMAS, SAM			
09:10	MISSED JUMPER by THOMAS, SAM			
09:10				BLOCK by REES, DARCY
09:06				REBOUND (DEF) by MOSER, JENNA
08:46				MISSED 3PTR by HENSON, MAI-LONI
08:42	REBOUND (DEF) by MCDONALD, AARI			
08:33	MISSED 3PTR by MCDONALD, AARI			
08:31				REBOUND (DEF) by TEAM
08:25		3-2	H 1	GOOD! 3PTR by REES, DARCY
08:25				ASSIST by MOSER, JENNA
08:15	GOOD! JUMPER by THOMAS, SAM	3-4	V 1	
07:52		6-4	H 2	GOOD! 3PTR by MELGOZA, AMBER
07:42	TURNOVER (BADPASS) by THOMAS, SAM			
07:42				STEAL by HENSON, MAI-LONI
07:34				MISSED 3PTR by HENSON, MAI-LONI
07:32				REBOUND (OFF) by TEAM
07:32				SUB OUT: MOSER, JENNA
07:32				SUB IN: WATKINS, T.T.
07:30		8-4	H 4	GOOD! JUMPER by REES, DARCY [PNT]
07:30				ASSIST by MELGOZA, AMBER
07:15	GOOD! JUMPER by REESE, CATE [PNT]	8-6	H 2	
06:56				MISSED LAYUP by HENSON, MAI-LONI
06:53	REBOUND (DEF) by REESE, CATE			
06:50				FOUL (PERSONAL) by MELGOZA, AMBER
06:50	GOOD! FT by MCDONALD, AARI [FB]	8-7	H 1	
06:50				SUB OUT: HENSON, MAI-LONI
06:50				SUB IN: VAN DYKE, HALEY
06:50				SUB OUT: MELGOZA, AMBER
06:50				SUB IN: GRIGGSBY, ALEXIS
06:50	MISSED FT by MCDONALD, AARI			
06:48	REBOUND (OFF) by TEAM			
06:48				SUB OUT: REES, DARCY
06:48				SUB IN: JOHNSON, HANNAH
06:44	MISSED JUMPER by MCBRYDE, DOMINIQUE			
06:44				BLOCK by VAN DYKE, HALEY
06:39	REBOUND (OFF) by THOMAS, SAM			
06:36	MISSED JUMPER by THOMAS, SAM			
06:32				REBOUND (DEF) by PETERSON, MISSY
06:20		11-7	H 4	GOOD! 3PTR by GRIGGSBY, ALEXIS
06:20				ASSIST by VAN DYKE, HALEY
05:56	TURNOVER (BADPASS) by MCDONALD, AARI			
05:56	SUB OUT: REESE, CATE			
05:56	SUB IN: STARKS, TEE TEE			
05:56	SUB OUT: ALONSO, LUCIA			
05:56	SUB IN: SMITH, SEMAJ			
05:56	SUB OUT: THOMAS, SAM			
05:56	SUB IN: GRAHAM, DESTINY			
05:38				MISSED JUMPER by GRIGGSBY, ALEXIS
05:35				REBOUND (OFF) by JOHNSON, HANNAH
05:32				TURNOVER (BADPASS) by JOHNSON, HANNAH
05:18				FOUL (PERSONAL) by VAN DYKE, HALEY
05:13	GOOD! LAYUP by MCDONALD, AARI [PNT]	11-9	H 2	
04:45				MISSED 3PTR by JOHNSON, HANNAH
04:41	REBOUND (DEF) by MCDONALD, AARI			
04:39	MISSED JUMPER by MCBRYDE, DOMINIQUE			
04:39				BLOCK by PETERSON, MISSY
04:36	REBOUND (OFF) by SMITH, SEMAJ			
04:36	MISSED JUMPER by SMITH, SEMAJ			
04:36				BLOCK by WATKINS, T.T.
04:35	REBOUND (OFF) by TEAM			
04:35				SUB OUT: JOHNSON, HANNAH
04:35				SUB IN: HENSON, MAI-LONI
04:35				SUB OUT: VAN DYKE, HALEY
04:35				SUB IN: ROOKS, KHAYLA
04:35				SUB OUT: PETERSON, MISSY
04:35				SUB IN: MOSER, JENNA
04:25	TURNOVER (BADPASS) by MCDONALD, AARI			

Time	VISITORS: Arizona	Score	Margin	HOME: Washington
04:13	FOUL (PERSONAL) by STARKS, TEE TEE			
04:13	SUB OUT: MCBRYDE, DOMINIQUE			
04:13	SUB IN: REESE, CATE			
04:13	SUB OUT: MCDONALD, AARI			
04:13	SUB IN: ALONSO, LUCIA			
04:04				TURNOVER (LOSTBALL) by ROOKS, KHAYLA
04:04	STEAL by SMITH, SEMAJ			
03:46	GOOD! JUMPER by REESE, CATE	11-11	T	
03:46	ASSIST by STARKS, TEE TEE			
03:35				TURNOVER (BADPASS) by ROOKS, KHAYLA
03:35	STEAL by GRAHAM, DESTINY			
03:30				FOUL (PERSONAL) by ROOKS, KHAYLA
03:30				SUB OUT: ROOKS, KHAYLA
03:30				SUB IN: REES, DARCY
03:30	FOUL (OFF) by REESE, CATE			
03:30	TURNOVER (OFFENSIVE) by REESE, CATE			
03:04				MISSED JUMPER by HENSON, MAI-LONI
03:02				REBOUND (OFF) by WATKINS, T.T.
03:00		13-11	H 2	GOOD! JUMPER by WATKINS, T.T. [PNT]
02:47	TURNOVER (TRAVEL) by REESE, CATE			
02:47				SUB OUT: HENSON, MAI-LONI
02:47				SUB IN: HAGSTROM, MONTANA
02:47				SUB OUT: GRIGGSBY, ALEXIS
02:47				SUB IN: PETERSON, MISSY
02:47	SUB OUT: GRAHAM, DESTINY			
02:47	SUB IN: MCDONALD, AARI			
02:47	SUB OUT: SMITH, SEMAJ			
02:47	SUB IN: MCBRYDE, DOMINIQUE			
02:34				TURNOVER (TRAVEL) by REES, DARCY
02:19	GOOD! 3PTR by MCBRYDE, DOMINIQUE	13-14	V 1	
02:19	ASSIST by REESE, CATE			
02:03	FOUL (PERSONAL) by STARKS, TEE TEE			
02:03	SUB OUT: STARKS, TEE TEE			
02:03	SUB IN: THOMAS, SAM			
02:02	FOUL (PERSONAL) by THOMAS, SAM			
02:02		14-14	T	GOOD! FT by WATKINS, T.T.
02:02		15-14	H 1	GOOD! FT by WATKINS, T.T.
01:52				FOUL (PERSONAL) by WATKINS, T.T.
01:52				SUB OUT: WATKINS, T.T.
01:52				SUB IN: HENSON, MAI-LONI
01:45	GOOD! 3PTR by MCBRYDE, DOMINIQUE	15-17	V 2	
01:45	ASSIST by ALONSO, LUCIA			
01:23				MISSED 3PTR by REES, DARCY
01:20				REBOUND (OFF) by PETERSON, MISSY
01:20				MISSED LAYUP by PETERSON, MISSY
01:20	REBOUND (DEF) by TEAM			
01:20				FOUL (PERSONAL) by HAGSTROM, MONTANA
01:20	GOOD! FT by MCDONALD, AARI	15-18	V 3	
01:20				SUB OUT: PETERSON, MISSY
01:20				SUB IN: VAN DYKE, HALEY
01:20	MISSED FT by MCDONALD, AARI			
01:18				REBOUND (DEF) by HENSON, MAI-LONI
01:01				MISSED 3PTR by HENSON, MAI-LONI
00:57	REBOUND (DEF) by TEAM			
00:36	TURNOVER (BADPASS) by ALONSO, LUCIA			
00:36				SUB OUT: HENSON, MAI-LONI
00:36				SUB IN: MELGOZA, AMBER
00:20				TURNOVER (BADPASS) by MOSER, JENNA
00:20	STEAL by THOMAS, SAM			
00:07	TURNOVER (BADPASS) by MCDONALD, AARI			
00:03				TURNOVER (BADPASS) by MOSER, JENNA
00:03	STEAL by MCDONALD, AARI			

Arizona 18, Washington 15

Points from (This Period)	ARZ	WSH
In the Paint	4	4
Off Turns	7	4
2nd Chance	0	4
Fast Break	1	0
Bench	0	7

Official Box Score
Arizona vs Washington
Second Quarter Statistics Only
February 08, 2019 at Alaska Airlines Arena - Seattle, WA



Arizona 10

No.	Player	S	Pts	FG	3FG	FT	OR	DR	TR	PF	A	TO	Blk	Stl	Min	+/-
02	MCDONALD, AARI		7	2-3	1-2	2-2	0	1	1	1	0	0	0	1	10	0
04	ALONSO, LUCIA		0	0-2	0-1	0-0	0	0	0	0	0	2	0	1	7	-3
14	THOMAS, SAM		3	1-2	1-2	0-0	0	3	3	0	0	0	1	0	10	0
20	MCBRYDE, DOMINIQUE		0	0-2	0-1	0-0	0	1	1	1	1	1	0	1	9	3
25	REESE, CATE		0	0-0	0-0	0-0	0	0	0	2	0	1	0	0	2	0
10	STARKS, TEE TEE		0	0-0	0-0	0-0	0	0	0	1	0	0	0	0	3	3
21	GRAHAM, DESTINY		0	0-0	0-0	0-0	0	0	0	0	0	2	0	0	2	-3
24	NIXON, BRYCE		0	0-0	0-0	0-0	0	0	0	0	0	0	0	0	0	0
34	SMITH, SEMAJ		0	0-0	0-0	0-0	0	2	2	0	0	1	0	1	7	0
	TEAM						0	0	0	0		0				
TOTALS			10	3-9	2-6	2-2	0	7	7	5	1	7	1	4	50	

Shooting By Period

Period	FG	FG%	3FG	3FG%	FT	FT%
3rd Qtr	7-12	58%	2-5	40%	2-2	100%
4th Qtr	6-9	67%	2-3	67%	9-17	53%
2nd Half	3-9	33%	2-6	33%	2-2	100%
2nd Half	13-21	62%	4-8	50%	11-19	58%
Game	23-43	53.5%	8-17	47.1%	15-25	60.0%

Washington 10

No.	Player	S	Pts	FG	3FG	FT	OR	DR	TR	PF	A	TO	Blk	Stl	Min	+/-
03	HENSON, MAI-LONI		0	0-1	0-0	0-0	0	1	1	0	0	1	0	0	6	-5
04	MELGOZA, AMBER		8	3-7	2-3	0-0	1	2	3	0	0	1	0	0	9	0
24	MOSER, JENNA		0	0-0	0-0	0-0	0	0	0	1	0	1	0	0	6	-5
44	PETERSON, MISSY		0	0-2	0-1	0-0	0	1	1	0	1	2	0	0	5	5
53	REES, DARCY		2	1-1	0-0	0-0	0	0	0	1	0	0	0	0	8	0
01	JOHNSON, HANNAH		0	0-0	0-0	0-0	0	1	1	0	0	0	0	0	2	0
12	HAGSTROM, MONTANA		0	0-0	0-0	0-0	0	0	0	1	0	0	0	0	1	2
15	VAN DYKE, HALEY		0	0-2	0-1	0-2	1	0	1	0	0	1	0	2	4	3
20	ROOKS, KHAYLA		0	0-0	0-0	0-0	0	0	0	0	0	0	0	0	0	0
25	WATKINS, T.T.		0	0-0	0-0	0-0	0	0	0	1	1	0	0	1	6	-3
35	GRIGGSBY, ALEXIS		0	0-0	0-0	0-0	0	0	0	1	0	0	0	0	3	3
	TEAM						1	0	1	0		0				
TOTALS			10	4-13	2-5	0-2	3	5	8	5	2	6	0	3	50	

Shooting By Period

Period	FG	FG%	3FG	3FG%	FT	FT%
3rd Qtr	8-14	57%	2-5	40%	1-1	100%
4th Qtr	3-13	23%	0-3	00%	9-13	69%
2nd Half	4-13	31%	2-5	40%	0-2	00%
2nd Half	11-27	41%	2-8	25%	10-14	71%
Game	20-54	37.0%	7-21	33.3%	12-18	66.7%

Game Notes:

Officials: Anita Ortega, Charles Gonzalez, Karen Lasuik
 Attendance: 1444

Start Time: 2019-02-08 03:00:29
 End Time: 2019-02-08 05:12:26
 Game Duration: 131
 Conference Game;

Score	1st	2nd	3rd	4th	TOT
ARZ	18	10	18	23	69
WSH	15	10	19	15	59

Points from (This Period)	ARZ	WSH
In the Paint	2	2
Off Turns	5	5
2nd Chance	0	2
Fast Break	2	0
Bench	0	0

Official Play-By-Play
Arizona vs Washington
Second Quarter
February 08, 2019 at Alaska Airlines Arena - Seattle, WA



Period 2

Starters:

Arizona: 14 THOMAS,SAM; 20 MCBRYDE,DOMINIQUE; 25 REESE,CATE; 2 MCDONALD,AARI; 4 ALONSO,LUCIA;

Washington: 3 HENSON,MAI-LONI; 4 MELGOZA,AMBER; 24 MOSER,JENNA; 44 PETERSON,MISSY; 53 REES,DARCY;

Time	VISITORS: Arizona	Score	Margin	HOME: Washington
09:33				MISSED 3PTR by VAN DYKE, HALEY
09:29				REBOUND (OFF) by VAN DYKE, HALEY
09:29	FOUL (PERSONAL) by REESE, CATE			
09:29				MISSED FT by VAN DYKE, HALEY
09:29				REBOUND (OFF) by TEAM
09:29	SUB OUT: REESE, CATE			
09:29	SUB IN: SMITH, SEMAJ			
09:29				MISSED FT by VAN DYKE, HALEY
09:27	REBOUND (DEF) by SMITH, SEMAJ			
09:14	TURNOVER (LOSTBALL) by ALONSO, LUCIA			
08:57		17-18	V 1	GOOD! JUMPER by REES, DARCY [PNT]
08:48				FOUL (PERSONAL) by HAGSTROM, MONTANA
08:48				SUB OUT: HAGSTROM, MONTANA
08:48				SUB IN: GRIGGSBY, ALEXIS
08:31	TURNOVER (LOSTBALL) by SMITH, SEMAJ			
08:31				STEAL by VAN DYKE, HALEY
08:25				TURNOVER (BADPASS) by PETERSON, MISSY
08:25	STEAL by ALONSO, LUCIA			
08:21	MISSED LAYUP by ALONSO, LUCIA			
08:19				REBOUND (DEF) by MELGOZA, AMBER
08:03		20-18	H 2	GOOD! 3PTR by MELGOZA, AMBER
08:03				ASSIST by PETERSON, MISSY
07:46	TURNOVER (BADPASS) by ALONSO, LUCIA			
07:46				STEAL by VAN DYKE, HALEY
07:39				MISSED JUMPER by VAN DYKE, HALEY
07:37	REBOUND (DEF) by MCDONALD, AARI			
07:36				FOUL (PERSONAL) by GRIGGSBY, ALEXIS
07:36				SUB OUT: VAN DYKE, HALEY
07:36				SUB IN: WATKINS, T.T.
07:36	SUB OUT: ALONSO, LUCIA			
07:36	SUB IN: STARKS, TEE TEE			
07:36	SUB OUT: SMITH, SEMAJ			
07:36	SUB IN: GRAHAM, DESTINY			
07:28	MISSED 3PTR by MCDONALD, AARI			
07:24				REBOUND (DEF) by PETERSON, MISSY
07:10				MISSED JUMPER by MELGOZA, AMBER
07:07				REBOUND (OFF) by TEAM
07:04		22-18	H 4	GOOD! JUMPER by MELGOZA, AMBER
06:50	TURNOVER (LOSTBALL) by GRAHAM, DESTINY			
06:50				STEAL by WATKINS, T.T.
06:45				MISSED JUMPER by PETERSON, MISSY
06:42	REBOUND (DEF) by THOMAS, SAM			
06:39	FOUL (OFF) by MCBRYDE, DOMINIQUE			
06:39	TURNOVER (OFFENSIVE) by MCBRYDE, DOMINIQUE			
06:32				MISSED 3PTR by PETERSON, MISSY
06:28				REBOUND (OFF) by MELGOZA, AMBER
06:24				TURNOVER (BADPASS) by MELGOZA, AMBER
06:20	GOOD! LAYUP by MCDONALD, AARI [FB/PNT]	22-20	H 2	
06:13				TURNOVER (BADPASS) by PETERSON, MISSY
06:09				SUB OUT: PETERSON, MISSY
06:09				SUB IN: MOSER, JENNA
06:09	SUB OUT: MCBRYDE, DOMINIQUE			
06:09	SUB IN: SMITH, SEMAJ			
05:59	TURNOVER (TRAVEL) by GRAHAM, DESTINY			
05:59				SUB OUT: GRIGGSBY, ALEXIS
05:59				SUB IN: HENSON, MAI-LONI
05:43		25-20	H 5	GOOD! 3PTR by MELGOZA, AMBER
05:43				ASSIST by WATKINS, T.T.
05:28	SUB OUT: GRAHAM, DESTINY			
05:28	SUB IN: MCBRYDE, DOMINIQUE			
05:07	GOOD! 3PTR by THOMAS, SAM	25-23	H 2	
05:07	ASSIST by MCBRYDE, DOMINIQUE			
04:57				TURNOVER (BADPASS) by HENSON, MAI-LONI
04:57	STEAL by SMITH, SEMAJ			
04:30	GOOD! 3PTR by MCDONALD, AARI	25-26	V 1	
04:11	FOUL (PERSONAL) by STARKS, TEE TEE			
04:11				SUB OUT: MELGOZA, AMBER
04:11				SUB IN: JOHNSON, HANNAH
04:11				SUB OUT: REES, DARCY

Time	VISITORS: Arizona	Score	Margin	HOME: Washington
04:11				SUB IN: PETERSON, MISSY
04:11	SUB OUT: STARKS, TEE TEE			
04:11	SUB IN: ALONSO, LUCIA			
03:43				MISSED JUMPER by HENSON, MAI-LONI
03:43	BLOCK by THOMAS, SAM			
03:40	REBOUND (DEF) by THOMAS, SAM			
03:23				FOUL (PERSONAL) by MOSER, JENNA
03:23				SUB OUT: PETERSON, MISSY
03:23				SUB IN: MELGOZA, AMBER
03:10	MISSED 3PTR by MCBRYDE, DOMINIQUE			
03:06				REBOUND (DEF) by JOHNSON, HANNAH
02:59				MISSED JUMPER by MELGOZA, AMBER
02:57	REBOUND (DEF) by SMITH, SEMAJ			
02:33	MISSED JUMPER by MCBRYDE, DOMINIQUE			
02:29				REBOUND (DEF) by HENSON, MAI-LONI
02:24				MISSED 3PTR by MELGOZA, AMBER
02:20	REBOUND (DEF) by MCBRYDE, DOMINIQUE			
02:07	MISSED 3PTR by THOMAS, SAM			
02:03				REBOUND (DEF) by MELGOZA, AMBER
01:58	FOUL (PERSONAL) by MCDONALD, AARI			
01:58				SUB OUT: JOHNSON, HANNAH
01:58				SUB IN: REES, DARCY
01:58	SUB OUT: SMITH, SEMAJ			
01:58	SUB IN: REESE, CATE			
01:41				TURNOVER (BADPASS) by MOSER, JENNA
01:41	STEAL by MCDONALD, AARI			
01:37				FOUL (PERSONAL) by WATKINS, T.T.
01:37				SUB OUT: WATKINS, T.T.
01:37				SUB IN: VAN DYKE, HALEY
01:21	FOUL (OFF) by REESE, CATE			
01:21	TURNOVER (OFFENSIVE) by REESE, CATE			
00:56	SUB OUT: REESE, CATE			
00:56	SUB IN: SMITH, SEMAJ			
00:51				MISSED JUMPER by MELGOZA, AMBER
00:48	REBOUND (DEF) by THOMAS, SAM			
00:28				FOUL (PERSONAL) by REES, DARCY
00:28	GOOD! FT by MCDONALD, AARI	25-27	V 2	
00:28	GOOD! FT by MCDONALD, AARI	25-28	V 3	
00:17				TURNOVER (BADPASS) by VAN DYKE, HALEY
00:17	STEAL by MCBRYDE, DOMINIQUE			
00:01	MISSED 3PTR by ALONSO, LUCIA			
00:00	REBOUND (OFF) by TEAM			

Arizona 28, Washington 25

Points from (This Period)	ARZ	WSH
In the Paint	2	2
Off Turns	5	5
2nd Chance	0	2
Fast Break	2	0
Bench	0	0

Official Box Score
Arizona vs Washington
Second Half Statistics Only
February 08, 2019 at Alaska Airlines Arena - Seattle, WA



Arizona 41

No.	Player	S	Pts	FG	3FG	FT	OR	DR	TR	PF	A	TO	Blk	Stl	Min	+/-
10	STARKS, TEE TEE		0	0-0	0-0	0-0	0	0	0	1	0	1	0	0	2	-3
14	THOMAS, SAM		10	4-5	2-3	0-0	0	2	2	2	0	0	1	0	20	7
20	MCBRYDE, DOMINIQUE		4	2-2	0-0	0-0	0	3	3	0	1	2	0	0	17	7
21	GRAHAM, DESTINY		5	1-1	1-1	2-2	0	2	2	4	0	1	0	0	11	7
24	NIXON, BRYCE		2	0-0	0-0	2-2	0	0	0	0	0	0	0	1	3	-1
25	REESE, CATE		2	1-3	0-0	0-2	1	1	2	1	0	1	0	0	10	-3
34	SMITH, SEMAJ		2	1-2	0-0	0-0	1	2	3	3	0	0	0	0	5	5
02	MCDONALD, AARI		13	3-6	0-2	7-13	0	4	4	0	4	2	0	1	20	7
04	ALONSO, LUCIA		3	1-2	1-2	0-0	0	1	1	0	1	1	0	0	12	9
	TEAM		0	0-0	0-0	0-0	1	0	1	0	0	0	0	0	0	0
TOTALS			41	13-21	4-8	11-19	3	15	18	11	6	8	1	2	100	

Shooting By Period

Period	FG	FG%	3FG	3FG%	FT	FT%
3rd Qtr	7-12	58%	2-5	40%	2-2	100%
4th Qtr	6-9	67%	2-3	67%	9-17	53%
2nd Half	13-21	62%	4-8	50%	11-19	58%
Game	23-43	53.5%	8-17	47.1%	15-25	60.0%

Last FG Half: ARZ 4th-00:40

Washington 34

No.	Player	S	Pts	FG	3FG	FT	OR	DR	TR	PF	A	TO	Blk	Stl	Min	+/-
01	JOHNSON, HANNAH		5	1-1	1-1	2-2	0	0	0	0	0	0	0	0	7	0
03	HENSON, MAI-LONI		5	2-3	1-1	0-0	1	5	6	0	2	2	0	0	15	-6
04	MELGOZA, AMBER		13	4-10	0-2	5-6	0	1	1	2	0	1	0	1	19	-7
12	HAGSTROM, MONTANA		1	0-0	0-0	1-2	0	1	1	1	0	0	0	0	11	-10
15	VAN DYKE, HALEY		0	0-0	0-0	0-0	0	0	0	0	0	0	0	0	3	-4
20	ROOKS, KHAYLA		0	0-0	0-0	0-0	0	0	0	1	2	0	0	0	3	0
24	MOSER, JENNA		2	1-3	0-1	0-0	0	1	1	2	1	1	0	2	13	-7
25	WATKINS, T.T.		2	1-2	0-0	0-0	0	0	0	1	0	0	0	1	7	0
35	GRIGGSBY, ALEXIS		0	0-1	0-1	0-0	0	0	0	4	0	0	0	0	7	6
44	PETERSON, MISSY		0	0-0	0-0	0-0	0	0	0	0	0	0	0	0	0	0
53	REES, DARCY		6	2-7	0-2	2-4	1	1	2	2	0	0	1	1	14	-7
	TEAM		0	0-0	0-0	0-0	0	0	0	0	0	0	0	0	0	0
TOTALS			34	11-27	2-8	10-14	2	9	11	13	5	4	1	5	100	

Shooting By Period

Period	FG	FG%	3FG	3FG%	FT	FT%
3rd Qtr	8-14	57%	2-5	40%	1-1	100%
4th Qtr	3-13	23%	0-3	00%	9-13	69%
2nd Half	11-27	41%	2-8	25%	10-14	71%
Game	20-54	37.0%	7-21	33.3%	12-18	66.7%

Last FG Half: WSH 4th-02:17

Game Notes:

Officials: Anita Ortega, Charles Gonzalez, Karen Lasuik
 Attendance: 1444

Start Time: 2019-02-08 03:00:29
 End Time: 2019-02-08 05:12:26
 Game Duration: 131
 Conference Game;

Score	1st	2nd	3rd	4th	TOT
ARZ	18	10	18	23	69
WSH	15	10	19	15	59

Points from (This Period)	ARZ	WSH
In the Paint	16	18
Off Turns	5	8
2nd Chance	3	2
Fast Break	8	5
Bench	9	8

Official Box Score
Arizona vs Washington
Third Quarter Statistics Only
February 08, 2019 at Alaska Airlines Arena - Seattle, WA



Arizona 41

No.	Player	S	Pts	FG	3FG	FT	OR	DR	TR	PF	A	TO	Blk	Stl	Min	+/-
02	MCDONALD, AARI		4	2-4	0-2	0-0	0	1	1	0	2	2	0	0	10	-1
04	ALONSO, LUCIA		0	0-0	0-0	0-0	0	1	1	0	1	1	0	0	5	-2
14	THOMAS, SAM		3	1-2	1-2	0-0	0	0	0	0	0	0	0	0	10	-1
20	MCBRYDE, DOMINIQUE		2	1-1	0-0	0-0	0	0	0	0	1	0	0	0	7	-1
25	REESE, CATE		2	1-3	0-0	0-0	1	1	2	0	0	1	0	0	8	-2
10	STARKS, TEE TEE		0	0-0	0-0	0-0	0	0	0	0	0	0	0	0	0	0
21	GRAHAM, DESTINY		3	1-1	1-1	0-0	0	0	0	0	0	0	0	0	5	1
24	NIXON, BRYCE		2	0-0	0-0	2-2	0	0	0	0	0	0	0	1	2	-1
34	SMITH, SEMAJ		2	1-1	0-0	0-0	0	2	2	2	0	0	0	0	3	2
	TEAM						0	0	0	0		0				
TOTALS			18	7-12	2-5	2-2	1	5	6	2	4	4	0	1	50	

Shooting By Period

Period	FG	FG%	3FG	3FG%	FT	FT%
2nd Half	0-0	0%	0-0	0%	0-0	0%
Game	23-43	53.5%	8-17	47.1%	15-25	60.0%

Washington 34

No.	Player	S	Pts	FG	3FG	FT	OR	DR	TR	PF	A	TO	Blk	Stl	Min	+/-
03	HENSON, MAI-LONI		5	2-2	1-1	0-0	0	1	1	0	0	0	0	0	5	2
04	MELGOZA, AMBER		4	2-3	0-0	0-0	0	1	1	0	0	1	0	0	10	1
24	MOSER, JENNA		2	1-3	0-1	0-0	0	0	0	0	1	1	0	2	5	2
44	PETERSON, MISSY		0	0-0	0-0	0-0	0	0	0	0	0	0	0	0	0	0
53	REES, DARCY		3	1-3	0-1	1-1	0	1	1	0	0	0	1	0	5	3
01	JOHNSON, HANNAH		3	1-1	1-1	0-0	0	0	0	0	0	0	0	0	5	-2
12	HAGSTROM, MONTANA		0	0-0	0-0	0-0	0	1	1	0	0	0	0	0	6	-3
15	VAN DYKE, HALEY		0	0-0	0-0	0-0	0	0	0	0	0	0	0	0	2	-2
20	ROOKS, KHAYLA		0	0-0	0-0	0-0	0	0	0	0	2	0	0	0	2	1
25	WATKINS, T.T.		2	1-1	0-0	0-0	0	0	0	0	0	0	0	0	5	-1
35	GRIGGSBY, ALEXIS		0	0-1	0-1	0-0	0	0	0	1	0	0	0	0	4	4
	TEAM						0	0	0	0		0				
TOTALS			19	8-14	2-5	1-1	0	4	4	1	3	2	1	2	50	

Shooting By Period

Period	FG	FG%	3FG	3FG%	FT	FT%
2nd Half	0-0	0%	0-0	0%	0-0	0%
Game	20-54	37.0%	7-21	33.3%	12-18	66.7%

Game Notes:

Officials: Anita Ortega, Charles Gonzalez, Karen Lasuik
Attendance: 1444

Start Time: 2019-02-08 03:00:29
End Time: 2019-02-08 05:12:26
Game Duration: 131
Conference Game;

Score	1st	2nd	3rd	4th	TOT
ARZ	18	10	18	23	69
WSH	15	10	19	15	59

Points from (This Period)	ARZ	WSH
In the Paint	10	12
Off Turns	4	5
2nd Chance	0	0
Fast Break	2	2
Bench	7	5

Official Play-By-Play
Arizona vs Washington
Third Quarter
February 08, 2019 at Alaska Airlines Arena - Seattle, WA



Period 3

Starters:

Arizona: 14 THOMAS,SAM; 20 MCBRYDE,DOMINIQUE; 25 REESE,CATE; 2 MCDONALD,AARI; 4 ALONSO,LUCIA;

Washington: 3 HENSON,MAI-LONI; 4 MELGOZA,AMBER; 24 MOSER,JENNA; 44 PETERSON,MISSY; 53 REES,DARCY;

Time	VISITORS: Arizona	Score	Margin	HOME: Washington
09:40	MISSED 3PTR by MCDONALD, AARI			
09:37				REBOUND (DEF) by HENSON, MAI-LONI
09:13				MISSED JUMPER by MOSER, JENNA
09:11	REBOUND (DEF) by ALONSO, LUCIA			
09:05	MISSED JUMPER by REESE, CATE			
09:03				REBOUND (DEF) by MELGOZA, AMBER
08:56				MISSED JUMPER by MELGOZA, AMBER
08:54	REBOUND (DEF) by MCDONALD, AARI			
08:50	TURNOVER (BADPASS) by MCDONALD, AARI			
08:50				STEAL by MOSER, JENNA
08:37		28-28	T	GOOD! 3PTR by HENSON, MAI-LONI
08:37				ASSIST by MOSER, JENNA
08:12	MISSED 3PTR by MCDONALD, AARI			
08:09	REBOUND (OFF) by REESE, CATE			
08:09				SUB OUT: GRIGGSBY, ALEXIS
08:09				SUB IN: JOHNSON, HANNAH
08:09				SUB OUT: REES, DARCY
08:09				SUB IN: HAGSTROM, MONTANA
07:51	TURNOVER (LOSTBALL) by ALONSO, LUCIA			
07:51				STEAL by MOSER, JENNA
07:47		30-28	H 2	GOOD! LAYUP by MOSER, JENNA [FB/PNT]
07:38	TIMEOUT 30SEC			
07:24	MISSED 3PTR by THOMAS, SAM			
07:21				REBOUND (DEF) by HAGSTROM, MONTANA
07:01				TURNOVER (BADPASS) by MOSER, JENNA
06:43	GOOD! JUMPER by REESE, CATE	30-30	T	
06:43	ASSIST by MCBRYDE, DOMINIQUE			
06:32				MISSED 3PTR by MOSER, JENNA
06:28	REBOUND (DEF) by REESE, CATE			
06:02	GOOD! 3PTR by THOMAS, SAM	30-33	V 3	
06:02	ASSIST by ALONSO, LUCIA			
05:38		32-33	V 1	GOOD! JUMPER by MELGOZA, AMBER [PNT]
05:23	GOOD! JUMPER by MCBRYDE, DOMINIQUE [PNT]	32-35	V 3	
04:54		34-35	V 1	GOOD! LAYUP by HENSON, MAI-LONI [PNT]
04:32	TURNOVER (TRAVEL) by REESE, CATE			
04:32				
04:32				SUB OUT: JOHNSON, HANNAH
04:32				SUB IN: VAN DYKE, HALEY
04:32				SUB OUT: HENSON, MAI-LONI
04:32				SUB IN: WATKINS, T.T.
04:32				SUB OUT: MOSER, JENNA
04:32				SUB IN: REES, DARCY
04:32	SUB OUT: ALONSO, LUCIA			
04:32	SUB IN: SMITH, SEMAJ			
04:32	SUB OUT: MCBRYDE, DOMINIQUE			
04:32	SUB IN: GRAHAM, DESTINY			
04:18				MISSED 3PTR by REES, DARCY
04:18	REBOUND (DEF) by SMITH, SEMAJ			
04:18	GOOD! JUMPER by SMITH, SEMAJ	34-37	V 3	
04:18	ASSIST by MCDONALD, AARI			
03:46		36-37	V 1	GOOD! JUMPER by WATKINS, T.T. [PNT]
03:33	MISSED JUMPER by REESE, CATE			
03:33				BLOCK by REES, DARCY
03:28				REBOUND (DEF) by REES, DARCY
03:05				MISSED JUMPER by REES, DARCY
03:02	REBOUND (DEF) by SMITH, SEMAJ			
02:37	GOOD! LAYUP by MCDONALD, AARI [PNT]	36-39	V 3	
02:21				TIMEOUT 30SEC
02:21				SUB OUT: HAGSTROM, MONTANA
02:21				SUB IN: ROOKS, KHAYLA
02:21				SUB OUT: VAN DYKE, HALEY
02:21				SUB IN: GRIGGSBY, ALEXIS
02:15		38-39	V 1	GOOD! JUMPER by REES, DARCY [PNT]
02:15	FOUL (PERSONAL) by SMITH, SEMAJ			
02:15		39-39	T	GOOD! FT by REES, DARCY
01:53	GOOD! 3PTR by GRAHAM, DESTINY	39-42	V 3	
01:53	ASSIST by MCDONALD, AARI			
01:43	FOUL (PERSONAL) by SMITH, SEMAJ			
01:43	SUB OUT: SMITH, SEMAJ			
01:43	SUB IN: NIXON, BRYCE			

Time	VISITORS: Arizona	Score	Margin	HOME: Washington
01:41		41-42	V 1	GOOD! JUMPER by MELGOZA, AMBER [PNT]
01:41				ASSIST by ROOKS, KHAYLA
01:32	TURNOVER (LOSTBALL) by MCDONALD, AARI			
01:31				SUB OUT: REES, DARCY
01:31				SUB IN: JOHNSON, HANNAH
01:31	SUB OUT: REESE, CATE			
01:31	SUB IN: MCBRYDE, DOMINIQUE			
01:18				TURNOVER (BADPASS) by MELGOZA, AMBER
01:18	STEAL by NIXON, BRYCE			
01:14				FOUL (PERSONAL) by GRIGGSBY, ALEXIS
01:14	GOOD! FT by NIXON, BRYCE [FB]	41-43	V 2	
01:14	GOOD! FT by NIXON, BRYCE [FB]	41-44	V 3	
00:55		44-44	T	GOOD! 3PTR by JOHNSON, HANNAH
00:55				ASSIST by ROOKS, KHAYLA
00:31	GOOD! JUMPER by MCDONALD, AARI [PNT]	44-46	V 2	
00:02				MISSED 3PTR by GRIGGSBY, ALEXIS
00:00				REBOUND (OFF) by TEAM

Arizona 46, Washington 44

Points from (This Period)	ARZ	WSH
In the Paint	10	12
Off Turns	4	5
2nd Chance	0	0
Fast Break	2	2
Bench	7	5

Official Box Score
Arizona vs Washington
Fourth Quarter Statistics Only
February 08, 2019 at Alaska Airlines Arena - Seattle, WA



Arizona 23

No.	Player	S	Pts	FG	3FG	FT	OR	DR	TR	PF	A	TO	Blk	Stl	Min	+/-
02	MCDONALD, AARI		9	1-2	0-0	7-13	0	3	3	0	2	0	0	1	10	8
04	ALONSO, LUCIA		3	1-2	1-2	0-0	0	0	0	0	0	0	0	0	7	11
14	THOMAS, SAM		7	3-3	1-1	0-0	0	2	2	2	0	0	1	0	10	8
20	MCBRYDE, DOMINIQUE		2	1-1	0-0	0-0	0	3	3	0	0	2	0	0	10	8
25	REESE, CATE		0	0-0	0-0	0-2	0	0	0	1	0	0	0	0	2	-1
10	STARKS, TEE TEE		0	0-0	0-0	0-0	0	0	0	1	0	1	0	0	2	-3
21	GRAHAM, DESTINY		2	0-0	0-0	2-2	0	2	2	4	0	1	0	0	6	6
24	NIXON, BRYCE		0	0-0	0-0	0-0	0	0	0	0	0	0	0	0	1	0
34	SMITH, SEMAJ		0	0-1	0-0	0-0	1	0	1	1	0	0	0	0	2	3
	TEAM						1	0	1	0		0				
TOTALS			23	6-9	2-3	9-17	2	10	12	9	2	4	1	1	50	

Shooting By Period

Period	FG	FG%	3FG	3FG%	FT	FT%
Game	23-43	53.5%	8-17	47.1%	15-25	60.0%

Washington 15

No.	Player	S	Pts	FG	3FG	FT	OR	DR	TR	PF	A	TO	Blk	Stl	Min	+/-
03	HENSON, MAI-LONI		0	0-1	0-0	0-0	1	4	5	0	2	2	0	0	10	-8
04	MELGOZA, AMBER		9	2-7	0-2	5-6	0	0	0	2	0	0	0	1	9	-8
24	MOSER, JENNA		0	0-0	0-0	0-0	0	1	1	2	0	0	0	0	8	-9
44	PETERSON, MISSY		0	0-0	0-0	0-0	0	0	0	0	0	0	0	0	0	0
53	REES, DARCY		3	1-4	0-1	1-3	1	0	1	2	0	0	0	1	9	-10
01	JOHNSON, HANNAH		2	0-0	0-0	2-2	0	0	0	0	0	0	0	0	2	2
12	HAGSTROM, MONTANA		1	0-0	0-0	1-2	0	0	0	1	0	0	0	0	5	-7
15	VAN DYKE, HALEY		0	0-0	0-0	0-0	0	0	0	0	0	0	0	0	1	-2
20	ROOKS, KHAYLA		0	0-0	0-0	0-0	0	0	0	1	0	0	0	0	1	-1
25	WATKINS, T.T.		0	0-1	0-0	0-0	0	0	0	1	0	0	0	1	2	1
35	GRIGGSBY, ALEXIS		0	0-0	0-0	0-0	0	0	0	3	0	0	0	0	3	2
	TEAM						0	0	0	0		0				
TOTALS			15	3-13	0-3	9-13	2	5	7	12	2	2	0	3	50	

Shooting By Period

Period	FG	FG%	3FG	3FG%	FT	FT%
Game	20-54	37.0%	7-21	33.3%	12-18	66.7%

Game Notes:

Officials: Anita Ortega, Charles Gonzalez, Karen Lasuik
Attendance: 1444

Start Time: 2019-02-08 03:00:29
End Time: 2019-02-08 05:12:26
Game Duration: 131
Conference Game;

Score	1st	2nd	3rd	4th	TOT
ARZ	18	10	18	23	69
WSH	15	10	19	15	59

Points from (This Period)	ARZ	WSH
In the Paint	6	6
Off Turns	1	3
2nd Chance	3	2
Fast Break	6	3
Bench	2	3

Official Play-By-Play
Arizona vs Washington
Fourth Quarter
February 08, 2019 at Alaska Airlines Arena - Seattle, WA



Period 4

Starters:

Arizona: 14 THOMAS,SAM; 20 MCBRYDE,DOMINIQUE; 25 REESE,CATE; 2 MCDONALD,AARI; 4 ALONSO,LUCIA;

Washington: 3 HENSON,MAI-LONI; 4 MELGOZA,AMBER; 24 MOSER,JENNA; 44 PETERSON,MISSY; 53 REES,DARCY;

Time	VISITORS: Arizona	Score	Margin	HOME: Washington
09:45	TURNOVER (BADPASS) by MCBRYDE, DOMINIQUE			
09:45				STEAL by WATKINS, T.T.
09:26				MISSED JUMPER by WATKINS, T.T.
09:22	REBOUND (DEF) by THOMAS, SAM			
08:56				FOUL (PERSONAL) by WATKINS, T.T.
08:56				SUB OUT: JOHNSON, HANNAH
08:56				SUB IN: MELGOZA, AMBER
08:56	SUB OUT: NIXON, BRYCE			
08:56	SUB IN: STARKS, TEE TEE			
08:55	TURNOVER (LOSTBALL) by MCBRYDE, DOMINIQUE			
08:55				STEAL by REES, DARCY
08:41	FOUL (PERSONAL) by GRAHAM, DESTINY			
08:41		45-46	V 1	GOOD! FT by REES, DARCY
08:41				MISSED FT by REES, DARCY
08:39	REBOUND (DEF) by THOMAS, SAM			
08:26	TURNOVER (BADPASS) by GRAHAM, DESTINY			
08:26				STEAL by MELGOZA, AMBER
08:22	FOUL (PERSONAL) by GRAHAM, DESTINY			
08:22		46-46	T	GOOD! FT by MELGOZA, AMBER [FB]
08:22	SUB OUT: GRAHAM, DESTINY			
08:22	SUB IN: REESE, CATE			
08:22		47-46	H 1	GOOD! FT by MELGOZA, AMBER [FB]
08:17	GOOD! LAYUP by MCDONALD, AARI [FB/PNT]	47-48	V 1	
08:17				FOUL (PERSONAL) by REES, DARCY
08:17				SUB OUT: WATKINS, T.T.
08:17				SUB IN: MOSER, JENNA
08:17	MISSED FT by MCDONALD, AARI			
08:16				REBOUND (DEF) by HENSON, MAI-LONI
08:02	FOUL (PERSONAL) by REESE, CATE			
08:00		49-48	H 1	GOOD! JUMPER by MELGOZA, AMBER [PNT]
08:00				ASSIST by HENSON, MAI-LONI
07:34	TURNOVER (BADPASS) by STARKS, TEE TEE			
07:09				MISSED JUMPER by REES, DARCY
07:07				REBOUND (OFF) by REES, DARCY
07:05				MISSED 3PTR by MELGOZA, AMBER
07:03	REBOUND (DEF) by MCDONALD, AARI			
07:02				FOUL (PERSONAL) by GRIGGSBY, ALEXIS
07:02				SUB OUT: REES, DARCY
07:02				SUB IN: JOHNSON, HANNAH
06:57				FOUL (PERSONAL) by MOSER, JENNA
06:53				FOUL (PERSONAL) by GRIGGSBY, ALEXIS
06:53	MISSED FT by REESE, CATE			
06:53	REBOUND (OFF) by TEAM			
06:53				SUB OUT: GRIGGSBY, ALEXIS
06:53				SUB IN: HAGSTROM, MONTANA
06:53	MISSED FT by REESE, CATE			
06:51				REBOUND (DEF) by HENSON, MAI-LONI
06:45	FOUL (PERSONAL) by STARKS, TEE TEE			
06:45	SUB OUT: STARKS, TEE TEE			
06:45	SUB IN: ALONSO, LUCIA			
06:45	SUB OUT: REESE, CATE			
06:45	SUB IN: SMITH, SEMAJ			
06:35	FOUL (PERSONAL) by SMITH, SEMAJ			
06:35		50-48	H 2	GOOD! FT by JOHNSON, HANNAH
06:35		51-48	H 3	GOOD! FT by JOHNSON, HANNAH
06:27	MISSED JUMPER by MCDONALD, AARI			
06:24	REBOUND (OFF) by SMITH, SEMAJ			
06:24	MISSED LAYUP by SMITH, SEMAJ			
06:24	REBOUND (OFF) by TEAM			
06:24				SUB OUT: JOHNSON, HANNAH
06:24				SUB IN: REES, DARCY
06:14	GOOD! 3PTR by ALONSO, LUCIA	51-51	T	
06:14	ASSIST by MCDONALD, AARI			
05:58				TURNOVER (BADPASS) by HENSON, MAI-LONI
05:35	MISSED 3PTR by ALONSO, LUCIA			
05:31				REBOUND (DEF) by MOSER, JENNA
05:14				MISSED JUMPER by REES, DARCY
05:11	REBOUND (DEF) by MCBRYDE, DOMINIQUE			
04:51	GOOD! JUMPER by THOMAS, SAM [PNT]	51-53	V 2	
04:42				MISSED 3PTR by REES, DARCY

Time	VISITORS: Arizona	Score	Margin	HOME: Washington
04:39	REBOUND (DEF) by MCBRYDE, DOMINIQUE			
04:27				FOUL (PERSONAL) by REES, DARCY
04:27				
04:27				SUB OUT: HAGSTROM, MONTANA
04:27				SUB IN: GRIGGSBY, ALEXIS
04:27	SUB OUT: SMITH, SEMAJ			
04:27	SUB IN: GRAHAM, DESTINY			
04:27	MISSED FT by MCDONALD, AARI			
04:27	REBOUND (OFF) by TEAM			
04:27	GOOD! FT by MCDONALD, AARI	51-54	V 3	
04:19				TURNOVER (BADPASS) by HENSON, MAI-LONI
04:19	STEAL by MCDONALD, AARI			
04:19				FOUL (PERSONAL) by GRIGGSBY, ALEXIS
04:19				SUB OUT: GRIGGSBY, ALEXIS
04:19				SUB IN: ROOKS, KHAYLA
04:19	GOOD! FT by MCDONALD, AARI	51-55	V 4	
04:19	MISSED FT by MCDONALD, AARI			
04:18				REBOUND (DEF) by HENSON, MAI-LONI
03:49				MISSED 3PTR by MELGOZA, AMBER
03:49	BLOCK by THOMAS, SAM			
03:45	REBOUND (DEF) by GRAHAM, DESTINY			
03:23				FOUL (PERSONAL) by ROOKS, KHAYLA
03:23	MISSED FT by MCDONALD, AARI			
03:23	REBOUND (OFF) by TEAM			
03:23				SUB OUT: ROOKS, KHAYLA
03:23				SUB IN: HAGSTROM, MONTANA
03:23	MISSED FT by MCDONALD, AARI			
03:21				REBOUND (DEF) by HENSON, MAI-LONI
02:57				MISSED JUMPER by HENSON, MAI-LONI
02:55				REBOUND (OFF) by HENSON, MAI-LONI
02:54		53-55	V 2	GOOD! JUMPER by REES, DARCY [PNT]
02:54				ASSIST by HENSON, MAI-LONI
02:54	FOUL (PERSONAL) by GRAHAM, DESTINY			
02:54				MISSED FT by REES, DARCY
02:53	REBOUND (DEF) by GRAHAM, DESTINY			
02:33	GOOD! JUMPER by THOMAS, SAM	53-57	V 4	
02:17		55-57	V 2	GOOD! JUMPER by MELGOZA, AMBER [PNT]
02:00	GOOD! LAYUP by MCBRYDE, DOMINIQUE [PNT]	55-59	V 4	
01:50				MISSED JUMPER by MELGOZA, AMBER
01:46	REBOUND (DEF) by MCDONALD, AARI			
01:43				FOUL (PERSONAL) by HAGSTROM, MONTANA
01:43	GOOD! FT by MCDONALD, AARI [FB]	55-60	V 5	
01:43	GOOD! FT by MCDONALD, AARI [FB]	55-61	V 6	
01:18				MISSED JUMPER by MELGOZA, AMBER
01:16	REBOUND (DEF) by MCDONALD, AARI			
01:13				FOUL (PERSONAL) by MELGOZA, AMBER
01:13	GOOD! FT by MCDONALD, AARI [FB]	55-62	V 7	
01:13	GOOD! FT by MCDONALD, AARI [FB]	55-63	V 8	
01:06	FOUL (PERSONAL) by GRAHAM, DESTINY			
01:06		56-63	V 7	GOOD! FT by HAGSTROM, MONTANA [FB]
01:06				MISSED FT by HAGSTROM, MONTANA
01:06	REBOUND (DEF) by TEAM			
01:06				FOUL (PERSONAL) by MOSER, JENNA
01:06	GOOD! FT by GRAHAM, DESTINY	56-64	V 8	
01:06	GOOD! FT by GRAHAM, DESTINY	56-65	V 9	
00:53	FOUL (PERSONAL) by THOMAS, SAM			
00:53				MISSED FT by MELGOZA, AMBER
00:53				REBOUND (OFF) by TEAM
00:53		57-65	V 8	GOOD! FT by MELGOZA, AMBER
00:53	TIMEOUT 30SEC			
00:53				SUB OUT: HAGSTROM, MONTANA
00:53				SUB IN: VAN DYKE, HALEY
00:40	GOOD! 3PTR by THOMAS, SAM	57-68	V 11	
00:40	ASSIST by MCDONALD, AARI			
00:27	FOUL (PERSONAL) by THOMAS, SAM			
00:27		58-68	V 10	GOOD! FT by MELGOZA, AMBER
00:27		59-68	V 9	GOOD! FT by MELGOZA, AMBER
00:27	TIMEOUT 30SEC			
00:10				FOUL (PERSONAL) by MELGOZA, AMBER
00:10	MISSED FT by MCDONALD, AARI			
00:10	REBOUND (OFF) by TEAM			
00:10	GOOD! FT by MCDONALD, AARI	59-69	V 10	
00:01				MISSED JUMPER by MELGOZA, AMBER
00:00	REBOUND (DEF) by MCBRYDE, DOMINIQUE			

Arizona 69, Washington 59

Points from (This Period)	ARZ	WSH
In the Paint	6	6
Off Turns	1	3
2nd Chance	3	2
Fast Break	6	3
Bench	2	3

Official Scoring/Possession Reference Chart
Arizona vs Washington
Period 1
February 08, 2019 at Alaska Airlines Arena - Seattle, WA



Period 1

Starters:

Arizona: 14 THOMAS,SAM; 20 MCBRYDE,DOMINIQUE; 25 REESE,CATE; 2 MCDONALD,AARI; 4 ALONSO,LUCIA;

Washington: 3 HENSON,MAI-LONI; 4 MELGOZA,AMBER; 24 MOSER,JENNA; 44 PETERSON,MISSY; 53 REES,DARCY;

Time	VISITORS: Arizona	Score	Margin	HOME: Washington
09:42	GOOD! JUMPER by REESE, CATE [PNT]	0-2	V 2	
08:25		3-2	H 1	GOOD! 3PTR by REES, DARCY
08:15	GOOD! JUMPER by THOMAS, SAM	3-4	V 1	
07:52		6-4	H 2	GOOD! 3PTR by MELGOZA, AMBER
07:30		8-4	H 4	GOOD! JUMPER by REES, DARCY [PNT]
07:15	GOOD! JUMPER by REESE, CATE [PNT]	8-6	H 2	
06:50	GOOD! FT by MCDONALD, AARI [FB]	8-7	H 1	
06:20		11-7	H 4	GOOD! 3PTR by GRIGGSBY, ALEXIS
05:13	GOOD! LAYUP by MCDONALD, AARI [PNT]	11-9	H 2	
03:46	GOOD! JUMPER by REESE, CATE	11-11	T	
03:00		13-11	H 2	GOOD! JUMPER by WATKINS, T.T. [PNT]
02:19	GOOD! 3PTR by MCBRYDE, DOMINIQUE	13-14	V 1	
02:02		14-14	T	GOOD! FT by WATKINS, T.T.
02:02		15-14	H 1	GOOD! FT by WATKINS, T.T.
01:45	GOOD! 3PTR by MCBRYDE, DOMINIQUE	15-17	V 2	
01:20	GOOD! FT by MCDONALD, AARI	15-18	V 3	

Arizona 18, Washington 15

Official Scoring/Possession Reference Chart
Arizona vs Washington
Period 2
February 08, 2019 at Alaska Airlines Arena - Seattle, WA



Period 2

Starters:

Arizona: 14 THOMAS,SAM; 20 MCBRYDE,DOMINIQUE; 25 REESE,CATE; 2 MCDONALD,AARI; 4 ALONSO,LUCIA;

Washington: 3 HENSON,MAI-LONI; 4 MELGOZA,AMBER; 24 MOSER,JENNA; 44 PETERSON,MISSY; 53 REES,DARCY;

Time	VISITORS: Arizona	Score	Margin	HOME: Washington
08:57		17-18	V 1	GOOD! JUMPER by REES, DARCY [PNT]
08:03		20-18	H 2	GOOD! 3PTR by MELGOZA, AMBER
07:04		22-18	H 4	GOOD! JUMPER by MELGOZA, AMBER
06:20	GOOD! LAYUP by MCDONALD, AARI [FB/PNT]	22-20	H 2	
05:43		25-20	H 5	GOOD! 3PTR by MELGOZA, AMBER
05:07	GOOD! 3PTR by THOMAS, SAM	25-23	H 2	
04:30	GOOD! 3PTR by MCDONALD, AARI	25-26	V 1	
00:28	GOOD! FT by MCDONALD, AARI	25-27	V 2	
00:28	GOOD! FT by MCDONALD, AARI	25-28	V 3	

Arizona 28, Washington 25

Official Scoring/Possession Reference Chart
Arizona vs Washington
Period 3
February 08, 2019 at Alaska Airlines Arena - Seattle, WA



Period 3

Starters:

Arizona: 14 THOMAS,SAM; 20 MCBRYDE,DOMINIQUE; 25 REESE,CATE; 2 MCDONALD,AARI; 4 ALONSO,LUCIA;

Washington: 3 HENSON,MAI-LONI; 4 MELGOZA,AMBER; 24 MOSER,JENNA; 44 PETERSON,MISSY; 53 REES,DARCY;

Time	VISITORS: Arizona	Score	Margin	HOME: Washington
08:37		28-28	T	GOOD! 3PTR by HENSON, MAI-LONI
07:47		30-28	H 2	GOOD! LAYUP by MOSER, JENNA [FB/PNT]
06:43	GOOD! JUMPER by REESE, CATE	30-30	T	
06:02	GOOD! 3PTR by THOMAS, SAM	30-33	V 3	
05:38		32-33	V 1	GOOD! JUMPER by MELGOZA, AMBER [PNT]
05:23	GOOD! JUMPER by MCBRYDE, DOMINIQUE [PNT]	32-35	V 3	
04:54		34-35	V 1	GOOD! LAYUP by HENSON, MAI-LONI [PNT]
04:18	GOOD! JUMPER by SMITH, SEMAJ	34-37	V 3	
03:46		36-37	V 1	GOOD! JUMPER by WATKINS, T.T. [PNT]
02:37	GOOD! LAYUP by MCDONALD, AARI [PNT]	36-39	V 3	
02:15		38-39	V 1	GOOD! JUMPER by REES, DARCY [PNT]
02:15		39-39	T	GOOD! FT by REES, DARCY
01:53	GOOD! 3PTR by GRAHAM, DESTINY	39-42	V 3	
01:41		41-42	V 1	GOOD! JUMPER by MELGOZA, AMBER [PNT]
01:14	GOOD! FT by NIXON, BRYCE [FB]	41-43	V 2	
01:14	GOOD! FT by NIXON, BRYCE [FB]	41-44	V 3	
00:55		44-44	T	GOOD! 3PTR by JOHNSON, HANNAH
00:31	GOOD! JUMPER by MCDONALD, AARI [PNT]	44-46	V 2	

Arizona 46, Washington 44

Official Scoring/Possession Reference Chart
Arizona vs Washington
Period 4
February 08, 2019 at Alaska Airlines Arena - Seattle, WA



Period 4

Starters:

Arizona: 14 THOMAS,SAM; 20 MCBRYDE,DOMINIQUE; 25 REESE,CATE; 2 MCDONALD,AARI; 4 ALONSO,LUCIA;

Washington: 3 HENSON,MAI-LONI; 4 MELGOZA,AMBER; 24 MOSER,JENNA; 44 PETERSON,MISSY; 53 REES,DARCY;

Time	VISITORS: Arizona	Score	Margin	HOME: Washington
08:41		45-46	V 1	GOOD! FT by REES, DARCY
08:22		46-46	T	GOOD! FT by MELGOZA, AMBER [FB]
08:22		47-46	H 1	GOOD! FT by MELGOZA, AMBER [FB]
08:17	GOOD! LAYUP by MCDONALD, AARI [FB/PNT]	47-48	V 1	
08:00		49-48	H 1	GOOD! JUMPER by MELGOZA, AMBER [PNT]
06:35		50-48	H 2	GOOD! FT by JOHNSON, HANNAH
06:35		51-48	H 3	GOOD! FT by JOHNSON, HANNAH
06:14	GOOD! 3PTR by ALONSO, LUCIA	51-51	T	
04:51	GOOD! JUMPER by THOMAS, SAM [PNT]	51-53	V 2	
04:27	GOOD! FT by MCDONALD, AARI	51-54	V 3	
04:19	GOOD! FT by MCDONALD, AARI	51-55	V 4	
02:54		53-55	V 2	GOOD! JUMPER by REES, DARCY [PNT]
02:33	GOOD! JUMPER by THOMAS, SAM	53-57	V 4	
02:17		55-57	V 2	GOOD! JUMPER by MELGOZA, AMBER [PNT]
02:00	GOOD! LAYUP by MCBRYDE, DOMINIQUE [PNT]	55-59	V 4	
01:43	GOOD! FT by MCDONALD, AARI [FB]	55-60	V 5	
01:43	GOOD! FT by MCDONALD, AARI [FB]	55-61	V 6	
01:13	GOOD! FT by MCDONALD, AARI [FB]	55-62	V 7	
01:13	GOOD! FT by MCDONALD, AARI [FB]	55-63	V 8	
01:06		56-63	V 7	GOOD! FT by HAGSTROM, MONTANA [FB]
01:06	GOOD! FT by GRAHAM, DESTINY	56-64	V 8	
01:06	GOOD! FT by GRAHAM, DESTINY	56-65	V 9	
00:53		57-65	V 8	GOOD! FT by MELGOZA, AMBER
00:40	GOOD! 3PTR by THOMAS, SAM	57-68	V 11	
00:27		58-68	V 10	GOOD! FT by MELGOZA, AMBER
00:27		59-68	V 9	GOOD! FT by MELGOZA, AMBER
00:10	GOOD! FT by MCDONALD, AARI	59-69	V 10	

Arizona 69, Washington 59

Official Substitutions Log
Arizona vs Washington
Period 1
February 08, 2019 at Alaska Airlines Arena - Seattle, WA



VISITORS: Arizona	Time	Score	HOME: Washington
14 THOMAS, SAM			3 HENSON, MAI-LONI
20 MCBRYDE, DOMINIQUE			4 MELGOZA, AMBER
25 REESE, CATE			24 MOSER, JENNA
2 MCDONALD, AARI			44 PETERSON, MISSY
4 ALONSO, LUCIA			53 REES, DARCY
	07:32	4-6	SUB OUT: MOSER, JENNA
	07:32		SUB IN: WATKINS, T. T.
	06:50	7-8	SUB OUT: HENSON, MAI-LONI
	06:50		SUB IN: VAN DYKE, HALEY
	06:50		SUB OUT: MELGOZA, AMBER
	06:50		SUB IN: GRIGGSBY, ALEXIS
	06:48	7-8	SUB OUT: REES, DARCY
	06:48		SUB IN: JOHNSON, HANNAH
SUB OUT: 25 REESE, CATE	05:56	7-11	
SUB IN: 10 STARKS, TEE TEE	05:56		
SUB OUT: 4 ALONSO, LUCIA	05:56		
SUB IN: 34 SMITH, SEMAJ	05:56		
SUB OUT: 14 THOMAS, SAM	05:56		
SUB IN: 21 GRAHAM, DESTINY	05:56		
	04:35	9-11	SUB OUT: JOHNSON, HANNAH
	04:35		SUB IN: HENSON, MAI-LONI
	04:35		SUB OUT: VAN DYKE, HALEY
	04:35		SUB IN: ROOKS, KHAYLA
	04:35		SUB OUT: PETERSON, MISSY
	04:35		SUB IN: MOSER, JENNA
SUB OUT: 20 MCBRYDE, DOMINIQUE	04:13	9-11	
SUB IN: 25 REESE, CATE	04:13		
SUB OUT: 2 MCDONALD, AARI	04:13		
SUB IN: 4 ALONSO, LUCIA	04:13		
	03:30	11-11	SUB OUT: ROOKS, KHAYLA
	03:30		SUB IN: REES, DARCY
	02:47	11-13	SUB OUT: HENSON, MAI-LONI
	02:47		SUB IN: HAGSTROM, MONTANA
	02:47		SUB OUT: GRIGGSBY, ALEXIS
	02:47		SUB IN: PETERSON, MISSY
SUB OUT: 21 GRAHAM, DESTINY	02:47		
SUB IN: 2 MCDONALD, AARI	02:47		
SUB OUT: 34 SMITH, SEMAJ	02:47		
SUB IN: 20 MCBRYDE, DOMINIQUE	02:47		
SUB OUT: 10 STARKS, TEE TEE	02:03	14-13	
SUB IN: 14 THOMAS, SAM	02:03		
	01:52	14-15	SUB OUT: WATKINS, T. T.
	01:52		SUB IN: HENSON, MAI-LONI
	01:20	18-15	SUB OUT: PETERSON, MISSY
	01:20		SUB IN: VAN DYKE, HALEY
	00:36	18-15	SUB OUT: HENSON, MAI-LONI
	00:36		SUB IN: MELGOZA, AMBER

Arizona 18, Washington 15

Official Substitutions Log
Arizona vs Washington
Period 2
February 08, 2019 at Alaska Airlines Arena - Seattle, WA



VISITORS: Arizona	Time	Score	HOME: Washington
14 THOMAS,SAM			3 HENSON,MAI-LONI
20 MCBRYDE,DOMINIQUE			4 MELGOZA,AMBER
25 REESE,CATE			24 MOSER,JENNA
2 MCDONALD,AARI			44 PETERSON,MISSY
4 ALONSO,LUCIA			53 REES,DARCY
SUB OUT: 25 REESE,CATE	09:29	-	
SUB IN: 34 SMITH,SEMAJ	09:29		
	08:48	18-17	SUB OUT: HAGSTROM,MONTANA
	08:48		SUB IN: GRIGGSBY,ALEXIS
	07:36	18-20	SUB OUT: VAN DYKE,HALEY
	07:36		SUB IN: WATKINS,T.T.
SUB OUT: 4 ALONSO,LUCIA	07:36		
SUB IN: 10 STARKS,TEE TEE	07:36		
SUB OUT: 34 SMITH,SEMAJ	07:36		
SUB IN: 21 GRAHAM,DESTINY	07:36		
	06:09	20-22	SUB OUT: PETERSON,MISSY
	06:09		SUB IN: MOSER,JENNA
SUB OUT: 20 MCBRYDE,DOMINIQUE	06:09		
SUB IN: 34 SMITH,SEMAJ	06:09		
	05:59	20-22	SUB OUT: GRIGGSBY,ALEXIS
	05:59		SUB IN: HENSON,MAI-LONI
SUB OUT: 21 GRAHAM,DESTINY	05:28	20-25	
SUB IN: 20 MCBRYDE,DOMINIQUE	05:28		
	04:11	26-25	SUB OUT: MELGOZA,AMBER
	04:11		SUB IN: JOHNSON,HANNAH
	04:11		SUB OUT: REES,DARCY
	04:11		SUB IN: PETERSON,MISSY
SUB OUT: 10 STARKS,TEE TEE	04:11		
SUB IN: 4 ALONSO,LUCIA	04:11		
	03:23	26-25	SUB OUT: PETERSON,MISSY
	03:23		SUB IN: MELGOZA,AMBER
	01:58	26-25	SUB OUT: JOHNSON,HANNAH
	01:58		SUB IN: REES,DARCY
SUB OUT: 34 SMITH,SEMAJ	01:58		
SUB IN: 25 REESE,CATE	01:58		
	01:37	26-25	SUB OUT: WATKINS,T.T.
	01:37		SUB IN: VAN DYKE,HALEY
SUB OUT: 25 REESE,CATE	00:56	26-25	
SUB IN: 34 SMITH,SEMAJ	00:56		

Arizona 28, Washington 25

Official Substitutions Log
Arizona vs Washington
Period 3
February 08, 2019 at Alaska Airlines Arena - Seattle, WA



VISITORS: Arizona	Time	Score	HOME: Washington
14 THOMAS, SAM			3 HENSON, MAI-LONI
20 MCBRYDE, DOMINIQUE			4 MELGOZA, AMBER
25 REESE, CATE			24 MOSER, JENNA
2 MCDONALD, AARI			44 PETERSON, MISSY
4 ALONSO, LUCIA			53 REES, DARCY
	08:09	28-28	SUB OUT: GRIGGSBY, ALEXIS
	08:09		SUB IN: JOHNSON, HANNAH
	08:09		SUB OUT: REES, DARCY
	08:09		SUB IN: HAGSTROM, MONTANA
	04:32	35-34	SUB OUT: JOHNSON, HANNAH
	04:32		SUB IN: VAN DYKE, HALEY
	04:32		SUB OUT: HENSON, MAI-LONI
	04:32		SUB IN: WATKINS, T. T.
	04:32		SUB OUT: MOSER, JENNA
	04:32		SUB IN: REES, DARCY
SUB OUT: 4 ALONSO, LUCIA	04:32		
SUB IN: 34 SMITH, SEMAJ	04:32		
SUB OUT: 20 MCBRYDE, DOMINIQUE	04:32		
SUB IN: 21 GRAHAM, DESTINY	04:32		
	02:21	39-36	SUB OUT: HAGSTROM, MONTANA
	02:21		SUB IN: ROOKS, KHAYLA
	02:21		SUB OUT: VAN DYKE, HALEY
	02:21		SUB IN: GRIGGSBY, ALEXIS
SUB OUT: 34 SMITH, SEMAJ	01:43	42-39	
SUB IN: 24 NIXON, BRYCE	01:43		
	01:31	42-41	SUB OUT: REES, DARCY
	01:31		SUB IN: JOHNSON, HANNAH
SUB OUT: 25 REESE, CATE	01:31		
SUB IN: 20 MCBRYDE, DOMINIQUE	01:31		

Arizona 46, Washington 44

Official Substitutions Log
Arizona vs Washington
Period 4
February 08, 2019 at Alaska Airlines Arena - Seattle, WA



VISITORS: Arizona	Time	Score	HOME: Washington
14 THOMAS, SAM			3 HENSON, MAI-LONI
20 MCBRYDE, DOMINIQUE			4 MELGOZA, AMBER
25 REESE, CATE			24 MOSER, JENNA
2 MCDONALD, AARI			44 PETERSON, MISSY
4 ALONSO, LUCIA			53 REES, DARCY
	08:56	-	SUB OUT: JOHNSON, HANNAH
	08:56		SUB IN: MELGOZA, AMBER
SUB OUT: 24 NIXON, BRYCE	08:56		
SUB IN: 10 STARKS, TEE TEE	08:56		
SUB OUT: 21 GRAHAM, DESTINY	08:22	46-46	
SUB IN: 25 REESE, CATE	08:22		
	08:17	48-47	SUB OUT: WATKINS, T. T.
	08:17		SUB IN: MOSER, JENNA
	07:02	48-49	SUB OUT: REES, DARCY
	07:02		SUB IN: JOHNSON, HANNAH
	06:53	48-49	SUB OUT: GRIGGSBY, ALEXIS
	06:53		SUB IN: HAGSTROM, MONTANA
SUB OUT: 10 STARKS, TEE TEE	06:45	48-49	
SUB IN: 4 ALONSO, LUCIA	06:45		
SUB OUT: 25 REESE, CATE	06:45		
SUB IN: 34 SMITH, SEMAJ	06:45		
	06:24	48-51	SUB OUT: JOHNSON, HANNAH
	06:24		SUB IN: REES, DARCY
	04:27	53-51	SUB OUT: HAGSTROM, MONTANA
	04:27		SUB IN: GRIGGSBY, ALEXIS
SUB OUT: 34 SMITH, SEMAJ	04:27		
SUB IN: 21 GRAHAM, DESTINY	04:27		
	04:19	54-51	SUB OUT: GRIGGSBY, ALEXIS
	04:19		SUB IN: ROOKS, KHAYLA
	03:23	55-51	SUB OUT: ROOKS, KHAYLA
	03:23		SUB IN: HAGSTROM, MONTANA
	00:53	65-57	SUB OUT: HAGSTROM, MONTANA
	00:53		SUB IN: VAN DYKE, HALEY

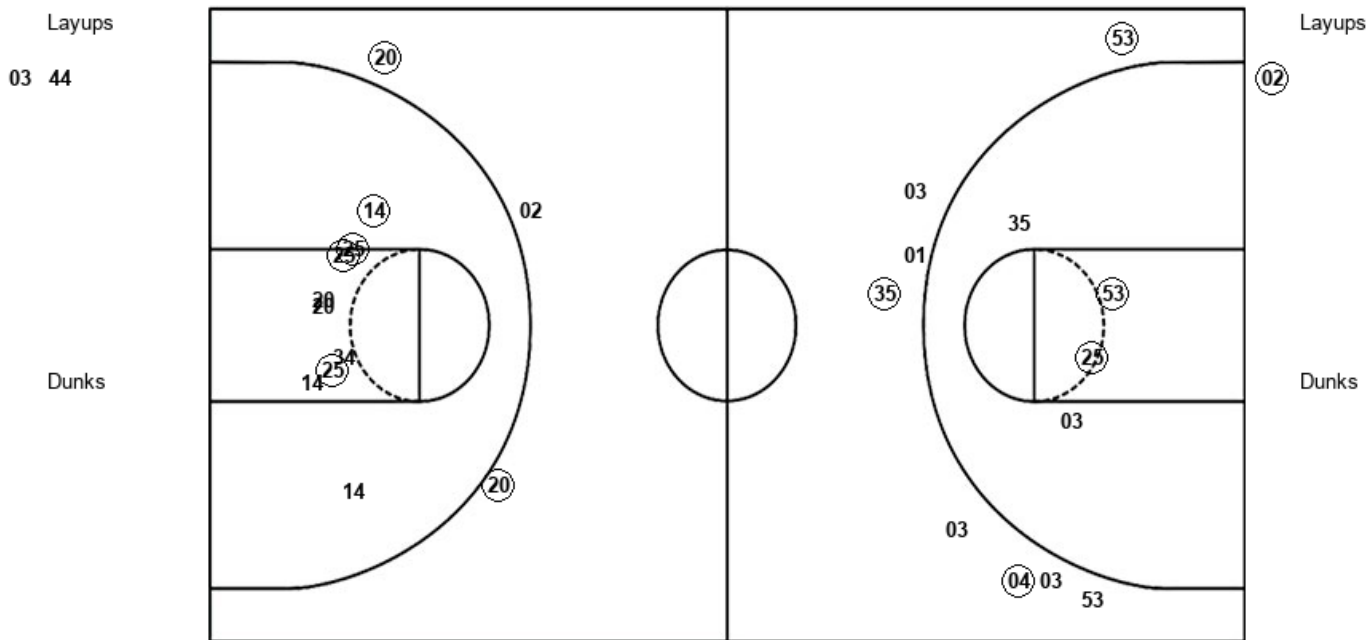
Arizona 69, Washington 59

Official Shot Chart
Arizona vs Washington
PERIOD 1 Shots
 February 08, 2019 at Alaska Airlines Arena - Seattle, WA



Washington

Arizona



WSH : Period 1	Made	Att	Pct
Layups	0	2	00.0
Dunks	0	0	0
2PT Field Goals	2	6	33.3
3PT Field Goals	3	8	37.5
Total Field Goals	5	14	35.7

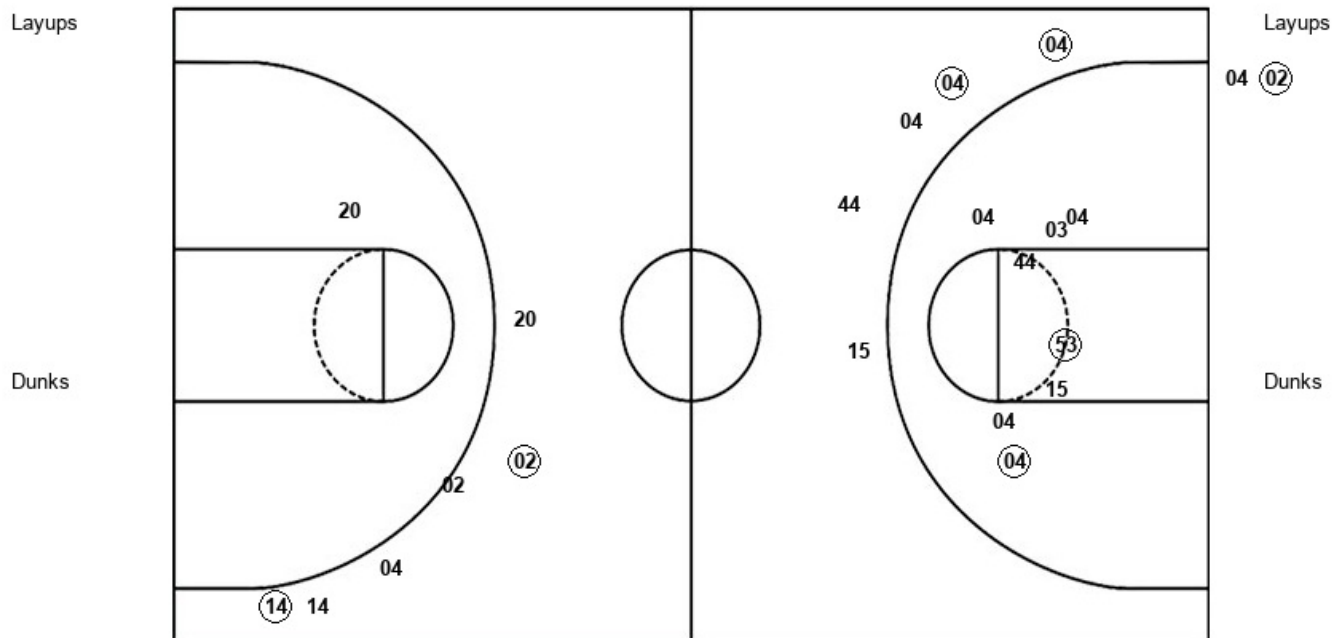
ARZ : Period 1	Made	Att	Pct
Layups	1	1	100.0
Dunks	0	0	0
2PT Field Goals	5	10	50.0
3PT Field Goals	2	3	66.7
Total Field Goals	7	13	53.8

Official Shot Chart
Arizona vs Washington
PERIOD 2 Shots
 February 08, 2019 at Alaska Airlines Arena - Seattle, WA



Washington

Arizona



WSH : Period 2	Made	Att	Pct
Layups	0	0	0
Dunks	0	0	0
2PT Field Goals	2	8	25.0
3PT Field Goals	2	5	40.0
Total Field Goals	4	13	30.8

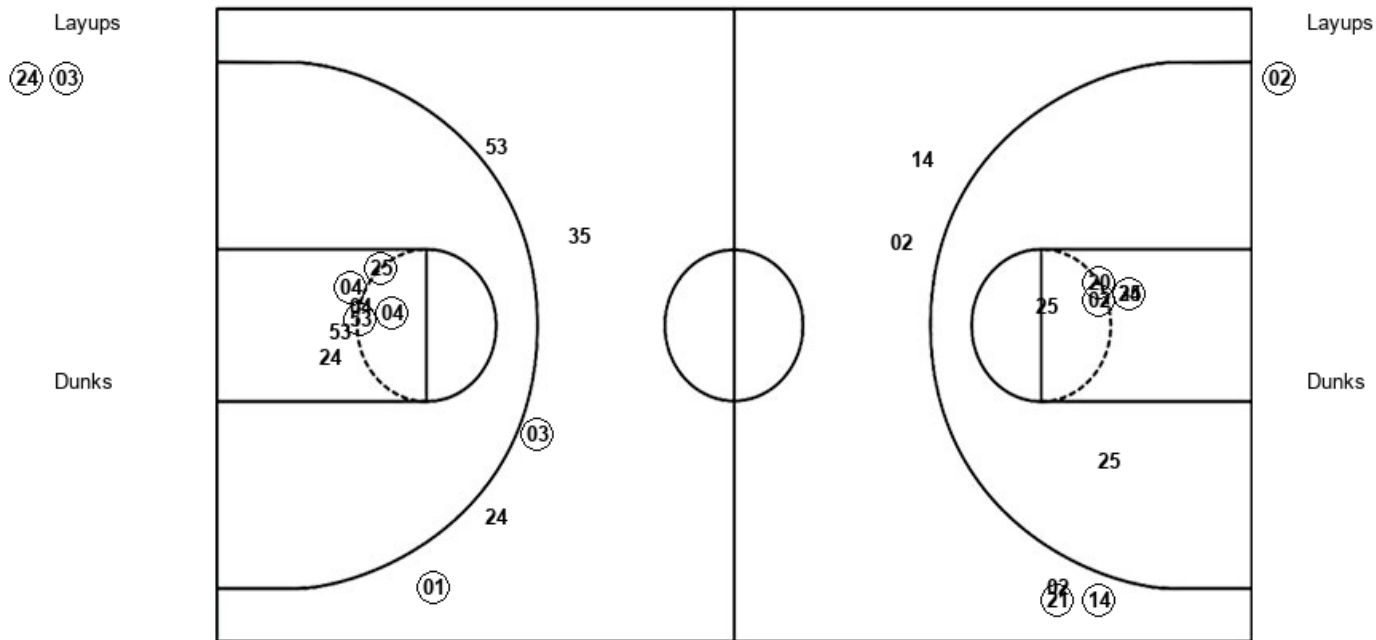
ARZ : Period 2	Made	Att	Pct
Layups	1	2	50.0
Dunks	0	0	0
2PT Field Goals	1	3	33.3
3PT Field Goals	2	6	33.3
Total Field Goals	3	9	33.3

Official Shot Chart
Arizona vs Washington
PERIOD 3 Shots
 February 08, 2019 at Alaska Airlines Arena - Seattle, WA



Washington

Arizona



WSH : Period 3	Made	Att	Pct
Layups	2	2	100.0
Dunks	0	0	0
2PT Field Goals	6	9	66.7
3PT Field Goals	2	5	40.0
Total Field Goals	8	14	57.1

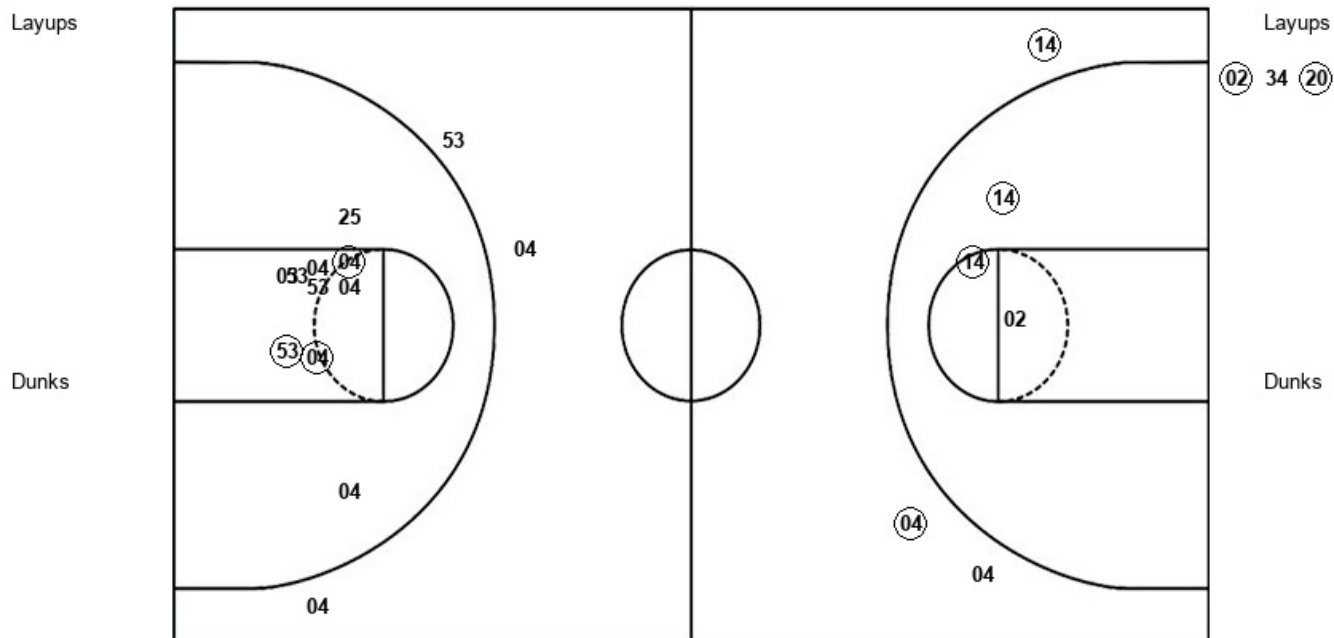
ARZ : Period 3	Made	Att	Pct
Layups	1	1	100.0
Dunks	0	0	0
2PT Field Goals	5	7	71.4
3PT Field Goals	2	5	40.0
Total Field Goals	7	12	58.3

Official Shot Chart
Arizona vs Washington
PERIOD 4 Shots
 February 08, 2019 at Alaska Airlines Arena - Seattle, WA



Washington

Arizona



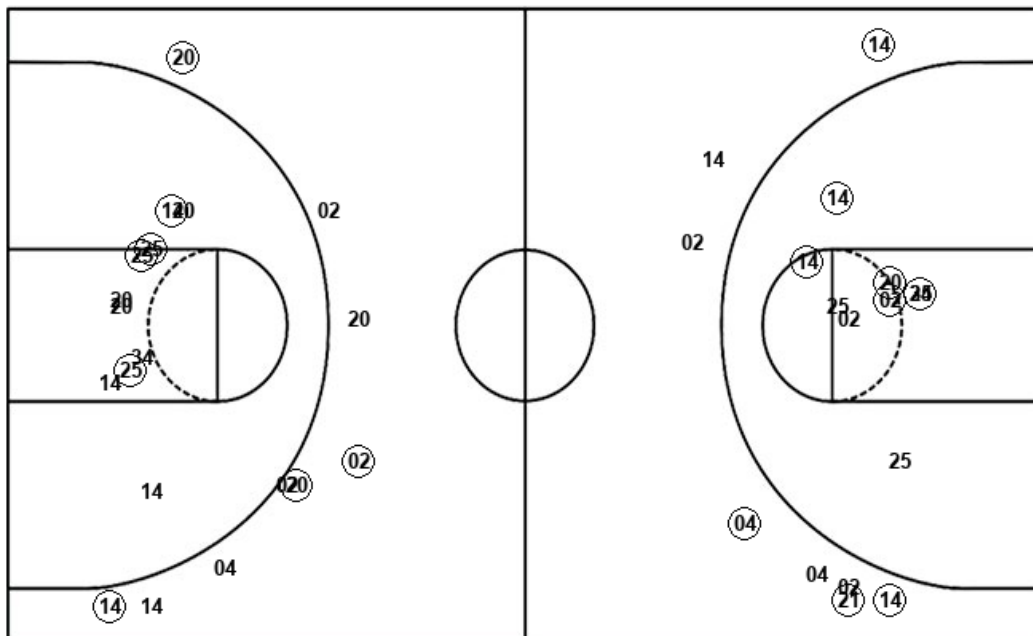
WSH : Period 4	Made	Att	Pct
Layups	0	0	0
Dunks	0	0	0
2PT Field Goals	3	10	30.0
3PT Field Goals	0	3	00.0
Total Field Goals	3	13	23.1

ARZ : Period 4	Made	Att	Pct
Layups	2	3	66.7
Dunks	0	0	0
2PT Field Goals	4	6	66.7
3PT Field Goals	2	3	66.7
Total Field Goals	6	9	66.7

Official Shot Chart
Arizona vs Washington
Arizona Team Shots
 February 08, 2019 at Alaska Airlines Arena - Seattle, WA



Layups



Layups

Dunks

Dunks

ARZ : Period 1	Made	Att	Pct
Layups	1	1	100.0
Dunks	0	0	0
2PT Field Goals	5	10	50.0
3PT Field Goals	2	3	66.7
Total Field Goals	7	13	53.8

ARZ : Period 2	Made	Att	Pct
Layups	1	2	50.0
Dunks	0	0	0
2PT Field Goals	1	3	33.3
3PT Field Goals	2	6	33.3
Total Field Goals	3	9	33.3

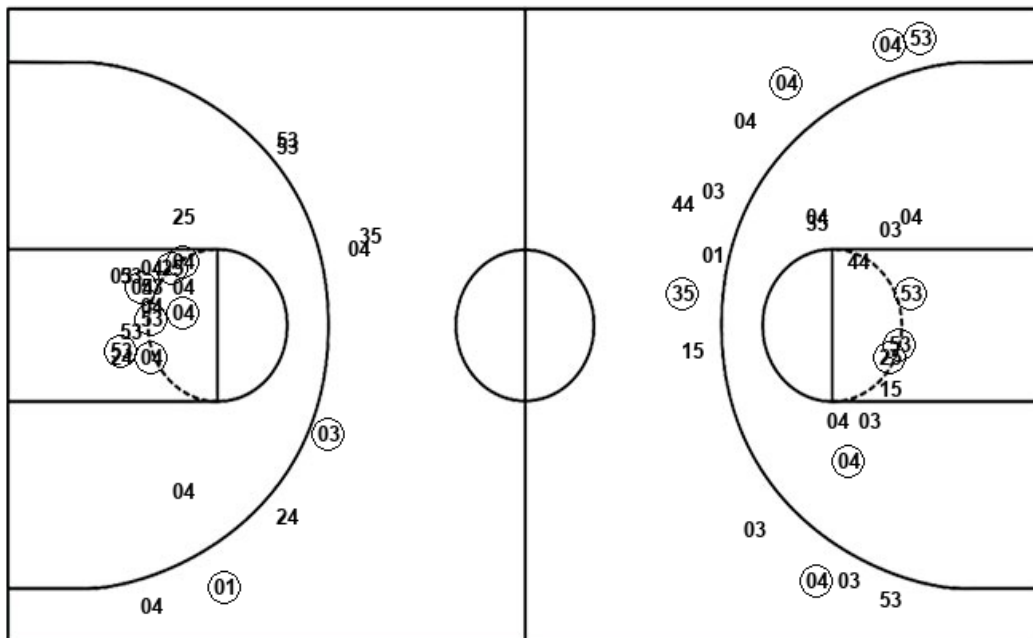
ARZ : Period 3	Made	Att	Pct
Layups	1	1	100.0
Dunks	0	0	0
2PT Field Goals	5	7	71.4
3PT Field Goals	2	5	40.0
Total Field Goals	7	12	58.3

ARZ : Period 4	Made	Att	Pct
Layups	2	3	66.7
Dunks	0	0	0
2PT Field Goals	4	6	66.7
3PT Field Goals	2	3	66.7
Total Field Goals	6	9	66.7

Official Shot Chart
Arizona vs Washington
Washington Team Shots
February 08, 2019 at Alaska Airlines Arena - Seattle, WA



Layups



Layups

Dunks

Dunks

WSH : Period 1	Made	Att	Pct
Layups	0	2	00.0
Dunks	0	0	0
2PT Field Goals	2	6	33.3
3PT Field Goals	3	8	37.5
Total Field Goals	5	14	35.7

WSH : Period 2	Made	Att	Pct
Layups	0	0	0
Dunks	0	0	0
2PT Field Goals	2	8	25.0
3PT Field Goals	2	5	40.0
Total Field Goals	4	13	30.8

WSH : Period 3	Made	Att	Pct
Layups	2	2	100.0
Dunks	0	0	0
2PT Field Goals	6	9	66.7
3PT Field Goals	2	5	40.0
Total Field Goals	8	14	57.1

WSH : Period 4	Made	Att	Pct
Layups	0	0	0
Dunks	0	0	0
2PT Field Goals	3	10	30.0
3PT Field Goals	0	3	00.0
Total Field Goals	3	13	23.1