

FINAL SCORE**Oregon****55****Washington****47**

**March 10, 2019 • Alaska Airlines Arena (Alaska Airlines Arena) - Seattle,
WA**

FINAL STATISTICS

Official Box Score
Oregon vs Washington
Game Totals -- Final Statistics
March 10, 2019 at Alaska Airlines Arena (Alaska Airlines Arena) - Seattle, WA



Oregon 55

| No. | Player | S | Pts | FG | 3FG | FT | OR | DR | TR | PF | A | TO | Blk | Stl | Min | +/- |
|---------------|--------------------|---|-----------|--------------|-------------|-------------|-----------|-----------|-----------|-----------|----------|-----------|----------|----------|------------|-----|
| 02 | KING, LOUIS | | 7 | 2-7 | 1-5 | 2-2 | 1 | 8 | 9 | 2 | 3 | 4 | 0 | 0 | 35 | 5 |
| 03 | PRITCHARD, PAYTON | | 16 | 5-10 | 3-7 | 3-5 | 2 | 1 | 3 | 4 | 3 | 4 | 0 | 5 | 36 | 7 |
| 13 | WHITE, PAUL | | 10 | 4-8 | 0-2 | 2-4 | 0 | 1 | 1 | 5 | 1 | 1 | 0 | 1 | 24 | -3 |
| 14 | WOOTEN, KENNY | | 6 | 3-4 | 0-0 | 0-0 | 0 | 4 | 4 | 3 | 0 | 1 | 2 | 0 | 21 | 6 |
| 33 | OKORO, FRANCIS | | 9 | 4-5 | 0-0 | 1-3 | 4 | 6 | 10 | 2 | 0 | 1 | 0 | 1 | 24 | 7 |
| 00 | RICHARDSON, WILL | | 2 | 1-7 | 0-2 | 0-0 | 0 | 4 | 4 | 0 | 1 | 3 | 0 | 0 | 22 | 4 |
| 04 | AMIN, EHAB | | 0 | 0-1 | 0-1 | 0-0 | 0 | 1 | 1 | 0 | 0 | 0 | 0 | 1 | 10 | 9 |
| 05 | NORRIS, MILES | | 5 | 2-4 | 0-2 | 1-3 | 1 | 1 | 2 | 2 | 0 | 0 | 0 | 0 | 11 | 3 |
| 10 | BAILEY JR., VICTOR | | 0 | 0-3 | 0-3 | 0-0 | 1 | 1 | 2 | 1 | 1 | 2 | 0 | 0 | 16 | 2 |
| | TEAM | | | | | | 1 | 0 | 1 | 0 | | 0 | | | | |
| TOTALS | | | 55 | 21-49 | 4-22 | 9-17 | 10 | 27 | 37 | 19 | 9 | 16 | 2 | 8 | 199 | |

Shooting By Period

| Period | FG | FG% | 3FG | 3FG% | FT | FT% |
|-------------|--------------|--------------|-------------|--------------|-------------|--------------|
| 1st Half | 12-27 | 44% | 1-12 | 08% | 2-7 | 29% |
| 2nd Half | 9-22 | 41% | 3-10 | 30% | 7-10 | 70% |
| Game | 21-49 | 42.9% | 4-22 | 18.2% | 9-17 | 52.9% |

Last FG: 2nd-02:10

Biggest Run: 10-0

Largest lead: By 16 at 1-05:49

Technical Fouls: None.

Washington 47

| No. | Player | S | Pts | FG | 3FG | FT | OR | DR | TR | PF | A | TO | Blk | Stl | Min | +/- |
|---------------|-------------------|---|-----------|--------------|-------------|--------------|----------|-----------|-----------|-----------|----------|-----------|----------|----------|------------|-----|
| 01 | CRISP, DAVID | | 4 | 1-7 | 0-3 | 2-2 | 0 | 0 | 0 | 3 | 1 | 3 | 0 | 1 | 37 | -13 |
| 04 | THYBULLE, MATISSE | | 6 | 2-7 | 2-6 | 0-0 | 0 | 2 | 2 | 2 | 1 | 3 | 3 | 5 | 38 | -8 |
| 05 | NOWELL, JAYLEN | | 17 | 7-15 | 0-4 | 3-3 | 0 | 2 | 2 | 1 | 1 | 2 | 0 | 1 | 37 | -3 |
| 15 | DICKERSON, NOAH | | 14 | 4-8 | 0-0 | 6-11 | 4 | 12 | 16 | 3 | 0 | 4 | 0 | 1 | 31 | 3 |
| 22 | GREEN, DOMINIC | | 0 | 0-5 | 0-4 | 0-0 | 0 | 0 | 0 | 4 | 1 | 1 | 0 | 0 | 25 | -4 |
| 00 | BEY, JAMAL | | 0 | 0-0 | 0-0 | 0-0 | 0 | 0 | 0 | 0 | 0 | 0 | 0 | 0 | 2 | -2 |
| 10 | HARDY, ELIJAH | | 3 | 1-1 | 1-1 | 0-0 | 0 | 0 | 0 | 0 | 0 | 0 | 0 | 0 | 0 | 2 |
| 11 | CARTER, NAHZIAH | | 3 | 1-5 | 0-2 | 1-1 | 0 | 1 | 1 | 1 | 0 | 0 | 0 | 0 | 14 | -2 |
| 13 | WRIGHT, HAMEIR | | 0 | 0-0 | 0-0 | 0-0 | 0 | 1 | 1 | 3 | 0 | 2 | 1 | 0 | 8 | -3 |
| 33 | TIMMINS, SAM | | 0 | 0-0 | 0-0 | 0-0 | 0 | 2 | 2 | 1 | 0 | 0 | 0 | 0 | 9 | -10 |
| | TEAM | | | | | | 2 | 2 | 4 | 0 | | 0 | | | | |
| TOTALS | | | 47 | 16-48 | 3-20 | 12-17 | 6 | 22 | 28 | 18 | 4 | 15 | 4 | 8 | 199 | |

Shooting By Period

| Period | FG | FG% | 3FG | 3FG% | FT | FT% |
|-------------|--------------|--------------|-------------|--------------|--------------|--------------|
| 1st Half | 5-23 | 22% | 2-9 | 22% | 6-8 | 75% |
| 2nd Half | 11-25 | 44% | 1-11 | 09% | 6-9 | 67% |
| Game | 16-48 | 33.3% | 3-20 | 15.0% | 12-17 | 70.6% |

Last FG: 2nd-00:16

Biggest Run: 6-0

Largest lead: By 3 at 1-19:26

Technical Fouls: None.

Game Notes:

Officials: **Bob Staffen, Mike Scyphers, Jim Schipper**
Attendance: **10000**

Start Time: **2019-03-10 03:10:45**

End Time: **2019-03-10 05:13:54**

Game Duration: **123**

Conference Game:

| Score | 1st | 2nd | TOT |
|-------|-----|-----|-----------|
| ORE | 27 | 28 | 55 |
| UWM | 18 | 29 | 47 |

ORE led for 38:11. UWM led for 1:01.

Game was tied for 0:34.

Times tied: **0** Lead Changes: **1**

| Points from | ORE | UWM |
|--------------|-----|-----|
| In the Paint | 32 | 26 |
| Off Turns | 16 | 12 |
| 2nd Chance | 11 | 3 |
| Fast Break | 5 | 10 |
| Bench | 7 | 6 |

Official Box Score
Oregon vs Washington
First Half Statistics Only
March 10, 2019 at Alaska Airlines Arena (Alaska Airlines Arena) - Seattle, WA



Oregon 27

| No. | Player | S | Pts | FG | 3FG | FT | OR | DR | TR | PF | A | TO | Blk | Stl | Min | +/- |
|---------------|--------------------|---|-----------|--------------|-------------|------------|----------|-----------|-----------|-----------|----------|-----------|----------|----------|------------|-----|
| 02 | KING, LOUIS | | 0 | 0-3 | 0-3 | 0-0 | 0 | 5 | 5 | 1 | 3 | 1 | 0 | 0 | 17 | 5 |
| 03 | PRITCHARD, PAYTON | | 5 | 2-6 | 1-4 | 0-0 | 1 | 1 | 2 | 2 | 2 | 2 | 0 | 1 | 17 | 8 |
| 13 | WHITE, PAUL | | 10 | 4-6 | 0-1 | 2-4 | 0 | 1 | 1 | 1 | 1 | 1 | 0 | 1 | 15 | 2 |
| 14 | WOOTEN, KENNY | | 4 | 2-2 | 0-0 | 0-0 | 0 | 2 | 2 | 2 | 0 | 0 | 2 | 0 | 9 | 8 |
| 33 | OKORO, FRANCIS | | 4 | 2-2 | 0-0 | 0-1 | 3 | 3 | 6 | 2 | 0 | 1 | 0 | 0 | 11 | 6 |
| 00 | RICHARDSON, WILL | | 2 | 1-4 | 0-1 | 0-0 | 0 | 3 | 3 | 0 | 0 | 3 | 0 | 0 | 12 | 5 |
| 04 | AMIN, EHAB | | 0 | 0-0 | 0-0 | 0-0 | 0 | 1 | 1 | 0 | 0 | 0 | 0 | 1 | 6 | 8 |
| 05 | NORRIS, MILES | | 2 | 1-2 | 0-1 | 0-2 | 0 | 0 | 0 | 1 | 0 | 0 | 0 | 0 | 4 | 1 |
| 10 | BAILEY JR., VICTOR | | 0 | 0-2 | 0-2 | 0-0 | 1 | 0 | 1 | 1 | 0 | 2 | 0 | 0 | 9 | 2 |
| | TEAM | | | | | | 1 | 0 | 1 | 0 | | 0 | | | | |
| TOTALS | | | 27 | 12-27 | 1-12 | 2-7 | 6 | 16 | 22 | 10 | 6 | 10 | 2 | 3 | 100 | |

Shooting By Period

| Period | FG | FG% | 3FG | 3FG% | FT | FT% |
|----------|-------|-------|------|-------|------|-------|
| 1st Half | 12-27 | 44% | 1-12 | 08% | 2-7 | 29% |
| Game | 21-49 | 42.9% | 4-22 | 18.2% | 9-17 | 52.9% |

Last FG Half: ORE 2nd-02:10

Washington 18

| No. | Player | S | Pts | FG | 3FG | FT | OR | DR | TR | PF | A | TO | Blk | Stl | Min | +/- |
|---------------|-------------------|---|-----------|-------------|------------|------------|----------|-----------|-----------|----------|----------|----------|----------|----------|------------|-----|
| 01 | CRISP, DAVID | | 2 | 0-3 | 0-1 | 2-2 | 0 | 0 | 0 | 1 | 1 | 1 | 0 | 1 | 19 | -7 |
| 04 | THYBULLE, MATISSE | | 6 | 2-5 | 2-4 | 0-0 | 0 | 1 | 1 | 0 | 1 | 3 | 2 | 2 | 18 | -7 |
| 05 | NOWELL, JAYLEN | | 4 | 2-8 | 0-2 | 0-0 | 0 | 1 | 1 | 0 | 0 | 0 | 0 | 1 | 19 | -7 |
| 15 | DICKERSON, NOAH | | 6 | 1-3 | 0-0 | 4-6 | 1 | 7 | 8 | 1 | 0 | 2 | 0 | 0 | 14 | 1 |
| 22 | GREEN, DOMINIC | | 0 | 0-3 | 0-2 | 0-0 | 0 | 0 | 0 | 2 | 1 | 0 | 0 | 0 | 14 | -4 |
| 00 | BEY, JAMAL | | 0 | 0-0 | 0-0 | 0-0 | 0 | 0 | 0 | 0 | 0 | 0 | 0 | 0 | 2 | -2 |
| 10 | HARDY, ELIJAH | | 0 | 0-0 | 0-0 | 0-0 | 0 | 0 | 0 | 0 | 0 | 0 | 0 | 0 | 0 | 0 |
| 11 | CARTER, NAHZIAH | | 0 | 0-1 | 0-0 | 0-0 | 0 | 1 | 1 | 0 | 0 | 0 | 0 | 0 | 6 | -5 |
| 13 | WRIGHT, HAMEIR | | 0 | 0-0 | 0-0 | 0-0 | 0 | 0 | 0 | 3 | 0 | 2 | 0 | 0 | 2 | -5 |
| 33 | TIMMINS, SAM | | 0 | 0-0 | 0-0 | 0-0 | 0 | 0 | 0 | 1 | 0 | 0 | 0 | 0 | 5 | -9 |
| | TEAM | | | | | | 1 | 1 | 2 | 0 | | 0 | | | | |
| TOTALS | | | 18 | 5-23 | 2-9 | 6-8 | 2 | 11 | 13 | 8 | 3 | 8 | 2 | 4 | 100 | |

Shooting By Period

| Period | FG | FG% | 3FG | 3FG% | FT | FT% |
|----------|-------|-------|------|-------|-------|-------|
| 1st Half | 5-23 | 22% | 2-9 | 22% | 6-8 | 75% |
| Game | 16-48 | 33.3% | 3-20 | 15.0% | 12-17 | 70.6% |

Last FG Half: UWM 2nd-00:16

Game Notes:

Officials: **Bob Staffen, Mike Scyphers, Jim Schipper**
Attendance: **10000**

Start Time: **2019-03-10 03:10:45**
End Time: **2019-03-10 05:13:54**
Game Duration: **123**
Conference Game;

| Score | 1st | 2nd | TOT |
|-------|-----|-----|-----------|
| ORE | 27 | 28 | 55 |
| UWM | 18 | 29 | 47 |

| Points from (This Period) | ORE | UWM |
|---------------------------|-----|-----|
| In the Paint | 20 | 6 |
| Off Turns | 10 | 6 |
| 2nd Chance | 4 | 0 |
| Fast Break | 2 | 4 |
| Bench | 4 | 0 |

**Official Play-By-Play
Oregon vs Washington
First Half**

March 10, 2019 at Alaska Airlines Arena (Alaska Airlines Arena) - Seattle, WA



Period 1

Starters:

Oregon: 2 KING, LOUIS; 3 PRITCHARD, PAYTON; 13 WHITE, PAUL; 14 WOOTEN, KENNY; 33 OKORO, FRANCIS;

Washington: 15 DICKERSON, NOAH; 22 GREEN, DOMINIC; 1 CRISP, DAVID; 4 THYBULLE, MATISSE; 5 NOWELL, JAYLEN;

| Time | VISITORS: Oregon | Score | Margin | HOME: Washington |
|-------|--|-------|--------|--|
| 19:33 | MISSED 3PTR by WHITE, PAUL | | | |
| 19:29 | | | | REBOUND (DEF) by DICKERSON, NOAH |
| 19:26 | | 3-0 | H 3 | GOOD! 3PTR by THYBULLE, MATISSE |
| 19:26 | | | | ASSIST by CRISP, DAVID |
| 19:11 | GOOD! DUNK by WOOTEN, KENNY | 3-2 | H 1 | |
| 19:11 | ASSIST by PRITCHARD, PAYTON | | | |
| 18:42 | | | | TURNOVER (LOSTBALL) by DICKERSON, NOAH |
| 18:25 | GOOD! JUMPER by OKORO, FRANCIS [PNT] | 3-4 | V 1 | |
| 18:25 | ASSIST by WHITE, PAUL | | | |
| 17:57 | | | | MISSED 3PTR by GREEN, DOMINIC |
| 17:53 | REBOUND (DEF) by WHITE, PAUL | | | |
| 17:39 | TURNOVER (TRAVEL) by OKORO, FRANCIS | | | |
| 17:15 | | | | MISSED 3PTR by GREEN, DOMINIC |
| 17:11 | REBOUND (DEF) by WOOTEN, KENNY | | | |
| 16:57 | GOOD! DUNK by WOOTEN, KENNY | 3-6 | V 3 | |
| 16:57 | ASSIST by PRITCHARD, PAYTON | | | |
| 16:34 | FOUL (PERSONAL) by OKORO, FRANCIS | | | |
| 16:34 | SUB OUT: OKORO, FRANCIS | | | |
| 16:34 | SUB IN: RICHARDSON, WILL | | | |
| 16:27 | | | | MISSED 3PTR by CRISP, DAVID |
| 16:24 | REBOUND (DEF) by KING, LOUIS | | | |
| 16:06 | MISSED JUMPER by WHITE, PAUL | | | |
| 16:03 | | | | REBOUND (DEF) by DICKERSON, NOAH |
| 15:50 | | | | MISSED JUMPER by NOWELL, JAYLEN |
| 15:47 | REBOUND (DEF) by KING, LOUIS | | | |
| 15:34 | TURNOVER (TRAVEL) by RICHARDSON, WILL | | | |
| 15:34 | | | | |
| 15:22 | FOUL (PERSONAL) by WOOTEN, KENNY | | | |
| 15:12 | | | | MISSED JUMPER by NOWELL, JAYLEN |
| 15:09 | REBOUND (DEF) by RICHARDSON, WILL | | | |
| 14:42 | GOOD! JUMPER by WHITE, PAUL [PNT] | 3-8 | V 5 | |
| 14:26 | | 6-8 | V 2 | GOOD! 3PTR by THYBULLE, MATISSE |
| 14:26 | | | | ASSIST by GREEN, DOMINIC |
| 14:08 | | | | SUB OUT: CRISP, DAVID |
| 14:08 | | | | SUB IN: CARTER, NAHZIAH |
| 14:08 | | | | SUB OUT: GREEN, DOMINIC |
| 14:08 | | | | SUB IN: WRIGHT, HAMEIR |
| 13:51 | MISSED 3PTR by PRITCHARD, PAYTON | | | |
| 13:47 | | | | REBOUND (DEF) by NOWELL, JAYLEN |
| 13:35 | | | | FOUL (OFF) by DICKERSON, NOAH |
| 13:35 | | | | TURNOVER (OFFENSIVE) by DICKERSON, NOAH |
| 13:35 | | | | SUB OUT: DICKERSON, NOAH |
| 13:35 | | | | SUB IN: TIMMINS, SAM |
| 13:20 | MISSED 3PTR by KING, LOUIS | | | |
| 13:16 | | | | REBOUND (DEF) by THYBULLE, MATISSE |
| 13:10 | | | | TURNOVER (LOSTBALL) by THYBULLE, MATISSE |
| 13:07 | GOOD! LAYUP by WHITE, PAUL [PNT] | 6-10 | V 4 | |
| 13:04 | | | | MISSED 3PTR by THYBULLE, MATISSE |
| 13:02 | FOUL (PERSONAL) by PRITCHARD, PAYTON | | | |
| 13:02 | | | | SUB OUT: NOWELL, JAYLEN |
| 13:02 | | | | SUB IN: CRISP, DAVID |
| 13:02 | SUB OUT: WOOTEN, KENNY | | | |
| 13:02 | SUB IN: OKORO, FRANCIS | | | |
| 13:02 | | | | REBOUND (OFF) by TEAM |
| 12:57 | | | | TURNOVER (BADPASS) by THYBULLE, MATISSE |
| 12:57 | STEAL by WHITE, PAUL | | | |
| 12:52 | TURNOVER (TRAVEL) by KING, LOUIS | | | |
| 12:52 | SUB OUT: KING, LOUIS | | | |
| 12:52 | SUB IN: AMIN, EHAB | | | |
| 12:52 | SUB OUT: WHITE, PAUL | | | |
| 12:52 | SUB IN: NORRIS, MILES | | | |
| 12:40 | | | | TURNOVER (LOSTBALL) by WRIGHT, HAMEIR |
| 12:40 | STEAL by PRITCHARD, PAYTON | | | |
| 12:33 | | | | FOUL (PERSONAL) by WRIGHT, HAMEIR |
| 12:18 | GOOD! LAYUP by PRITCHARD, PAYTON [PNT] | 6-12 | V 6 | |
| 12:05 | | | | TURNOVER (BADPASS) by WRIGHT, HAMEIR |
| 12:05 | STEAL by AMIN, EHAB | | | |
| 12:05 | | | | FOUL (PERSONAL) by WRIGHT, HAMEIR |
| 12:05 | | | | SUB OUT: WRIGHT, HAMEIR |
| 12:05 | | | | SUB IN: NOWELL, JAYLEN |

| Time | VISITORS: Oregon | Score | Margin | HOME: Washington |
|-------|--|-------|--------|---|
| 11:53 | MISSED 3PTR by NORRIS, MILES | | | |
| 11:50 | REBOUND (OFF) by OKORO, FRANCIS | | | |
| 11:40 | GOOD! LAYUP by NORRIS, MILES [PNT] | 6-14 | V 8 | |
| 11:09 | FOUL (PERSONAL) by NORRIS, MILES | | | |
| 11:09 | | | | |
| 11:09 | | | | SUB OUT: THYBULLE, MATISSE |
| 11:09 | | | | SUB IN: BEY, JAMAL |
| 11:09 | | | | SUB OUT: TIMMINS, SAM |
| 11:09 | | | | SUB IN: DICKERSON, NOAH |
| 11:01 | | | | MISSED JUMPER by CRISP, DAVID |
| 10:58 | REBOUND (DEF) by PRITCHARD, PAYTON | | | |
| 10:38 | MISSED 3PTR by PRITCHARD, PAYTON | | | |
| 10:34 | REBOUND (OFF) by OKORO, FRANCIS | | | |
| 10:33 | MISSED 3PTR by RICHARDSON, WILL | | | |
| 10:30 | | | | REBOUND (DEF) by CARTER, NAHZIAH |
| 10:20 | FOUL (PERSONAL) by OKORO, FRANCIS | | | |
| 10:20 | SUB OUT: PRITCHARD, PAYTON | | | |
| 10:20 | SUB IN: KING, LOUIS | | | |
| 10:20 | SUB OUT: AMIN, EHAB | | | |
| 10:20 | SUB IN: BAILEY JR., VICTOR | | | |
| 10:20 | SUB OUT: NORRIS, MILES | | | |
| 10:20 | SUB IN: WOOTEN, KENNY | | | |
| 10:20 | SUB OUT: OKORO, FRANCIS | | | |
| 10:20 | SUB IN: WHITE, PAUL | | | |
| 10:10 | | | | MISSED JUMPER by CARTER, NAHZIAH |
| 10:07 | REBOUND (DEF) by WOOTEN, KENNY | | | |
| 09:55 | GOOD! JUMPER by WHITE, PAUL [PNT] | 6-16 | V 10 | |
| 09:26 | | | | MISSED JUMPER by CRISP, DAVID |
| 09:26 | BLOCK by WOOTEN, KENNY | | | |
| 09:26 | | | | REBOUND (OFF) by TEAM |
| 09:26 | | | | SUB OUT: BEY, JAMAL |
| 09:26 | | | | SUB IN: THYBULLE, MATISSE |
| 09:26 | | | | SUB OUT: CARTER, NAHZIAH |
| 09:26 | | | | SUB IN: GREEN, DOMINIC |
| 09:22 | | | | MISSED JUMPER by GREEN, DOMINIC |
| 09:22 | BLOCK by WOOTEN, KENNY | | | |
| 09:18 | REBOUND (DEF) by RICHARDSON, WILL | | | |
| 09:04 | GOOD! JUMPER by WHITE, PAUL | 6-18 | V 12 | |
| 09:04 | ASSIST by KING, LOUIS | | | |
| 09:03 | | | | TIMEOUT 30SEC |
| 08:44 | | | | MISSED 3PTR by NOWELL, JAYLEN |
| 08:40 | REBOUND (DEF) by RICHARDSON, WILL | | | |
| 08:24 | TURNOVER (LOSTBALL) by WHITE, PAUL | | | |
| 08:24 | | | | STEAL by NOWELL, JAYLEN |
| 08:14 | | | | MISSED JUMPER by THYBULLE, MATISSE |
| 08:12 | | | | REBOUND (OFF) by DICKERSON, NOAH |
| 08:11 | FOUL (PERSONAL) by WOOTEN, KENNY | | | |
| 08:11 | | | | MISSED FT by DICKERSON, NOAH |
| 08:11 | | | | REBOUND (OFF) by TEAM |
| 08:11 | SUB OUT: WOOTEN, KENNY | | | |
| 08:11 | SUB IN: PRITCHARD, PAYTON | | | |
| 08:11 | | | | MISSED FT by DICKERSON, NOAH |
| 08:10 | REBOUND (DEF) by KING, LOUIS | | | |
| 07:54 | TURNOVER (LOSTBALL) by RICHARDSON, WILL | | | |
| 07:54 | | | | STEAL by THYBULLE, MATISSE |
| 07:49 | | 8-18 | V 10 | GOOD! JUMPER by NOWELL, JAYLEN [FB/PNT] |
| 07:22 | MISSED JUMPER by RICHARDSON, WILL | | | |
| 07:19 | | | | REBOUND (DEF) by DICKERSON, NOAH |
| 07:15 | | | | TURNOVER (BADPASS) by CRISP, DAVID |
| 07:10 | GOOD! LAYUP by RICHARDSON, WILL [FB/PNT] | 8-20 | V 12 | |
| 06:46 | | | | MISSED JUMPER by DICKERSON, NOAH |
| 06:44 | REBOUND (DEF) by KING, LOUIS | | | |
| 06:36 | | | | |
| 06:36 | | | | SUB OUT: DICKERSON, NOAH |
| 06:36 | | | | SUB IN: WRIGHT, HAMEIR |
| 06:36 | SUB OUT: RICHARDSON, WILL | | | |
| 06:36 | SUB IN: AMIN, EHAB | | | |
| 06:22 | | | | FOUL (PERSONAL) by WRIGHT, HAMEIR |
| 06:22 | GOOD! FT by WHITE, PAUL | 8-21 | V 13 | |
| 06:22 | | | | SUB OUT: WRIGHT, HAMEIR |
| 06:22 | | | | SUB IN: TIMMINS, SAM |
| 06:21 | MISSED FT by WHITE, PAUL | | | |
| 06:20 | | | | REBOUND (DEF) by TEAM |
| 06:20 | SUB OUT: WHITE, PAUL | | | |
| 06:20 | SUB IN: OKORO, FRANCIS | | | |
| 05:59 | | | | MISSED 3PTR by NOWELL, JAYLEN |
| 05:56 | REBOUND (DEF) by KING, LOUIS | | | |
| 05:49 | GOOD! 3PTR by PRITCHARD, PAYTON | 8-24 | V 16 | |
| 05:49 | ASSIST by KING, LOUIS | | | |
| 05:14 | | | | MISSED 3PTR by THYBULLE, MATISSE |

| Time | VISITORS: Oregon | Score | Margin | HOME: Washington |
|-------|--|-------|--------|---|
| 05:10 | REBOUND (DEF) by OKORO, FRANCIS | | | |
| 05:01 | MISSED 3PTR by KING, LOUIS | | | |
| 04:58 | REBOUND (OFF) by TEAM | | | |
| 04:58 | | | | FOUL (PERSONAL) by GREEN, DOMINIC |
| 04:58 | | | | SUB OUT: TIMMINS, SAM |
| 04:58 | | | | SUB IN: DICKERSON, NOAH |
| 04:55 | MISSED 3PTR by BAILEY JR., VICTOR | | | |
| 04:53 | | | | REBOUND (DEF) by DICKERSON, NOAH |
| 04:43 | | | | MISSED JUMPER by NOWELL, JAYLEN |
| 04:41 | REBOUND (DEF) by OKORO, FRANCIS | | | |
| 04:36 | FOUL (OFF) by BAILEY JR., VICTOR | | | |
| 04:36 | TURNOVER (OFFENSIVE) by BAILEY JR., VICTOR | | | |
| 04:36 | SUB OUT: BAILEY JR., VICTOR | | | |
| 04:36 | SUB IN: RICHARDSON, WILL | | | |
| 04:15 | | | | MISSED JUMPER by NOWELL, JAYLEN |
| 04:13 | REBOUND (DEF) by OKORO, FRANCIS | | | |
| 04:08 | MISSED JUMPER by RICHARDSON, WILL | | | |
| 04:08 | | | | BLOCK by THYBULLE, MATISSE |
| 04:08 | REBOUND (OFF) by TEAM | | | |
| 03:47 | TURNOVER (LOSTBALL) by PRITCHARD, PAYTON | | | |
| 03:47 | | | | STEAL by THYBULLE, MATISSE |
| 03:45 | | | | TURNOVER (BADPASS) by THYBULLE, MATISSE |
| 03:45 | | | | |
| 03:45 | SUB OUT: AMIN, EHAB | | | |
| 03:45 | SUB IN: WHITE, PAUL | | | |
| 03:06 | MISSED 3PTR by KING, LOUIS | | | |
| 03:01 | | | | REBOUND (DEF) by DICKERSON, NOAH |
| 02:47 | FOUL (PERSONAL) by PRITCHARD, PAYTON | | | |
| 02:47 | | 9-24 | V 15 | GOOD! FT by CRISP, DAVID |
| 02:47 | SUB OUT: PRITCHARD, PAYTON | | | |
| 02:47 | SUB IN: BAILEY JR., VICTOR | | | |
| 02:47 | | 10-24 | V 14 | GOOD! FT by CRISP, DAVID |
| 02:32 | TURNOVER (TRAVEL) by RICHARDSON, WILL | | | |
| 02:12 | FOUL (PERSONAL) by WHITE, PAUL | | | |
| 02:12 | SUB OUT: RICHARDSON, WILL | | | |
| 02:12 | SUB IN: PRITCHARD, PAYTON | | | |
| 02:12 | | 11-24 | V 13 | GOOD! FT by DICKERSON, NOAH |
| 02:12 | | 12-24 | V 12 | GOOD! FT by DICKERSON, NOAH |
| 02:12 | | | | SUB OUT: DICKERSON, NOAH |
| 02:12 | | | | SUB IN: TIMMINS, SAM |
| 02:05 | MISSED 3PTR by BAILEY JR., VICTOR | | | |
| 01:59 | REBOUND (OFF) by OKORO, FRANCIS | | | |
| 01:57 | GOOD! LAYUP by OKORO, FRANCIS [PNT] | 12-26 | V 14 | |
| 01:57 | ASSIST by KING, LOUIS | | | |
| 01:57 | | | | FOUL (PERSONAL) by GREEN, DOMINIC |
| 01:57 | | | | SUB OUT: TIMMINS, SAM |
| 01:57 | | | | SUB IN: DICKERSON, NOAH |
| 01:57 | MISSED FT by OKORO, FRANCIS | | | |
| 01:56 | | | | REBOUND (DEF) by DICKERSON, NOAH |
| 01:46 | SUB OUT: PRITCHARD, PAYTON | | | |
| 01:46 | SUB IN: RICHARDSON, WILL | | | |
| 01:42 | | 14-26 | V 12 | GOOD! LAYUP by DICKERSON, NOAH [PNT] |
| 01:41 | | | | SUB OUT: DICKERSON, NOAH |
| 01:41 | | | | SUB IN: TIMMINS, SAM |
| 01:41 | SUB OUT: OKORO, FRANCIS | | | |
| 01:41 | SUB IN: NORRIS, MILES | | | |
| 01:41 | | | | SUB OUT: GREEN, DOMINIC |
| 01:41 | | | | SUB IN: CARTER, NAHZIAH |
| 01:41 | SUB OUT: RICHARDSON, WILL | | | |
| 01:41 | SUB IN: PRITCHARD, PAYTON | | | |
| 01:18 | MISSED 3PTR by PRITCHARD, PAYTON | | | |
| 01:13 | REBOUND (OFF) by BAILEY JR., VICTOR | | | |
| 01:12 | TURNOVER (LOSTBALL) by BAILEY JR., VICTOR | | | |
| 01:12 | | | | STEAL by CRISP, DAVID |
| 01:08 | | 16-26 | V 10 | GOOD! LAYUP by NOWELL, JAYLEN [FB/PNT] |
| 01:08 | | | | ASSIST by THYBULLE, MATISSE |
| 00:43 | | | | FOUL (PERSONAL) by CRISP, DAVID |
| 00:43 | | | | SUB OUT: TIMMINS, SAM |
| 00:43 | | | | SUB IN: DICKERSON, NOAH |
| 00:43 | SUB OUT: PRITCHARD, PAYTON | | | |
| 00:43 | SUB IN: AMIN, EHAB | | | |
| 00:43 | GOOD! FT by WHITE, PAUL | 16-27 | V 11 | |
| 00:43 | MISSED FT by WHITE, PAUL | | | |
| 00:42 | | | | REBOUND (DEF) by TEAM |
| 00:42 | FOUL (PERSONAL) by KING, LOUIS | | | |
| 00:42 | | 17-27 | V 10 | GOOD! FT by DICKERSON, NOAH |
| 00:42 | SUB OUT: AMIN, EHAB | | | |
| 00:42 | SUB IN: PRITCHARD, PAYTON | | | |
| 00:42 | | 18-27 | V 9 | GOOD! FT by DICKERSON, NOAH |
| 00:42 | | | | SUB OUT: DICKERSON, NOAH |

| Time | VISITORS: Oregon | Score | Margin | HOME: Washington |
|-------|--|-------|--------|----------------------------------|
| 00:42 | | | | SUB IN: TIMMINS, SAM |
| 00:39 | MISSED JUMPER by PRITCHARD, PAYTON | | | |
| 00:39 | | | | BLOCK by THYBULLE, MATISSE |
| 00:39 | REBOUND (OFF) by PRITCHARD, PAYTON | | | |
| 00:39 | TURNOVER (TRAVEL) by PRITCHARD, PAYTON | | | |
| 00:39 | SUB OUT: PRITCHARD, PAYTON | | | |
| 00:39 | SUB IN: AMIN, EHAB | | | |
| 00:39 | | | | SUB OUT: TIMMINS, SAM |
| 00:39 | | | | SUB IN: DICKERSON, NOAH |
| 00:18 | | | | MISSED JUMPER by DICKERSON, NOAH |
| 00:14 | REBOUND (DEF) by AMIN, EHAB | | | |
| 00:12 | TIMEOUT 30SEC | | | |
| 00:12 | | | | SUB OUT: DICKERSON, NOAH |
| 00:12 | | | | SUB IN: TIMMINS, SAM |
| 00:12 | SUB OUT: AMIN, EHAB | | | |
| 00:12 | SUB IN: PRITCHARD, PAYTON | | | |
| 00:01 | | | | FOUL (PERSONAL) by TIMMINS, SAM |
| 00:01 | MISSED FT by NORRIS, MILES | | | |
| 00:01 | REBOUND (OFF) by TEAM | | | |
| 00:01 | | | | SUB OUT: CARTER, NAHZIAH |
| 00:01 | | | | SUB IN: DICKERSON, NOAH |
| 00:01 | SUB OUT: PRITCHARD, PAYTON | | | |
| 00:01 | SUB IN: AMIN, EHAB | | | |
| 00:01 | MISSED FT by NORRIS, MILES | | | |
| 00:00 | | | | REBOUND (DEF) by DICKERSON, NOAH |

Oregon 27, Washington 18

| Points from (This Period) | ORE | UWM |
|---------------------------|-----|-----|
| In the Paint | 20 | 6 |
| Off Turns | 10 | 6 |
| 2nd Chance | 4 | 0 |
| Fast Break | 2 | 4 |
| Bench | 4 | 0 |

Official Box Score
Oregon vs Washington
Second Half Statistics Only
March 10, 2019 at Alaska Airlines Arena (Alaska Airlines Arena) - Seattle, WA



Oregon 28

| No. | Player | S | Pts | FG | 3FG | FT | OR | DR | TR | PF | A | TO | Blk | Stl | Min | +/- |
|---------------|--------------------|---|-----------|-------------|-------------|-------------|----------|-----------|-----------|----------|----------|----------|----------|----------|-----------|-----|
| 02 | KING, LOUIS | | 7 | 2-4 | 1-2 | 2-2 | 1 | 3 | 4 | 1 | 0 | 3 | 0 | 0 | 17 | 0 |
| 03 | PRITCHARD, PAYTON | | 11 | 3-4 | 2-3 | 3-5 | 1 | 0 | 1 | 2 | 1 | 2 | 0 | 4 | 20 | -1 |
| 13 | WHITE, PAUL | | 0 | 0-2 | 0-1 | 0-0 | 0 | 0 | 0 | 4 | 0 | 0 | 0 | 0 | 9 | -5 |
| 14 | WOOTEN, KENNY | | 2 | 1-2 | 0-0 | 0-0 | 0 | 2 | 2 | 1 | 0 | 1 | 0 | 0 | 12 | -2 |
| 33 | OKORO, FRANCIS | | 5 | 2-3 | 0-0 | 1-2 | 1 | 3 | 4 | 0 | 0 | 0 | 0 | 1 | 13 | 1 |
| 00 | RICHARDSON, WILL | | 0 | 0-3 | 0-1 | 0-0 | 0 | 1 | 1 | 0 | 1 | 0 | 0 | 0 | 9 | -1 |
| 04 | AMIN, EHAB | | 0 | 0-1 | 0-1 | 0-0 | 0 | 0 | 0 | 0 | 0 | 0 | 0 | 0 | 4 | 1 |
| 05 | NORRIS, MILES | | 3 | 1-2 | 0-1 | 1-1 | 1 | 1 | 2 | 1 | 0 | 0 | 0 | 0 | 7 | 2 |
| 10 | BAILEY JR., VICTOR | | 0 | 0-1 | 0-1 | 0-0 | 0 | 1 | 1 | 0 | 1 | 0 | 0 | 0 | 7 | 0 |
| | TEAM | | | | | | 0 | 0 | 0 | 0 | | 0 | | | | |
| TOTALS | | | 28 | 9-22 | 3-10 | 7-10 | 4 | 11 | 15 | 9 | 3 | 6 | 0 | 5 | 99 | |

Shooting By Period

| Period | FG | FG% | 3FG | 3FG% | FT | FT% |
|----------|-------|-------|------|-------|------|-------|
| 2nd Half | 9-22 | 41% | 3-10 | 30% | 7-10 | 70% |
| Game | 21-49 | 42.9% | 4-22 | 18.2% | 9-17 | 52.9% |

Last FG Half: ORE -

Washington 29

| No. | Player | S | Pts | FG | 3FG | FT | OR | DR | TR | PF | A | TO | Blk | Stl | Min | +/- |
|---------------|-------------------|---|-----------|--------------|-------------|------------|----------|-----------|-----------|-----------|----------|----------|----------|----------|-----------|-----|
| 01 | CRISP, DAVID | | 2 | 1-4 | 0-2 | 0-0 | 0 | 0 | 0 | 2 | 0 | 2 | 0 | 0 | 18 | -6 |
| 04 | THYBULLE, MATISSE | | 0 | 0-2 | 0-2 | 0-0 | 0 | 1 | 1 | 2 | 0 | 0 | 1 | 3 | 19 | -1 |
| 05 | NOWELL, JAYLEN | | 13 | 5-7 | 0-2 | 3-3 | 0 | 1 | 1 | 1 | 1 | 2 | 0 | 0 | 18 | 4 |
| 15 | DICKERSON, NOAH | | 8 | 3-5 | 0-0 | 2-5 | 3 | 5 | 8 | 2 | 0 | 2 | 0 | 1 | 16 | 2 |
| 22 | GREEN, DOMINIC | | 0 | 0-2 | 0-2 | 0-0 | 0 | 0 | 0 | 2 | 0 | 1 | 0 | 0 | 11 | 0 |
| 00 | BEY, JAMAL | | 0 | 0-0 | 0-0 | 0-0 | 0 | 0 | 0 | 0 | 0 | 0 | 0 | 0 | 0 | 0 |
| 10 | HARDY, ELIJAH | | 3 | 1-1 | 1-1 | 0-0 | 0 | 0 | 0 | 0 | 0 | 0 | 0 | 0 | 0 | 2 |
| 11 | CARTER, NAHZIAH | | 3 | 1-4 | 0-2 | 1-1 | 0 | 0 | 0 | 1 | 0 | 0 | 0 | 0 | 7 | 3 |
| 13 | WRIGHT, HAMEIR | | 0 | 0-0 | 0-0 | 0-0 | 0 | 1 | 1 | 0 | 0 | 0 | 1 | 0 | 5 | 2 |
| 33 | TIMMINS, SAM | | 0 | 0-0 | 0-0 | 0-0 | 0 | 2 | 2 | 0 | 0 | 0 | 0 | 0 | 4 | -1 |
| | TEAM | | | | | | 1 | 1 | 2 | 0 | | 0 | | | | |
| TOTALS | | | 29 | 11-25 | 1-11 | 6-9 | 4 | 11 | 15 | 10 | 1 | 7 | 2 | 4 | 99 | |

Shooting By Period

| Period | FG | FG% | 3FG | 3FG% | FT | FT% |
|----------|-------|-------|------|-------|-------|-------|
| 2nd Half | 11-25 | 44% | 1-11 | 09% | 6-9 | 67% |
| Game | 16-48 | 33.3% | 3-20 | 15.0% | 12-17 | 70.6% |

Last FG Half: UWM -

Game Notes:

Officials: **Bob Staffen, Mike Scyphers, Jim Schipper**
Attendance: **10000**

Start Time: **2019-03-10 03:10:45**

End Time: **2019-03-10 05:13:54**

Game Duration: **123**

Conference Game;

| Score | 1st | 2nd | TOT |
|-------|-----|-----|-----------|
| ORE | 27 | 28 | 55 |
| UWM | 18 | 29 | 47 |

| Points from (This Period) | ORE | UWM |
|---------------------------|-----|-----|
| In the Paint | 12 | 20 |
| Off Turns | 6 | 6 |
| 2nd Chance | 7 | 3 |
| Fast Break | 3 | 6 |
| Bench | 3 | 6 |

**Official Play-By-Play
Oregon vs Washington
Second Half**

March 10, 2019 at Alaska Airlines Arena (Alaska Airlines Arena) - Seattle, WA



Period 2

Starters:

Oregon: 2 KING, LOUIS; 3 PRITCHARD, PAYTON; 13 WHITE, PAUL; 14 WOOTEN, KENNY; 33 OKORO, FRANCIS;

Washington: 15 DICKERSON, NOAH; 22 GREEN, DOMINIC; 1 CRISP, DAVID; 4 THYBULLE, MATISSE; 5 NOWELL, JAYLEN;

| Time | VISITORS: Oregon | Score | Margin | HOME: Washington |
|-------|---|-------|--------|--|
| 19:43 | | | | MISSED JUMPER by CRISP, DAVID |
| 19:40 | REBOUND (DEF) by WOOTEN, KENNY | | | |
| 19:15 | TURNOVER (BADPASS) by WOOTEN, KENNY | | | |
| 19:00 | | | | TURNOVER (LOSTBALL) by DICKERSON, NOAH |
| 19:00 | STEAL by PRITCHARD, PAYTON | | | |
| 18:56 | | | | FOUL (PERSONAL) by CRISP, DAVID |
| 18:36 | TURNOVER (BADPASS) by PRITCHARD, PAYTON | | | |
| 18:36 | | | | STEAL by THYBULLE, MATISSE |
| 18:28 | | 20-27 | V 7 | GOOD! LAYUP by DICKERSON, NOAH [PNT] |
| 18:28 | SUB OUT: WOOTEN, KENNY | | | |
| 18:28 | SUB IN: RICHARDSON, WILL | | | |
| 18:06 | TURNOVER (BADPASS) by KING, LOUIS | | | |
| 18:06 | | | | STEAL by THYBULLE, MATISSE |
| 18:02 | | 22-27 | V 5 | GOOD! DUNK by DICKERSON, NOAH [FB] |
| 18:02 | | | | ASSIST by NOWELL, JAYLEN |
| 17:41 | | | | FOUL (PERSONAL) by GREEN, DOMINIC |
| 17:37 | | | | FOUL (PERSONAL) by DICKERSON, NOAH |
| 17:37 | MISSED FT by OKORO, FRANCIS | | | |
| 17:37 | REBOUND (OFF) by TEAM | | | |
| 17:37 | | | | SUB OUT: GREEN, DOMINIC |
| 17:37 | | | | SUB IN: CARTER, NAHZIAH |
| 17:37 | GOOD! FT by OKORO, FRANCIS | 22-28 | V 6 | |
| 17:12 | | 24-28 | V 4 | GOOD! JUMPER by NOWELL, JAYLEN [PNT] |
| 17:12 | FOUL (PERSONAL) by KING, LOUIS | | | |
| 17:12 | | 25-28 | V 3 | GOOD! FT by NOWELL, JAYLEN |
| 16:58 | GOOD! JUMPER by OKORO, FRANCIS [PNT] | 25-30 | V 5 | |
| 16:34 | | | | TURNOVER (LOSTBALL) by DICKERSON, NOAH |
| 16:34 | STEAL by OKORO, FRANCIS | | | |
| 16:17 | | | | SUB OUT: DICKERSON, NOAH |
| 16:17 | | | | SUB IN: TIMMINS, SAM |
| 16:02 | MISSED JUMPER by WHITE, PAUL | | | |
| 15:59 | | | | REBOUND (DEF) by TIMMINS, SAM |
| 15:48 | | | | MISSED 3PTR by CARTER, NAHZIAH |
| 15:44 | REBOUND (DEF) by RICHARDSON, WILL | | | |
| 15:17 | TURNOVER (LOSTBALL) by KING, LOUIS | | | |
| 15:17 | | | | STEAL by THYBULLE, MATISSE |
| 14:54 | | 27-30 | V 3 | GOOD! JUMPER by NOWELL, JAYLEN [PNT] |
| 14:35 | GOOD! 3PTR by PRITCHARD, PAYTON | 27-33 | V 6 | |
| 14:35 | ASSIST by RICHARDSON, WILL | | | |
| 14:22 | | | | TURNOVER (BADPASS) by CRISP, DAVID |
| 14:22 | | | | |
| 14:22 | | | | SUB OUT: CARTER, NAHZIAH |
| 14:22 | | | | SUB IN: WRIGHT, HAMEIR |
| 14:22 | SUB OUT: KING, LOUIS | | | |
| 14:22 | SUB IN: BAILEY JR., VICTOR | | | |
| 13:57 | MISSED JUMPER by RICHARDSON, WILL | | | |
| 13:57 | | | | BLOCK by WRIGHT, HAMEIR |
| 13:52 | | | | REBOUND (DEF) by TIMMINS, SAM |
| 13:47 | | | | MISSED 3PTR by CRISP, DAVID |
| 13:43 | REBOUND (DEF) by BAILEY JR., VICTOR | | | |
| 13:19 | GOOD! JUMPER by OKORO, FRANCIS [PNT] | 27-35 | V 8 | |
| 13:00 | | | | MISSED 3PTR by NOWELL, JAYLEN |
| 12:54 | | | | REBOUND (OFF) by TEAM |
| 12:54 | | | | SUB OUT: CRISP, DAVID |
| 12:54 | | | | SUB IN: CARTER, NAHZIAH |
| 12:54 | | | | SUB OUT: TIMMINS, SAM |
| 12:54 | | | | SUB IN: DICKERSON, NOAH |
| 12:54 | SUB OUT: OKORO, FRANCIS | | | |
| 12:54 | SUB IN: WOOTEN, KENNY | | | |
| 12:43 | | | | TURNOVER (BADPASS) by NOWELL, JAYLEN |
| 12:43 | STEAL by PRITCHARD, PAYTON | | | |
| 12:38 | MISSED JUMPER by RICHARDSON, WILL | | | |
| 12:38 | | | | BLOCK by THYBULLE, MATISSE |
| 12:35 | REBOUND (OFF) by PRITCHARD, PAYTON | | | |
| 12:32 | MISSED 3PTR by WHITE, PAUL | | | |
| 12:28 | | | | REBOUND (DEF) by WRIGHT, HAMEIR |
| 12:23 | | 29-35 | V 6 | GOOD! LAYUP by NOWELL, JAYLEN [PNT] |
| 12:23 | FOUL (PERSONAL) by WHITE, PAUL | | | |
| 12:23 | | 30-35 | V 5 | GOOD! FT by NOWELL, JAYLEN [FB] |
| 12:06 | MISSED 3PTR by BAILEY JR., VICTOR | | | |

| Time | VISITORS: Oregon | Score | Margin | HOME: Washington |
|-------|---|-------|--------|--|
| 12:03 | | | | REBOUND (DEF) by DICKERSON, NOAH |
| 11:49 | FOUL (PERSONAL) by WOOTEN, KENNY | | | |
| 11:49 | | | | |
| 11:49 | SUB OUT: BAILEY JR., VICTOR | | | |
| 11:49 | SUB IN: KING, LOUIS | | | |
| 11:33 | FOUL (PERSONAL) by WHITE, PAUL | | | |
| 11:33 | | | | MISSED FT by DICKERSON, NOAH |
| 11:33 | | | | REBOUND (OFF) by TEAM |
| 11:33 | | 31-35 | V 4 | GOOD! FT by DICKERSON, NOAH |
| 11:22 | GOOD! DUNK by WOOTEN, KENNY | 31-37 | V 6 | |
| 11:22 | ASSIST by PRITCHARD, PAYTON | | | |
| 11:09 | | 33-37 | V 4 | GOOD! JUMPER by CARTER, NAHZIAH [PNT] |
| 11:09 | FOUL (PERSONAL) by WHITE, PAUL | | | |
| 11:09 | SUB OUT: WHITE, PAUL | | | |
| 11:09 | SUB IN: NORRIS, MILES | | | |
| 11:09 | | 34-37 | V 3 | GOOD! FT by CARTER, NAHZIAH |
| 11:09 | | | | SUB OUT: NOWELL, JAYLEN |
| 11:09 | | | | SUB IN: CRISP, DAVID |
| 10:39 | MISSED 3PTR by PRITCHARD, PAYTON | | | |
| 10:37 | REBOUND (OFF) by NORRIS, MILES | | | |
| 10:37 | GOOD! JUMPER by NORRIS, MILES [PNT] | 34-39 | V 5 | |
| 10:37 | | | | FOUL (PERSONAL) by CARTER, NAHZIAH |
| 10:37 | GOOD! FT by NORRIS, MILES | 34-40 | V 6 | |
| 10:09 | | | | MISSED JUMPER by CARTER, NAHZIAH |
| 10:07 | | | | REBOUND (OFF) by DICKERSON, NOAH |
| 10:06 | | | | MISSED LAYUP by DICKERSON, NOAH |
| 10:04 | REBOUND (DEF) by WOOTEN, KENNY | | | |
| 09:57 | MISSED 3PTR by RICHARDSON, WILL | | | |
| 09:53 | | | | REBOUND (DEF) by DICKERSON, NOAH |
| 09:35 | | | | MISSED 3PTR by CARTER, NAHZIAH |
| 09:31 | REBOUND (DEF) by NORRIS, MILES | | | |
| 09:18 | TURNOVER (BADPASS) by PRITCHARD, PAYTON | | | |
| 09:18 | | | | SUB OUT: CARTER, NAHZIAH |
| 09:18 | | | | SUB IN: NOWELL, JAYLEN |
| 09:18 | | | | SUB OUT: WRIGHT, HAMEIR |
| 09:18 | | | | SUB IN: GREEN, DOMINIC |
| 09:18 | SUB OUT: RICHARDSON, WILL | | | |
| 09:18 | SUB IN: AMIN, EHAB | | | |
| 09:10 | | | | TURNOVER (LOSTBALL) by GREEN, DOMINIC |
| 09:10 | STEAL by PRITCHARD, PAYTON | | | |
| 09:08 | GOOD! LAYUP by PRITCHARD, PAYTON [FB/PNT] | 34-42 | V 8 | |
| 09:08 | | | | FOUL (PERSONAL) by GREEN, DOMINIC |
| 09:08 | GOOD! FT by PRITCHARD, PAYTON [FB] | 34-43 | V 9 | |
| 08:43 | | | | MISSED 3PTR by CRISP, DAVID |
| 08:39 | | | | REBOUND (OFF) by DICKERSON, NOAH |
| 08:37 | | 36-43 | V 7 | GOOD! DUNK by DICKERSON, NOAH |
| 08:37 | FOUL (PERSONAL) by PRITCHARD, PAYTON | | | |
| 08:37 | | 37-43 | V 6 | GOOD! FT by DICKERSON, NOAH |
| 08:07 | MISSED 3PTR by AMIN, EHAB | | | |
| 08:00 | | | | REBOUND (DEF) by THYBULLE, MATISSE |
| 07:52 | | 39-43 | V 4 | GOOD! LAYUP by NOWELL, JAYLEN [FB/PNT] |
| 07:52 | FOUL (PERSONAL) by NORRIS, MILES | | | |
| 07:52 | | | | |
| 07:52 | SUB OUT: AMIN, EHAB | | | |
| 07:52 | SUB IN: BAILEY JR., VICTOR | | | |
| 07:52 | | 40-43 | V 3 | GOOD! FT by NOWELL, JAYLEN [FB] |
| 07:30 | GOOD! 3PTR by PRITCHARD, PAYTON | 40-46 | V 6 | |
| 07:30 | ASSIST by BAILEY JR., VICTOR | | | |
| 07:00 | | | | MISSED JUMPER by DICKERSON, NOAH |
| 06:58 | REBOUND (DEF) by KING, LOUIS | | | |
| 06:30 | MISSED 3PTR by KING, LOUIS | | | |
| 06:25 | | | | REBOUND (DEF) by NOWELL, JAYLEN |
| 06:11 | | | | MISSED 3PTR by GREEN, DOMINIC |
| 06:09 | | | | REBOUND (OFF) by TEAM |
| 06:09 | FOUL (PERSONAL) by PRITCHARD, PAYTON | | | |
| 06:09 | SUB OUT: NORRIS, MILES | | | |
| 06:09 | SUB IN: WHITE, PAUL | | | |
| 06:09 | SUB OUT: WOOTEN, KENNY | | | |
| 06:09 | SUB IN: OKORO, FRANCIS | | | |
| 06:09 | | | | MISSED FT by DICKERSON, NOAH |
| 06:09 | | | | REBOUND (OFF) by DICKERSON, NOAH |
| 06:09 | FOUL (PERSONAL) by WHITE, PAUL | | | |
| 06:09 | SUB OUT: WHITE, PAUL | | | |
| 06:09 | SUB IN: NORRIS, MILES | | | |
| 06:09 | | | | MISSED FT by DICKERSON, NOAH |
| 06:08 | REBOUND (DEF) by OKORO, FRANCIS | | | |
| 05:42 | | | | FOUL (PERSONAL) by NOWELL, JAYLEN |
| 05:23 | MISSED JUMPER by OKORO, FRANCIS | | | |
| 05:11 | REBOUND (OFF) by OKORO, FRANCIS | | | |
| 05:11 | GOOD! LAYUP by KING, LOUIS | 40-48 | V 8 | |

| Time | VISITORS: Oregon | Score | Margin | HOME: Washington |
|-------|-----------------------------------|-------|--------|--------------------------------------|
| 04:53 | | 42-48 | V 6 | GOOD! LAYUP by NOWELL, JAYLEN [PNT] |
| 04:52 | | | | TIMEOUT 30SEC |
| 04:36 | TURNOVER (BADPASS) by KING, LOUIS | | | |
| 04:36 | | | | STEAL by DICKERSON, NOAH |
| 04:26 | | | | MISSED 3PTR by THYBULLE, MATISSE |
| 04:22 | REBOUND (DEF) by OKORO, FRANCIS | | | |
| 04:19 | TIMEOUT 30SEC | | | |
| 04:04 | MISSED 3PTR by NORRIS, MILES | | | |
| 04:00 | | | | REBOUND (DEF) by TEAM |
| 04:00 | SUB OUT: NORRIS, MILES | | | |
| 04:00 | SUB IN: WOOTEN, KENNY | | | |
| 03:42 | | 44-48 | V 4 | GOOD! LAYUP by CRISP, DAVID [PNT] |
| 03:17 | MISSED JUMPER by KING, LOUIS | | | |
| 03:14 | REBOUND (OFF) by KING, LOUIS | | | |
| 03:07 | | | | FOUL (PERSONAL) by DICKERSON, NOAH |
| 03:07 | GOOD! FT by PRITCHARD, PAYTON | 44-49 | V 5 | |
| 03:07 | SUB OUT: BAILEY JR., VICTOR | | | |
| 03:07 | SUB IN: AMIN, EHAB | | | |
| 03:07 | GOOD! FT by PRITCHARD, PAYTON | 44-50 | V 6 | |
| 02:40 | | | | TURNOVER (BADPASS) by NOWELL, JAYLEN |
| 02:40 | STEAL by PRITCHARD, PAYTON | | | |
| 02:10 | GOOD! 3PTR by KING, LOUIS | 44-53 | V 9 | |
| 01:49 | | | | MISSED 3PTR by NOWELL, JAYLEN |
| 01:47 | REBOUND (DEF) by KING, LOUIS | | | |
| 01:29 | MISSED DUNK by WOOTEN, KENNY | | | |
| 01:27 | | | | REBOUND (DEF) by DICKERSON, NOAH |
| 01:20 | | | | MISSED 3PTR by GREEN, DOMINIC |
| 01:16 | REBOUND (DEF) by OKORO, FRANCIS | | | |
| 01:07 | | | | FOUL (PERSONAL) by THYBULLE, MATISSE |
| 01:07 | MISSED FT by PRITCHARD, PAYTON | | | |
| 01:07 | | | | REBOUND (DEF) by DICKERSON, NOAH |
| 01:03 | | | | TURNOVER (LOSTBALL) by CRISP, DAVID |
| 00:56 | | | | FOUL (PERSONAL) by CRISP, DAVID |
| 00:56 | MISSED FT by PRITCHARD, PAYTON | | | |
| 00:55 | | | | REBOUND (DEF) by DICKERSON, NOAH |
| 00:50 | | | | MISSED 3PTR by THYBULLE, MATISSE |
| 00:47 | REBOUND (DEF) by KING, LOUIS | | | |
| 00:31 | | | | FOUL (PERSONAL) by THYBULLE, MATISSE |
| 00:31 | GOOD! FT by KING, LOUIS | 44-54 | V 10 | |
| 00:31 | | | | SUB OUT: CRISP, DAVID |
| 00:31 | | | | SUB IN: HARDY, ELIJAH |
| 00:31 | | | | SUB OUT: THYBULLE, MATISSE |
| 00:31 | | | | SUB IN: CARTER, NAHZIAH |
| 00:31 | | | | SUB OUT: DICKERSON, NOAH |
| 00:31 | | | | SUB IN: WRIGHT, HAMEIR |
| 00:31 | | | | SUB OUT: GREEN, DOMINIC |
| 00:31 | | | | SUB IN: TIMMINS, SAM |
| 00:31 | GOOD! FT by KING, LOUIS | 44-55 | V 11 | |
| 00:16 | | 47-55 | V 8 | GOOD! 3PTR by HARDY, ELIJAH |

Oregon 55, Washington 47

| Points from (This Period) | ORE | UWM |
|---------------------------|-----|-----|
| In the Paint | 12 | 20 |
| Off Turns | 6 | 6 |
| 2nd Chance | 7 | 3 |
| Fast Break | 3 | 6 |
| Bench | 3 | 6 |

**Official Scoring/Possession Reference Chart
Oregon vs Washington
Period 1**

March 10, 2019 at Alaska Airlines Arena (Alaska Airlines Arena) - Seattle, WA



Period 1

Starters:

Oregon: 2 KING, LOUIS; 3 PRITCHARD, PAYTON; 13 WHITE, PAUL; 14 WOOTEN, KENNY; 33 OKORO, FRANCIS;

Washington: 15 DICKERSON, NOAH; 22 GREEN, DOMINIC; 1 CRISP, DAVID; 4 THYBULLE, MATISSE; 5 NOWELL, JAYLEN;

| Time | VISITORS: Oregon | Score | Margin | HOME: Washington |
|-------|--|-------|--------|---|
| 19:26 | | 3-0 | H 3 | GOOD! 3PTR by THYBULLE, MATISSE |
| 19:11 | GOOD! DUNK by WOOTEN, KENNY | 3-2 | H 1 | |
| 18:25 | GOOD! JUMPER by OKORO, FRANCIS [PNT] | 3-4 | V 1 | |
| 16:57 | GOOD! DUNK by WOOTEN, KENNY | 3-6 | V 3 | |
| 14:42 | GOOD! JUMPER by WHITE, PAUL [PNT] | 3-8 | V 5 | |
| 14:26 | | 6-8 | V 2 | GOOD! 3PTR by THYBULLE, MATISSE |
| 13:07 | GOOD! LAYUP by WHITE, PAUL [PNT] | 6-10 | V 4 | |
| 12:18 | GOOD! LAYUP by PRITCHARD, PAYTON [PNT] | 6-12 | V 6 | |
| 11:40 | GOOD! LAYUP by NORRIS, MILES [PNT] | 6-14 | V 8 | |
| 09:55 | GOOD! JUMPER by WHITE, PAUL [PNT] | 6-16 | V 10 | |
| 09:04 | GOOD! JUMPER by WHITE, PAUL | 6-18 | V 12 | |
| 07:49 | | 8-18 | V 10 | GOOD! JUMPER by NOWELL, JAYLEN [FB/PNT] |
| 07:10 | GOOD! LAYUP by RICHARDSON, WILL [FB/PNT] | 8-20 | V 12 | |
| 06:22 | GOOD! FT by WHITE, PAUL | 8-21 | V 13 | |
| 05:49 | GOOD! 3PTR by PRITCHARD, PAYTON | 8-24 | V 16 | |
| 02:47 | | 9-24 | V 15 | GOOD! FT by CRISP, DAVID |
| 02:47 | | 10-24 | V 14 | GOOD! FT by CRISP, DAVID |
| 02:12 | | 11-24 | V 13 | GOOD! FT by DICKERSON, NOAH |
| 02:12 | | 12-24 | V 12 | GOOD! FT by DICKERSON, NOAH |
| 01:57 | GOOD! LAYUP by OKORO, FRANCIS [PNT] | 12-26 | V 14 | |
| 01:42 | | 14-26 | V 12 | GOOD! LAYUP by DICKERSON, NOAH [PNT] |
| 01:08 | | 16-26 | V 10 | GOOD! LAYUP by NOWELL, JAYLEN [FB/PNT] |
| 00:43 | GOOD! FT by WHITE, PAUL | 16-27 | V 11 | |
| 00:42 | | 17-27 | V 10 | GOOD! FT by DICKERSON, NOAH |
| 00:42 | | 18-27 | V 9 | GOOD! FT by DICKERSON, NOAH |

Oregon 27, Washington 18

Official Scoring/Possession Reference Chart
Oregon vs Washington
Period 2

March 10, 2019 at Alaska Airlines Arena (Alaska Airlines Arena) - Seattle, WA



Period 2

Starters:

Oregon: 2 KING, LOUIS; 3 PRITCHARD, PAYTON; 13 WHITE, PAUL; 14 WOOTEN, KENNY; 33 OKORO, FRANCIS;

Washington: 15 DICKERSON, NOAH; 22 GREEN, DOMINIC; 1 CRISP, DAVID; 4 THYBULLE, MATISSE; 5 NOWELL, JAYLEN;

| Time | VISITORS: Oregon | Score | Margin | HOME: Washington |
|-------|---|-------|--------|--|
| 18:28 | | 20-27 | V 7 | GOOD! LAYUP by DICKERSON, NOAH [PNT] |
| 18:02 | | 22-27 | V 5 | GOOD! DUNK by DICKERSON, NOAH [FB] |
| 17:37 | GOOD! FT by OKORO, FRANCIS | 22-28 | V 6 | |
| 17:12 | | 24-28 | V 4 | GOOD! JUMPER by NOWELL, JAYLEN [PNT] |
| 17:12 | | 25-28 | V 3 | GOOD! FT by NOWELL, JAYLEN |
| 16:58 | GOOD! JUMPER by OKORO, FRANCIS [PNT] | 25-30 | V 5 | |
| 14:54 | | 27-30 | V 3 | GOOD! JUMPER by NOWELL, JAYLEN [PNT] |
| 14:35 | GOOD! 3PTR by PRITCHARD, PAYTON | 27-33 | V 6 | |
| 13:19 | GOOD! JUMPER by OKORO, FRANCIS [PNT] | 27-35 | V 8 | |
| 12:23 | | 29-35 | V 6 | GOOD! LAYUP by NOWELL, JAYLEN [PNT] |
| 12:23 | | 30-35 | V 5 | GOOD! FT by NOWELL, JAYLEN [FB] |
| 11:33 | | 31-35 | V 4 | GOOD! FT by DICKERSON, NOAH |
| 11:22 | GOOD! DUNK by WOOTEN, KENNY | 31-37 | V 6 | |
| 11:09 | | 33-37 | V 4 | GOOD! JUMPER by CARTER, NAHZIAH [PNT] |
| 11:09 | | 34-37 | V 3 | GOOD! FT by CARTER, NAHZIAH |
| 10:37 | GOOD! JUMPER by NORRIS, MILES [PNT] | 34-39 | V 5 | |
| 10:37 | GOOD! FT by NORRIS, MILES | 34-40 | V 6 | |
| 09:08 | GOOD! LAYUP by PRITCHARD, PAYTON [FB/PNT] | 34-42 | V 8 | |
| 09:08 | GOOD! FT by PRITCHARD, PAYTON [FB] | 34-43 | V 9 | |
| 08:37 | | 36-43 | V 7 | GOOD! DUNK by DICKERSON, NOAH |
| 08:37 | | 37-43 | V 6 | GOOD! FT by DICKERSON, NOAH |
| 07:52 | | 39-43 | V 4 | GOOD! LAYUP by NOWELL, JAYLEN [FB/PNT] |
| 07:52 | | 40-43 | V 3 | GOOD! FT by NOWELL, JAYLEN [FB] |
| 07:30 | GOOD! 3PTR by PRITCHARD, PAYTON | 40-46 | V 6 | |
| 05:11 | GOOD! LAYUP by KING, LOUIS | 40-48 | V 8 | |
| 04:53 | | 42-48 | V 6 | GOOD! LAYUP by NOWELL, JAYLEN [PNT] |
| 03:42 | | 44-48 | V 4 | GOOD! LAYUP by CRISP, DAVID [PNT] |
| 03:07 | GOOD! FT by PRITCHARD, PAYTON | 44-49 | V 5 | |
| 03:07 | GOOD! FT by PRITCHARD, PAYTON | 44-50 | V 6 | |
| 02:10 | GOOD! 3PTR by KING, LOUIS | 44-53 | V 9 | |
| 00:31 | GOOD! FT by KING, LOUIS | 44-54 | V 10 | |
| 00:31 | GOOD! FT by KING, LOUIS | 44-55 | V 11 | |
| 00:16 | | 47-55 | V 8 | GOOD! 3PTR by HARDY, ELIJAH |

Oregon 55, Washington 47

**Official Substitutions Log
Oregon vs Washington
Period 1**

March 10, 2019 at Alaska Airlines Arena (Alaska Airlines Arena) - Seattle, WA



| VISITORS: Oregon | Time | Score | HOME: Washington |
|--------------------------------|-------|-------|----------------------------|
| 2 KING, LOUIS | | | 15 DICKERSON, NOAH |
| 3 PRITCHARD, PAYTON | | | 22 GREEN, DOMINIC |
| 13 WHITE, PAUL | | | 1 CRISP, DAVID |
| 14 WOOTEN, KENNY | | | 4 THYBULLE, MATISSE |
| 33 OKORO, FRANCIS | | | 5 NOWELL, JAYLEN |
| SUB OUT: 33 OKORO, FRANCIS | 16:34 | 6-3 | |
| SUB IN: 0 RICHARDSON, WILL | 16:34 | | |
| | 14:08 | 8-6 | SUB OUT: CRISP, DAVID |
| | 14:08 | | SUB IN: CARTER, NAHZIAH |
| | 14:08 | | SUB OUT: GREEN, DOMINIC |
| | 14:08 | | SUB IN: WRIGHT, HAMEIR |
| | 13:35 | 8-6 | SUB OUT: DICKERSON, NOAH |
| | 13:35 | | SUB IN: TIMMINS, SAM |
| | 13:02 | 10-6 | SUB OUT: NOWELL, JAYLEN |
| | 13:02 | | SUB IN: CRISP, DAVID |
| SUB OUT: 14 WOOTEN, KENNY | 13:02 | | |
| SUB IN: 33 OKORO, FRANCIS | 13:02 | | |
| SUB OUT: 2 KING, LOUIS | 12:52 | 10-6 | |
| SUB IN: 4 AMIN, EHAB | 12:52 | | |
| SUB OUT: 13 WHITE, PAUL | 12:52 | | |
| SUB IN: 5 NORRIS, MILES | 12:52 | | |
| | 12:05 | 12-6 | SUB OUT: WRIGHT, HAMEIR |
| | 12:05 | | SUB IN: NOWELL, JAYLEN |
| | 11:09 | 14-6 | SUB OUT: THYBULLE, MATISSE |
| | 11:09 | | SUB IN: BEY, JAMAL |
| | 11:09 | | SUB OUT: TIMMINS, SAM |
| | 11:09 | | SUB IN: DICKERSON, NOAH |
| SUB OUT: 3 PRITCHARD, PAYTON | 10:20 | 14-6 | |
| SUB IN: 2 KING, LOUIS | 10:20 | | |
| SUB OUT: 4 AMIN, EHAB | 10:20 | | |
| SUB IN: 10 BAILEY JR., VICTOR | 10:20 | | |
| SUB OUT: 5 NORRIS, MILES | 10:20 | | |
| SUB IN: 14 WOOTEN, KENNY | 10:20 | | |
| SUB OUT: 33 OKORO, FRANCIS | 10:20 | | |
| SUB IN: 13 WHITE, PAUL | 10:20 | | |
| | 09:26 | 16-6 | SUB OUT: BEY, JAMAL |
| | 09:26 | | SUB IN: THYBULLE, MATISSE |
| | 09:26 | | SUB OUT: CARTER, NAHZIAH |
| | 09:26 | | SUB IN: GREEN, DOMINIC |
| SUB OUT: 14 WOOTEN, KENNY | 08:11 | 18-6 | |
| SUB IN: 3 PRITCHARD, PAYTON | 08:11 | | |
| | 06:36 | 20-8 | SUB OUT: DICKERSON, NOAH |
| | 06:36 | | SUB IN: WRIGHT, HAMEIR |
| SUB OUT: 0 RICHARDSON, WILL | 06:36 | | |
| SUB IN: 4 AMIN, EHAB | 06:36 | | |
| | 06:22 | 21-8 | SUB OUT: WRIGHT, HAMEIR |
| | 06:22 | | SUB IN: TIMMINS, SAM |
| SUB OUT: 13 WHITE, PAUL | 06:20 | 21-8 | |
| SUB IN: 33 OKORO, FRANCIS | 06:20 | | |
| | 04:58 | 24-8 | SUB OUT: TIMMINS, SAM |
| | 04:58 | | SUB IN: DICKERSON, NOAH |
| SUB OUT: 10 BAILEY JR., VICTOR | 04:36 | 24-8 | |
| SUB IN: 0 RICHARDSON, WILL | 04:36 | | |
| SUB OUT: 4 AMIN, EHAB | 03:45 | 24-8 | |
| SUB IN: 13 WHITE, PAUL | 03:45 | | |
| SUB OUT: 3 PRITCHARD, PAYTON | 02:47 | 24-9 | |
| SUB IN: 10 BAILEY JR., VICTOR | 02:47 | | |
| SUB OUT: 0 RICHARDSON, WILL | 02:12 | 24-10 | |
| SUB IN: 3 PRITCHARD, PAYTON | 02:12 | | |
| | 02:12 | | SUB OUT: DICKERSON, NOAH |
| | 02:12 | | SUB IN: TIMMINS, SAM |
| | 01:57 | 26-12 | SUB OUT: TIMMINS, SAM |
| | 01:57 | | SUB IN: DICKERSON, NOAH |
| SUB OUT: 3 PRITCHARD, PAYTON | 01:46 | 26-12 | |
| SUB IN: 0 RICHARDSON, WILL | 01:46 | | |
| | 01:41 | 26-14 | SUB OUT: DICKERSON, NOAH |
| | 01:41 | | SUB IN: TIMMINS, SAM |
| SUB OUT: 33 OKORO, FRANCIS | 01:41 | | |
| SUB IN: 5 NORRIS, MILES | 01:41 | | |
| | 01:41 | | SUB OUT: GREEN, DOMINIC |
| | 01:41 | | SUB IN: CARTER, NAHZIAH |
| SUB OUT: 0 RICHARDSON, WILL | 01:41 | | |
| SUB IN: 3 PRITCHARD, PAYTON | 01:41 | | |
| | 00:43 | 26-16 | SUB OUT: TIMMINS, SAM |
| | 00:43 | | SUB IN: DICKERSON, NOAH |

| VISITORS: Oregon | Time | Score | HOME: Washington |
|-----------------------------|-------|-------|-------------------------|
| SUB OUT: 3 PRITCHARD,PAYTON | 00:43 | | |
| SUB IN: 4 AMIN,EHAB | 00:43 | | |
| SUB OUT: 4 AMIN,EHAB | 00:42 | 27-17 | |
| SUB IN: 3 PRITCHARD,PAYTON | 00:42 | | |
| | 00:42 | | SUB OUT: DICKERSON,NOAH |
| | 00:42 | | SUB IN: TIMMINS,SAM |
| SUB OUT: 3 PRITCHARD,PAYTON | 00:39 | 27-18 | |
| SUB IN: 4 AMIN,EHAB | 00:39 | | |
| | 00:39 | | SUB OUT: TIMMINS,SAM |
| | 00:39 | | SUB IN: DICKERSON,NOAH |
| | 00:12 | 27-18 | SUB OUT: DICKERSON,NOAH |
| | 00:12 | | SUB IN: TIMMINS,SAM |
| SUB OUT: 4 AMIN,EHAB | 00:12 | | |
| SUB IN: 3 PRITCHARD,PAYTON | 00:12 | | |
| | 00:01 | 27-18 | SUB OUT: CARTER,NAHZIAH |
| | 00:01 | | SUB IN: DICKERSON,NOAH |
| SUB OUT: 3 PRITCHARD,PAYTON | 00:01 | | |
| SUB IN: 4 AMIN,EHAB | 00:01 | | |

Oregon 27, Washington 18

**Official Substitutions Log
Oregon vs Washington
Period 2**

March 10, 2019 at Alaska Airlines Arena (Alaska Airlines Arena) - Seattle, WA



| VISITORS: Oregon | Time | Score | HOME: Washington |
|--------------------------------|-------|-------|----------------------------|
| 2 KING, LOUIS | | | 15 DICKERSON, NOAH |
| 3 PRITCHARD, PAYTON | | | 22 GREEN, DOMINIC |
| 13 WHITE, PAUL | | | 1 CRISP, DAVID |
| 14 WOOTEN, KENNY | | | 4 THYBULLE, MATISSE |
| 33 OKORO, FRANCIS | | | 5 NOWELL, JAYLEN |
| SUB OUT: 14 WOOTEN, KENNY | 18:28 | 27-20 | |
| SUB IN: 0 RICHARDSON, WILL | 18:28 | | |
| | 17:37 | 27-22 | SUB OUT: GREEN, DOMINIC |
| | 17:37 | | SUB IN: CARTER, NAHZIAH |
| | 16:17 | 30-25 | SUB OUT: DICKERSON, NOAH |
| | 16:17 | | SUB IN: TIMMINS, SAM |
| | 14:22 | 33-27 | SUB OUT: CARTER, NAHZIAH |
| | 14:22 | | SUB IN: WRIGHT, HAMEIR |
| SUB OUT: 2 KING, LOUIS | 14:22 | | |
| SUB IN: 10 BAILEY JR., VICTOR | 14:22 | | |
| | 12:54 | 35-27 | SUB OUT: CRISP, DAVID |
| | 12:54 | | SUB IN: CARTER, NAHZIAH |
| | 12:54 | | SUB OUT: TIMMINS, SAM |
| | 12:54 | | SUB IN: DICKERSON, NOAH |
| SUB OUT: 33 OKORO, FRANCIS | 12:54 | | |
| SUB IN: 14 WOOTEN, KENNY | 12:54 | | |
| SUB OUT: 10 BAILEY JR., VICTOR | 11:49 | 35-30 | |
| SUB IN: 2 KING, LOUIS | 11:49 | | |
| SUB OUT: 13 WHITE, PAUL | 11:09 | 37-33 | |
| SUB IN: 5 NORRIS, MILES | 11:09 | | |
| | 11:09 | | SUB OUT: NOWELL, JAYLEN |
| | 11:09 | | SUB IN: CRISP, DAVID |
| | 09:18 | 40-34 | SUB OUT: CARTER, NAHZIAH |
| | 09:18 | | SUB IN: NOWELL, JAYLEN |
| | 09:18 | | SUB OUT: WRIGHT, HAMEIR |
| | 09:18 | | SUB IN: GREEN, DOMINIC |
| SUB OUT: 0 RICHARDSON, WILL | 09:18 | | |
| SUB IN: 4 AMIN, EHAB | 09:18 | | |
| SUB OUT: 4 AMIN, EHAB | 07:52 | 43-39 | |
| SUB IN: 10 BAILEY JR., VICTOR | 07:52 | | |
| SUB OUT: 5 NORRIS, MILES | 06:09 | 46-40 | |
| SUB IN: 13 WHITE, PAUL | 06:09 | | |
| SUB OUT: 14 WOOTEN, KENNY | 06:09 | | |
| SUB IN: 33 OKORO, FRANCIS | 06:09 | | |
| SUB OUT: 13 WHITE, PAUL | 06:09 | | |
| SUB IN: 5 NORRIS, MILES | 06:09 | | |
| SUB OUT: 5 NORRIS, MILES | 04:00 | 48-42 | |
| SUB IN: 14 WOOTEN, KENNY | 04:00 | | |
| SUB OUT: 10 BAILEY JR., VICTOR | 03:07 | 49-44 | |
| SUB IN: 4 AMIN, EHAB | 03:07 | | |
| | 00:31 | 54-44 | SUB OUT: CRISP, DAVID |
| | 00:31 | | SUB IN: HARDY, ELIJAH |
| | 00:31 | | SUB OUT: THYBULLE, MATISSE |
| | 00:31 | | SUB IN: CARTER, NAHZIAH |
| | 00:31 | | SUB OUT: DICKERSON, NOAH |
| | 00:31 | | SUB IN: WRIGHT, HAMEIR |
| | 00:31 | | SUB OUT: GREEN, DOMINIC |
| | 00:31 | | SUB IN: TIMMINS, SAM |

Oregon 55, Washington 47

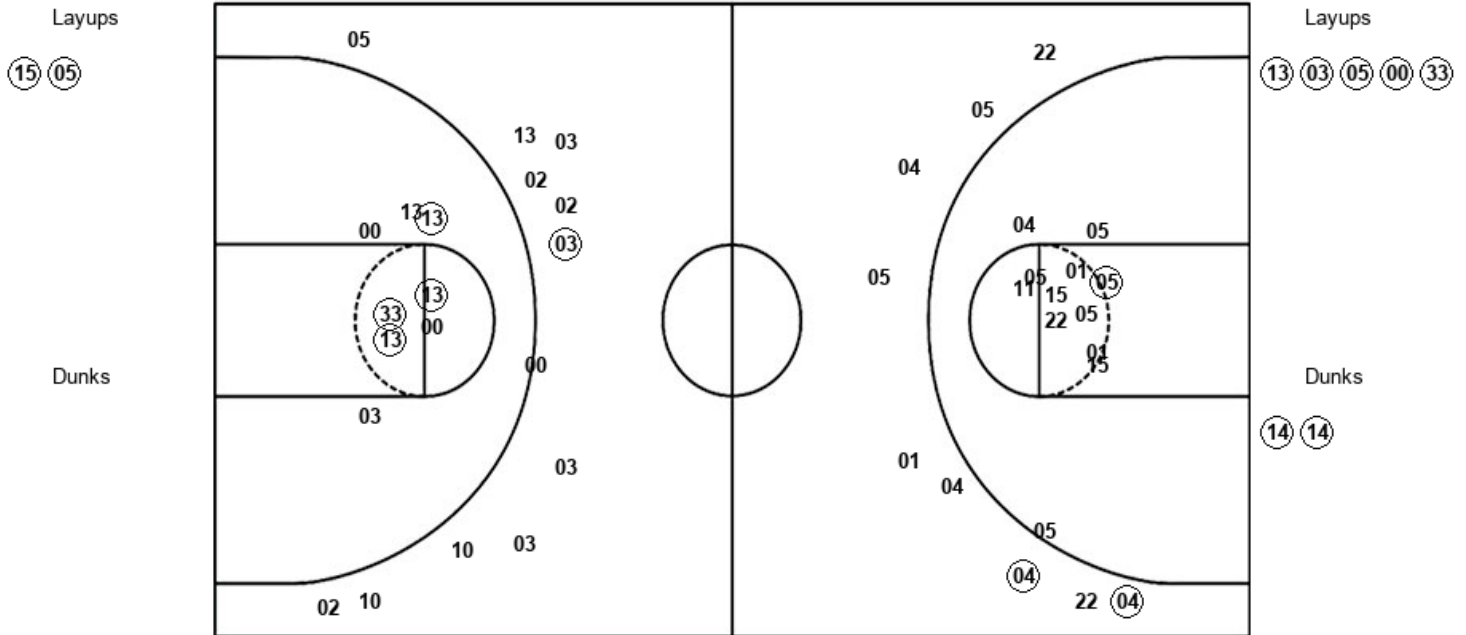
Official Shot Chart
Oregon vs Washington
PERIOD 1 Shots

March 10, 2019 at Alaska Airlines Arena (Alaska Airlines Arena) - Seattle, WA



Washington

Oregon



| UWM : Period 1 | Made | Att | Pct |
|--------------------------|----------|-----------|-------------|
| Layups | 2 | 2 | 100.0 |
| Dunks | 0 | 0 | 0 |
| 2PT Field Goals | 3 | 14 | 21.4 |
| 3PT Field Goals | 2 | 9 | 22.2 |
| Total Field Goals | 5 | 23 | 21.7 |

| ORE : Period 1 | Made | Att | Pct |
|--------------------------|-----------|-----------|-------------|
| Layups | 5 | 5 | 100.0 |
| Dunks | 2 | 2 | 100.0 |
| 2PT Field Goals | 11 | 15 | 73.3 |
| 3PT Field Goals | 1 | 12 | 8.3 |
| Total Field Goals | 12 | 27 | 44.4 |

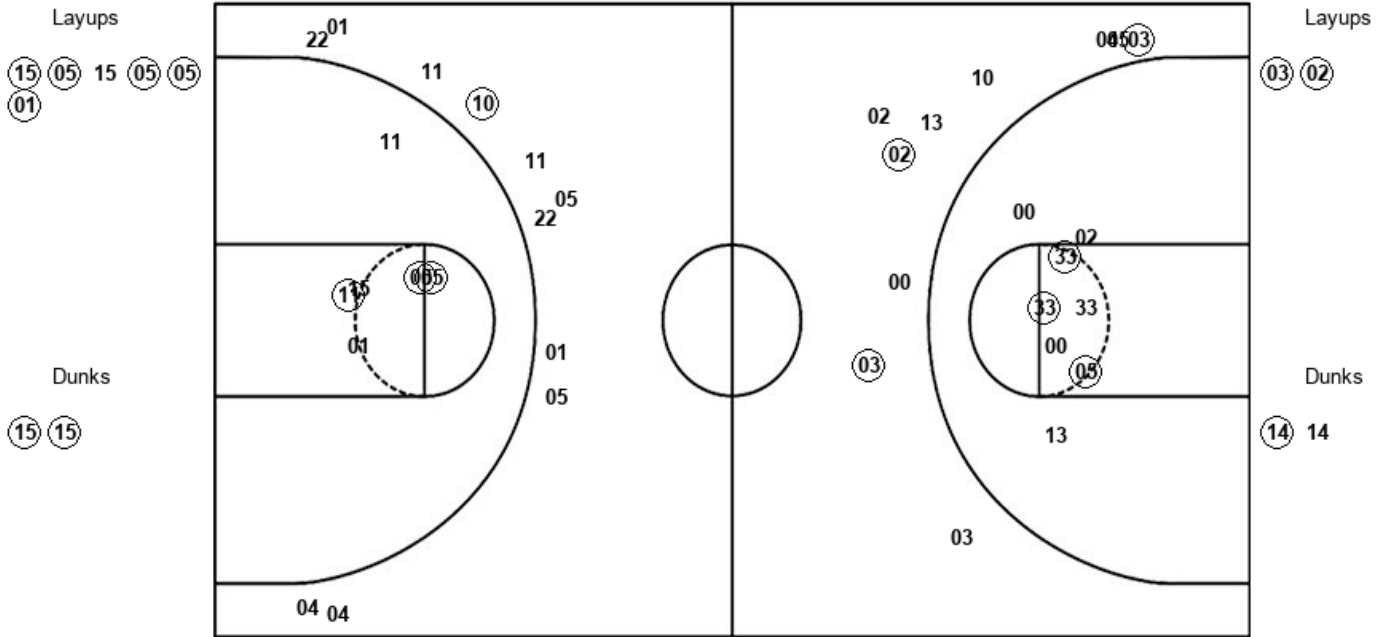
Official Shot Chart
Oregon vs Washington
PERIOD 2 Shots

March 10, 2019 at Alaska Airlines Arena (Alaska Airlines Arena) - Seattle, WA



Washington

Oregon



| UWM : Period 2 | Made | Att | Pct |
|--------------------------|-----------|-----------|-------------|
| Layups | 5 | 6 | 83.3 |
| Dunks | 2 | 2 | 100.0 |
| 2PT Field Goals | 10 | 14 | 71.4 |
| 3PT Field Goals | 1 | 11 | 09.1 |
| Total Field Goals | 11 | 25 | 44.0 |

| ORE : Period 2 | Made | Att | Pct |
|--------------------------|----------|-----------|-------------|
| Layups | 2 | 2 | 100.0 |
| Dunks | 1 | 2 | 50.0 |
| 2PT Field Goals | 6 | 12 | 50.0 |
| 3PT Field Goals | 3 | 10 | 30.0 |
| Total Field Goals | 9 | 22 | 40.9 |

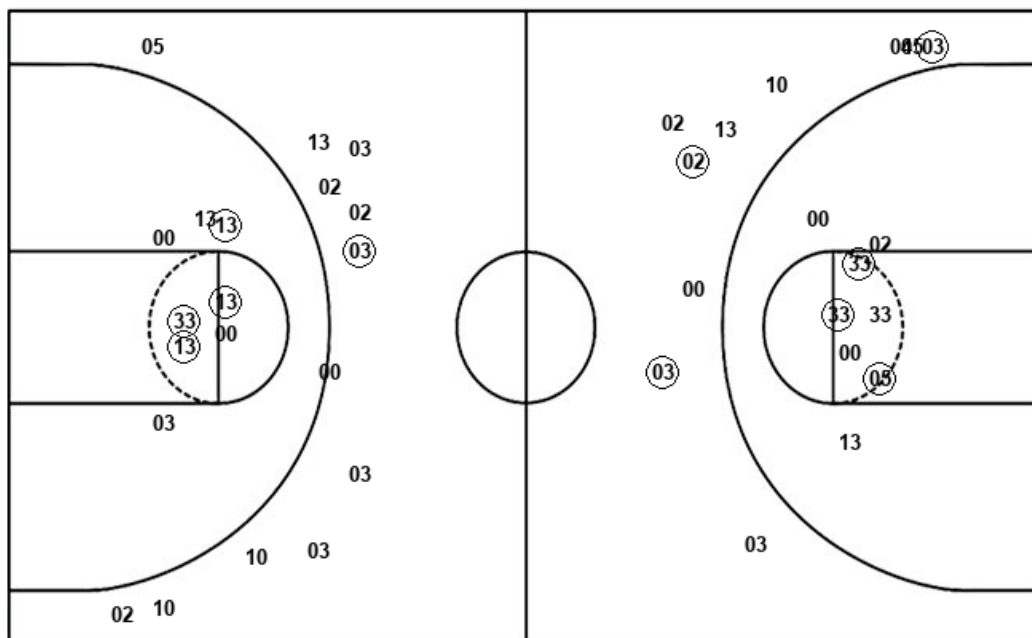
Official Shot Chart
Oregon vs Washington
Oregon Team Shots

March 10, 2019 at Alaska Airlines Arena (Alaska Airlines Arena) - Seattle, WA



Layups

Dunks



Layups

Dunks

| ORE : Period 1 | Made | Att | Pct |
|--------------------------|-----------|-----------|-------------|
| Layups | 5 | 5 | 100.0 |
| Dunks | 2 | 2 | 100.0 |
| 2PT Field Goals | 11 | 15 | 73.3 |
| 3PT Field Goals | 1 | 12 | 08.3 |
| Total Field Goals | 12 | 27 | 44.4 |

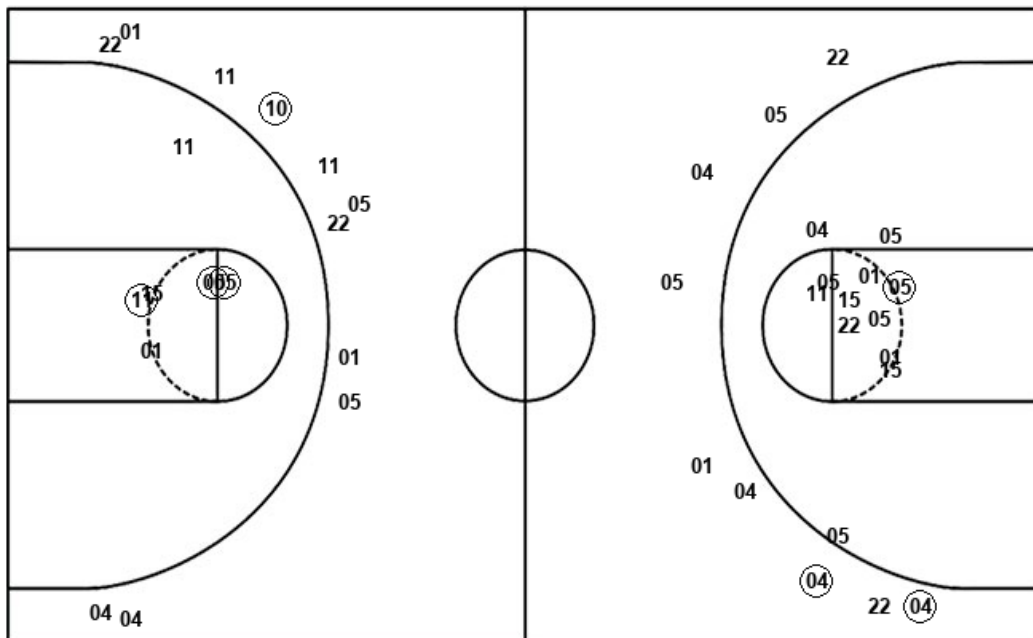
| ORE : Period 2 | Made | Att | Pct |
|--------------------------|----------|-----------|-------------|
| Layups | 2 | 2 | 100.0 |
| Dunks | 1 | 2 | 50.0 |
| 2PT Field Goals | 6 | 12 | 50.0 |
| 3PT Field Goals | 3 | 10 | 30.0 |
| Total Field Goals | 9 | 22 | 40.9 |

Official Shot Chart
Oregon vs Washington
 Washington Team Shots
 March 10, 2019 at Alaska Airlines Arena (Alaska Airlines Arena) - Seattle, WA



Layups


Dunks



| UWM : Period 1 | Made | Att | Pct |
|--------------------------|----------|-----------|-------------|
| Layups | 2 | 2 | 100.0 |
| Dunks | 0 | 0 | 0 |
| 2PT Field Goals | 3 | 14 | 21.4 |
| 3PT Field Goals | 2 | 9 | 22.2 |
| Total Field Goals | 5 | 23 | 21.7 |

Layups

Dunks



| UWM : Period 2 | Made | Att | Pct |
|--------------------------|-----------|-----------|-------------|
| Layups | 5 | 6 | 83.3 |
| Dunks | 2 | 2 | 100.0 |
| 2PT Field Goals | 10 | 14 | 71.4 |
| 3PT Field Goals | 1 | 11 | 09.1 |
| Total Field Goals | 11 | 25 | 44.0 |