

FINAL SCORE



Washington

71



Oregon

84

January 05, 2019 • Matthew Knight Arena - Eugene, Ore.

FINAL STATISTICS

Official Box Score
Washington vs Oregon
Game Totals -- Final Statistics
January 05, 2019 at Matthew Knight Arena - Eugene, Ore.



Washington 71

No.	Player	S	Pts	FG	3FG	FT	OR	DR	TR	PF	A	TO	Blk	Stl	Min	+/-
04	MELGOZA, AMBER		23	10-23	0-4	3-3	0	3	3	2	4	3	1	2	37	-7
24	MOSER, JENNA		6	3-5	0-0	0-0	0	1	1	1	1	3	0	0	27	-24
35	GRIGGSBY, ALEXIS		26	10-16	6-11	0-0	0	2	2	2	0	4	0	1	34	-6
44	PETERSON, MISSY		0	0-2	0-1	0-0	0	3	3	4	3	0	0	0	12	-1
53	REES, DARCY		8	4-6	0-1	0-0	3	1	4	3	3	2	1	0	24	-6
01	JOHNSON, HANNAH		0	0-2	0-0	0-0	1	6	7	1	2	1	0	1	16	-7
03	HENSON, MAI-LONI		3	1-2	1-1	0-0	0	3	3	1	1	1	0	0	14	-1
15	VAN DYKE, HALEY		3	1-2	1-1	0-0	0	2	2	0	0	0	0	0	7	9
20	ROOKS, KHAYLA		0	0-2	0-1	0-0	0	2	2	0	1	1	0	1	16	-13
25	WATKINS, T.T.		2	1-4	0-0	0-0	1	1	2	3	0	0	0	0	13	-9
TEAM								2	0	2	0	0				
TOTALS			71	30-64	8-20	3-3	7	24	31	17	15	15	2	5	199	

Shooting By Period

Period	FG	FG%	3FG	3FG%	FT	FT%
1st Qtr	6-16	38%	2-5	40%	0-0	0%
2nd Qtr	9-16	56%	5-6	83%	0-0	0%
3rd Qtr	6-16	38%	0-6	00%	2-2	100%
4th Qtr	9-16	56%	1-3	33%	1-1	100%
1st Half	15-32	47%	7-11	64%	0-0	0%
2nd Half	15-32	47%	1-9	11%	3-3	100%
Game	30-64	46.9%	8-20	40.0%	3-3	100.0%

Last FG: 4th-00:31
Biggest Run: 18-0
Largest lead: By 3 at 3-08:17
Technical Fouls: None.

Oregon 84

No.	Player	S	Pts	FG	3FG	FT	OR	DR	TR	PF	A	TO	Blk	Stl	Min	+/-
00	SABALLY, SATOU		19	7-15	2-7	3-5	6	6	12	2	1	2	2	4	37	15
05	CAZORLA, MAITE		6	2-8	2-7	0-0	0	3	3	0	6	1	0	0	37	23
20	IONESCU, SABRINA		20	7-20	2-10	4-4	1	3	4	2	10	3	0	0	38	14
21	BOLEY, ERIN		28	10-14	8-12	0-0	2	1	3	2	0	2	0	0	35	25
24	HEBARD, RUTHY		11	4-12	0-0	3-6	3	8	11	4	1	1	3	0	33	30
03	CHAVEZ, TAYLOR		0	0-2	0-1	0-0	0	0	0	0	2	1	1	0	9	-19
14	GIOMI, LYDIA		0	0-0	0-0	0-0	1	0	1	1	0	1	0	0	4	-10
32	GILDON, OTI		0	0-0	0-0	0-0	0	1	1	0	0	0	0	0	6	-13
TEAM								1	2	3	0	0				
TOTALS			84	30-71	14-37	10-15	14	24	38	11	20	11	6	4	199	

Shooting By Period

Period	FG	FG%	3FG	3FG%	FT	FT%
1st Qtr	9-22	41%	5-10	50%	0-1	00%
2nd Qtr	6-18	33%	2-10	20%	1-2	50%
3rd Qtr	8-16	50%	3-8	38%	1-2	50%
4th Qtr	7-15	47%	4-9	44%	8-10	80%
1st Half	15-40	38%	7-20	35%	1-3	33%
2nd Half	15-31	48%	7-17	41%	9-12	75%
Game	30-71	42.3%	14-37	37.8%	10-15	66.7%

Last FG: 4th-00:45
Biggest Run: 17-0
Largest lead: By 17 at 1-02:05
Technical Fouls: None.

Game Notes:

Officials: Lisa Jones, Brian Woods, Teresa Turner
 Attendance: 6013

Start Time: 2019-01-05 02:06:26
 End Time: 2019-01-05 03:55:21
 Game Duration: 108
 Conference Game:

Score	1st	2nd	3rd	4th	TOT
WSH	14	23	14	20	71
ORE	23	15	20	26	84

WSH led for 0:54. ORE led for 38:01.
 Game was tied for 0:58.
 Times tied: 2 Lead Changes: 4

Points from	WSH	ORE
In the Paint	34	20
Off Turns	9	24
2nd Chance	15	13
Fast Break	2	16
Bench	8	0

Official Box Score
Washington vs Oregon
First Half Statistics Only
January 05, 2019 at Matthew Knight Arena - Eugene, Ore.



Washington 37

No.	Player	S	Pts	FG	3FG	FT	OR	DR	TR	PF	A	TO	Blk	Stl	Min	+/-
01	JOHNSON, HANNAH		0	0-2	0-0	0-0	1	3	4	0	2	0	0	1	10	-7
03	HENSON, MAI-LONI		3	1-2	1-1	0-0	0	3	3	0	1	1	0	0	9	11
04	MELGOZA, AMBER		4	2-8	0-2	0-0	0	2	2	0	4	2	0	0	17	5
15	VAN DYKE, HALEY		3	1-2	1-1	0-0	0	2	2	0	0	0	0	0	4	9
20	ROOKS, KHAYLA		0	0-1	0-0	0-0	0	2	2	0	1	0	0	1	10	-6
24	MOSER, JENNA		2	1-2	0-0	0-0	0	0	0	1	0	1	0	0	13	-14
25	WATKINS, T.T.		2	1-2	0-0	0-0	0	1	1	1	0	0	0	0	6	-6
35	GRIGGSBY, ALEXIS		21	8-11	5-7	0-0	0	1	1	1	0	2	0	1	16	5
44	PETERSON, MISSY		0	0-1	0-0	0-0	0	1	1	2	0	0	0	0	5	-8
53	REES, DARCY		2	1-1	0-0	0-0	1	0	1	0	2	1	0	0	10	6
	TEAM		0	0-0	0-0	0-0	2	0	2	0	0	0	0	0	0	0
TOTALS			37	15-32	7-11	0-0	4	15	19	5	10	7	0	3	100	

Shooting By Period

Period	FG	FG%	3FG	3FG%	FT	FT%
1st Qtr	6-16	38%	2-5	40%	0-0	0%
2nd Qtr	9-16	56%	5-6	83%	0-0	0%
1st Half	15-32	47%	7-11	64%	0-0	0%
Game	30-64	46.9%	8-20	40.0%	3-3	100.0%

Last FG Half: WSH 2nd-00:27

Oregon 38

No.	Player	S	Pts	FG	3FG	FT	OR	DR	TR	PF	A	TO	Blk	Stl	Min	+/-
00	SABALLY, SATOU		6	3-7	0-3	0-1	5	1	6	0	0	1	2	2	17	3
03	CHAVEZ, TAYLOR		0	0-2	0-1	0-0	0	0	0	0	1	1	1	0	5	-12
05	CAZORLA, MAITE		0	0-3	0-2	0-0	0	1	1	0	3	1	0	0	18	11
14	GIOMI, LYDIA		0	0-0	0-0	0-0	0	0	0	0	0	0	0	0	1	-5
20	IONESCU, SABRINA		10	4-11	2-7	0-0	0	2	2	1	3	1	0	0	18	3
21	BOLEY, ERIN		19	7-9	5-7	0-0	1	0	1	1	0	0	0	0	19	6
24	HEBARD, RUTHY		3	1-8	0-0	1-2	3	5	8	1	1	1	2	0	18	11
32	GILDON, OTI		0	0-0	0-0	0-0	0	1	1	0	0	0	0	0	4	-12
	TEAM		0	0-0	0-0	0-0	1	1	2	0	0	0	0	0	0	0
TOTALS			38	15-40	7-20	1-3	10	11	21	3	8	5	5	2	100	

Shooting By Period

Period	FG	FG%	3FG	3FG%	FT	FT%
1st Qtr	9-22	41%	5-10	50%	0-1	00%
2nd Qtr	6-18	33%	2-10	20%	1-2	50%
1st Half	15-40	38%	7-20	35%	1-3	33%
Game	30-71	42.3%	14-37	37.8%	10-15	66.7%

Last FG Half: ORE 2nd-01:41

Game Notes:

Officials: Lisa Jones, Brian Woods, Teresa Turner
 Attendance: 6013

Start Time: 2019-01-05 02:06:26
 End Time: 2019-01-05 03:55:21
 Game Duration: 108
 Conference Game;

Score	1st	2nd	3rd	4th	TOT
WSH	14	23	14	20	71
ORE	23	15	20	26	84

Points from (This Period)	WSH	ORE
In the Paint	12	10
Off Turns	5	11
2nd Chance	8	12
Fast Break	0	7
Bench	8	0

Official Box Score
Washington vs Oregon
First Quarter Statistics Only
January 05, 2019 at Matthew Knight Arena - Eugene, Ore.



Washington 14

No.	Player	S	Pts	FG	3FG	FT	OR	DR	TR	PF	A	TO	Blk	Stl	Min	+/-
04	MELGOZA, AMBER		2	1-4	0-1	0-0	0	1	1	0	3	1	0	0	7	-3
24	MOSER, JENNA		0	0-1	0-0	0-0	0	0	0	1	0	1	0	0	8	-14
35	GRIGGSBY, ALEXIS		4	2-5	0-2	0-0	0	1	1	0	0	0	0	1	6	-3
44	PETERSON, MISSY		0	0-1	0-0	0-0	0	0	0	1	0	0	0	0	3	-8
53	REES, DARCY		0	0-0	0-0	0-0	0	0	0	0	0	0	0	0	5	-4
01	JOHNSON, HANNAH		0	0-0	0-0	0-0	0	0	0	0	2	0	0	1	5	-5
03	HENSON, MAI-LONI		3	1-1	1-1	0-0	0	2	2	0	0	1	0	0	5	1
15	VAN DYKE, HALEY		3	1-2	1-1	0-0	0	1	1	0	0	0	0	0	1	1
20	ROOKS, KHAYLA		0	0-0	0-0	0-0	0	2	2	0	0	0	0	1	6	-4
25	WATKINS, T.T.		2	1-2	0-0	0-0	0	0	0	1	0	0	0	0	4	-6
TEAM								1	0	1	0	0				
TOTALS			14	6-16	2-5	0-0	1	7	8	3	5	3	0	3	50	

Shooting By Period

Period	FG	FG%	3FG	3FG%	FT	FT%
1st Qtr	6-16	38%	2-5	40%	0-0	0%
2nd Qtr	9-16	56%	5-6	83%	0-0	0%
1st Half	6-16	38%	2-5	40%	0-0	0%
1st Half	15-32	47%	7-11	64%	0-0	0%
Game	30-64	46.9%	8-20	40.0%	3-3	100.0%

Oregon 23

No.	Player	S	Pts	FG	3FG	FT	OR	DR	TR	PF	A	TO	Blk	Stl	Min	+/-
00	SABALLY, SATOU		2	1-3	0-1	0-1	3	0	3	0	0	1	1	0	7	11
05	CAZORLA, MAITE		0	0-1	0-1	0-0	0	1	1	0	2	1	0	0	10	12
20	IONESCU, SABRINA		2	1-3	0-1	0-0	0	2	2	0	3	1	0	0	8	11
21	BOLEY, ERIN		19	7-8	5-6	0-0	1	0	1	1	0	0	0	0	10	12
24	HEBARD, RUTHY		0	0-5	0-0	0-0	1	3	4	0	0	0	0	0	10	12
03	CHAVEZ, TAYLOR		0	0-2	0-1	0-0	0	0	0	0	1	0	1	0	3	-5
14	GIOMI, LYDIA		0	0-0	0-0	0-0	0	0	0	0	0	0	0	0	0	-3
32	GILDON, OTI		0	0-0	0-0	0-0	0	1	1	0	0	0	0	0	2	-5
TEAM								1	0	1	0	0				
TOTALS			23	9-22	5-10	0-1	6	7	13	1	6	3	2	0	50	

Shooting By Period

Period	FG	FG%	3FG	3FG%	FT	FT%
1st Qtr	9-22	41%	5-10	50%	0-1	00%
2nd Qtr	6-18	33%	2-10	20%	1-2	50%
1st Half	9-22	41%	5-10	50%	0-1	00%
1st Half	15-40	38%	7-20	35%	1-3	33%
Game	30-71	42.3%	14-37	37.8%	10-15	66.7%

Game Notes:

Officials: Lisa Jones, Brian Woods, Teresa Turner
Attendance: 6013

Start Time: 2019-01-05 02:06:26
End Time: 2019-01-05 03:55:21
Game Duration: 108
Conference Game;

Score	1st	2nd	3rd	4th	TOT
WSH	14	23	14	20	71
ORE	23	15	20	26	84

Points from (This Period)	WSH	ORE
In the Paint	8	2
Off Turns	3	5
2nd Chance	3	4
Fast Break	0	5
Bench	8	0

Official Play-By-Play
Washington vs Oregon
First Quarter
January 05, 2019 at Matthew Knight Arena - Eugene, Ore.



Period 1

Starters:

Washington: 4 MELGOZA, AMBER; 24 MOSER, JENNA; 35 GRIGGSBY, ALEXIS; 44 PETERSON, MISSY; 53 REES, DARCY;

Oregon: 0 SABALLY, SATOU; 5 CAZORLA, MAITE; 20 IONESCU, SABRINA; 21 BOLEY, ERIN; 24 HEBARD, RUTHY;

Time	VISITORS: Washington	Score	Margin	HOME: Oregon
09:46		3-0	H 3	GOOD! 3PTR by BOLEY, ERIN
09:46				ASSIST by IONESCU, SABRINA
09:20	GOOD! LAYUP by GRIGGSBY, ALEXIS	3-2	H 1	
09:20	ASSIST by MELGOZA, AMBER			
09:06				MISSED 3PTR by CAZORLA, MAITE
09:02	REBOUND (DEF) by MELGOZA, AMBER			
09:02	TURNOVER (DRIBBLING) by MELGOZA, AMBER			
08:50		5-2	H 3	GOOD! JUMPER by IONESCU, SABRINA
08:50				ASSIST by CAZORLA, MAITE
08:14	MISSED JUMPER by PETERSON, MISSY			
08:14				REBOUND (DEF) by TEAM
07:58				MISSED JUMPER by HEBARD, RUTHY
07:55				REBOUND (OFF) by SABALLY, SATOU
07:55				MISSED LAYUP by SABALLY, SATOU
07:55				REBOUND (OFF) by SABALLY, SATOU
07:55		7-2	H 5	GOOD! LAYUP by SABALLY, SATOU
07:55	FOUL (PERSONAL) by PETERSON, MISSY			
07:55	SUB OUT: REES, DARCY			
07:55	SUB IN: JOHNSON, HANNAH			
07:55				MISSED FT by SABALLY, SATOU
07:50	REBOUND (DEF) by GRIGGSBY, ALEXIS			
07:45	MISSED 3PTR by GRIGGSBY, ALEXIS			
07:41				REBOUND (DEF) by IONESCU, SABRINA
07:38		10-2	H 8	GOOD! 3PTR by BOLEY, ERIN [FB]
07:38				ASSIST by IONESCU, SABRINA
07:21	MISSED 3PTR by GRIGGSBY, ALEXIS			
07:18				REBOUND (DEF) by CAZORLA, MAITE
07:06				MISSED 3PTR by BOLEY, ERIN
07:01				REBOUND (OFF) by SABALLY, SATOU
06:59	SUB OUT: PETERSON, MISSY			
06:59	SUB IN: HENSON, MAI-LONI			
06:47				MISSED LAYUP by HEBARD, RUTHY
06:43				REBOUND (OFF) by BOLEY, ERIN
06:41		12-2	H 10	GOOD! JUMPER by BOLEY, ERIN
06:27	GOOD! LAYUP by GRIGGSBY, ALEXIS	12-4	H 8	
06:27	ASSIST by MELGOZA, AMBER			
06:11				TURNOVER (BADPASS) by SABALLY, SATOU
06:11	STEAL by GRIGGSBY, ALEXIS			
05:58				FOUL (PERSONAL) by BOLEY, ERIN
05:58	SUB OUT: MELGOZA, AMBER			
05:58	SUB IN: WATKINS, T.T.			
05:58	SUB OUT: GRIGGSBY, ALEXIS			
05:58	SUB IN: ROOKS, KHAYLA			
05:41	FOUL (OFF) by MOSER, JENNA			
05:41	TURNOVER (OFFENSIVE) by MOSER, JENNA			
05:30		15-4	H 11	GOOD! 3PTR by BOLEY, ERIN
05:30				ASSIST by CAZORLA, MAITE
05:13	GOOD! LAYUP by WATKINS, T.T. [PNT]	15-6	H 9	
05:13	ASSIST by JOHNSON, HANNAH			
04:52		18-6	H 12	GOOD! 3PTR by BOLEY, ERIN
04:52				ASSIST by IONESCU, SABRINA
04:38	TURNOVER (BADPASS) by HENSON, MAI-LONI			
04:38				
04:38	SUB OUT: JOHNSON, HANNAH			
04:38	SUB IN: VAN DYKE, HALEY			
04:38	SUB OUT: HENSON, MAI-LONI			
04:38	SUB IN: REES, DARCY			
04:26				MISSED LAYUP by HEBARD, RUTHY
04:23				REBOUND (OFF) by HEBARD, RUTHY
04:23				MISSED LAYUP by HEBARD, RUTHY
04:23				REBOUND (OFF) by TEAM
04:17				MISSED 3PTR by SABALLY, SATOU
04:13	REBOUND (DEF) by VAN DYKE, HALEY			
04:07	MISSED JUMPER by VAN DYKE, HALEY			
04:02				REBOUND (DEF) by IONESCU, SABRINA
03:59		20-6	H 14	GOOD! JUMPER by BOLEY, ERIN [FB]
03:24	MISSED JUMPER by WATKINS, T.T.			
03:24				BLOCK by SABALLY, SATOU
03:24				REBOUND (DEF) by TEAM
03:24				SUB OUT: SABALLY, SATOU

Time	VISITORS: Washington	Score	Margin	HOME: Oregon
03:24				SUB IN: CHAVEZ, TAYLOR
03:24	SUB OUT: VAN DYKE, HALEY			
03:24	SUB IN: MELGOZA, AMBER			
03:04				MISSED JUMPER by IONESCU, SABRINA
03:01	REBOUND (DEF) by ROOKS, KHAYLA			
02:52	MISSED 3PTR by MELGOZA, AMBER			
02:48				REBOUND (DEF) by HEBARD, RUTHY
02:35				TURNOVER (LOSTBALL) by IONESCU, SABRINA
02:35	STEAL by ROOKS, KHAYLA			
02:22	MISSED JUMPER by MOSER, JENNA			
02:18				REBOUND (DEF) by HEBARD, RUTHY
02:13	FOUL (PERSONAL) by WATKINS, T.T.			
02:13				SUB OUT: IONESCU, SABRINA
02:13				SUB IN: GILDON, OTI
02:13	SUB OUT: WATKINS, T.T.			
02:13	SUB IN: JOHNSON, HANNAH			
02:13	SUB OUT: REES, DARCY			
02:13	SUB IN: HENSON, MAI-LONI			
02:13	SUB OUT: MOSER, JENNA			
02:13	SUB IN: GRIGGSBY, ALEXIS			
02:05		23-6	H 17	GOOD! 3PTR by BOLEY, ERIN
02:05				ASSIST by CHAVEZ, TAYLOR
01:53	GOOD! LAYUP by MELGOZA, AMBER	23-8	H 15	
01:36				MISSED JUMPER by CHAVEZ, TAYLOR
01:33	REBOUND (DEF) by ROOKS, KHAYLA			
01:25	MISSED JUMPER by MELGOZA, AMBER			
01:21				REBOUND (DEF) by HEBARD, RUTHY
01:10				TURNOVER (BADPASS) by CAZORLA, MAITE
01:10	STEAL by JOHNSON, HANNAH			
00:58	GOOD! 3PTR by HENSON, MAI-LONI	23-11	H 12	
00:58	ASSIST by JOHNSON, HANNAH			
00:37				MISSED LAYUP by HEBARD, RUTHY
00:33	REBOUND (DEF) by HENSON, MAI-LONI			
00:30	MISSED LAYUP by MELGOZA, AMBER			
00:27				REBOUND (DEF) by GILDON, OTI
00:22				MISSED 3PTR by CHAVEZ, TAYLOR
00:18	REBOUND (DEF) by HENSON, MAI-LONI			
00:14	MISSED LAYUP by GRIGGSBY, ALEXIS			
00:14				BLOCK by CHAVEZ, TAYLOR
00:14	REBOUND (OFF) by TEAM			
00:14				SUB OUT: CAZORLA, MAITE
00:14				SUB IN: SABALLY, SATOU
00:14				SUB OUT: BOLEY, ERIN
00:14				SUB IN: GIOMI, LYDIA
00:14				SUB OUT: HEBARD, RUTHY
00:14				SUB IN: IONESCU, SABRINA
00:14	SUB OUT: JOHNSON, HANNAH			
00:14	SUB IN: REES, DARCY			
00:14	SUB OUT: ROOKS, KHAYLA			
00:14	SUB IN: VAN DYKE, HALEY			
00:06	GOOD! 3PTR by VAN DYKE, HALEY	23-14	H 9	
00:06	ASSIST by MELGOZA, AMBER			
00:00				MISSED 3PTR by IONESCU, SABRINA
00:00				REBOUND (OFF) by TEAM

Washington 14, Oregon 23

Points from (This Period)	WSH	ORE
In the Paint	8	2
Off Turns	3	5
2nd Chance	3	4
Fast Break	0	5
Bench	8	0

Official Box Score
Washington vs Oregon
Second Quarter Statistics Only
January 05, 2019 at Matthew Knight Arena - Eugene, Ore.



Washington 23

No.	Player	S	Pts	FG	3FG	FT	OR	DR	TR	PF	A	TO	Blk	Stl	Min	+/-
04	MELGOZA, AMBER		2	1-4	0-1	0-0	0	1	1	0	1	1	0	0	10	8
24	MOSER, JENNA		2	1-1	0-0	0-0	0	0	0	0	0	0	0	0	5	0
35	GRIGGSBY, ALEXIS		17	6-6	5-5	0-0	0	0	0	1	0	2	0	0	10	8
44	PETERSON, MISSY		0	0-0	0-0	0-0	0	1	1	1	0	0	0	0	2	0
53	REES, DARCY		2	1-1	0-0	0-0	1	0	1	0	2	1	0	0	5	10
01	JOHNSON, HANNAH		0	0-2	0-0	0-0	1	3	4	0	0	0	0	0	5	-2
03	HENSON, MAI-LONI		0	0-1	0-0	0-0	0	1	1	0	1	0	0	0	4	10
15	VAN DYKE, HALEY		0	0-0	0-0	0-0	0	1	1	0	0	0	0	0	3	8
20	ROOKS, KHAYLA		0	0-1	0-0	0-0	0	0	0	0	1	0	0	0	4	-2
25	WATKINS, T.T.		0	0-0	0-0	0-0	0	1	1	0	0	0	0	0	2	0
	TEAM						1	0	1	0		0				
TOTALS			23	9-16	5-6	0-0	3	8	11	2	5	4	0	0	50	

Shooting By Period

Period	FG	FG%	3FG	3FG%	FT	FT%
3rd Qtr	6-16	38%	0-6	00%	2-2	100%
4th Qtr	9-16	56%	1-3	33%	1-1	100%
2nd Half	9-16	56%	5-6	83%	0-0	0%
2nd Half	15-32	47%	1-9	11%	3-3	100%
Game	30-64	46.9%	8-20	40.0%	3-3	100.0%

Oregon 15

No.	Player	S	Pts	FG	3FG	FT	OR	DR	TR	PF	A	TO	Blk	Stl	Min	+/-
00	SABALLY, SATOU		4	2-4	0-2	0-0	2	1	3	0	0	0	1	2	10	-8
05	CAZORLA, MAITE		0	0-2	0-1	0-0	0	0	0	0	1	0	0	0	8	-1
20	IONESCU, SABRINA		8	3-8	2-6	0-0	0	0	0	1	0	0	0	0	10	-8
21	BOLEY, ERIN		0	0-1	0-1	0-0	0	0	0	0	0	0	0	0	9	-6
24	HEBARD, RUTHY		3	1-3	0-0	1-2	2	2	4	1	1	1	2	0	8	-1
03	CHAVEZ, TAYLOR		0	0-0	0-0	0-0	0	0	0	0	0	1	0	0	2	-7
14	GIOMI, LYDIA		0	0-0	0-0	0-0	0	0	0	0	0	0	0	0	1	-2
32	GILDON, OTI		0	0-0	0-0	0-0	0	0	0	0	0	0	0	0	2	-7
	TEAM						0	1	1	0		0				
TOTALS			15	6-18	2-10	1-2	4	4	8	2	2	2	3	2	50	

Shooting By Period

Period	FG	FG%	3FG	3FG%	FT	FT%
3rd Qtr	8-16	50%	3-8	38%	1-2	50%
4th Qtr	7-15	47%	4-9	44%	8-10	80%
2nd Half	6-18	33%	2-10	20%	1-2	50%
2nd Half	15-31	48%	7-17	41%	9-12	75%
Game	30-71	42.3%	14-37	37.8%	10-15	66.7%

Game Notes:

Officials: Lisa Jones, Brian Woods, Teresa Turner
 Attendance: 6013

Start Time: 2019-01-05 02:06:26
 End Time: 2019-01-05 03:55:21
 Game Duration: 108
 Conference Game;

Score	1st	2nd	3rd	4th	TOT
WSH	14	23	14	20	71
ORE	23	15	20	26	84

Points from (This Period)	WSH	ORE
In the Paint	4	8
Off Turns	2	6
2nd Chance	5	8
Fast Break	0	2
Bench	0	0

**Official Play-By-Play
Washington vs Oregon
Second Quarter
January 05, 2019 at Matthew Knight Arena - Eugene, Ore.**



Period 2

Starters:

Washington: 4 MELGOZA, AMBER; 24 MOSER, JENNA; 35 GRIGGSBY, ALEXIS; 44 PETERSON, MISSY; 53 REES, DARCY;

Oregon: 0 SABALLY, SATOU; 5 CAZORLA, MAITE; 20 IONESCU, SABRINA; 21 BOLEY, ERIN; 24 HEBARD, RUTHY;

Time	VISITORS: Washington	Score	Margin	HOME: Oregon
09:37	GOOD! JUMPER by MELGOZA, AMBER	23-16	H 7	
09:11				TURNOVER (OTHER) by CHAVEZ, TAYLOR
09:11				SUB OUT: GIOMI, LYDIA
09:11				SUB IN: BOLEY, ERIN
08:59	MISSED JUMPER by MELGOZA, AMBER			
08:55	REBOUND (OFF) by REES, DARCY			
08:53	GOOD! JUMPER by REES, DARCY	23-18	H 5	
08:41				MISSED 3PTR by SABALLY, SATOU
08:37	REBOUND (DEF) by VAN DYKE, HALEY			
08:13	GOOD! 3PTR by GRIGGSBY, ALEXIS	23-21	H 2	
08:13	ASSIST by REES, DARCY			
07:52				MISSED 3PTR by IONESCU, SABRINA
07:48	REBOUND (DEF) by MELGOZA, AMBER			
07:43	MISSED LAYUP by HENSON, MAI-LONI			
07:41	REBOUND (OFF) by TEAM			
07:41				SUB OUT: CHAVEZ, TAYLOR
07:41				SUB IN: CAZORLA, MAITE
07:41				SUB OUT: GILDON, OTI
07:41				SUB IN: HEBARD, RUTHY
07:30	GOOD! 3PTR by GRIGGSBY, ALEXIS	23-24	V 1	
07:30	ASSIST by HENSON, MAI-LONI			
07:19		25-24	H 1	GOOD! LAYUP by SABALLY, SATOU
07:06	TURNOVER (LOSTBALL) by REES, DARCY			
07:06	SUB OUT: HENSON, MAI-LONI			
07:06	SUB IN: WATKINS, T.T.			
07:06	SUB OUT: VAN DYKE, HALEY			
07:06	SUB IN: PETERSON, MISSY			
06:54				MISSED 3PTR by SABALLY, SATOU
06:51	REBOUND (DEF) by PETERSON, MISSY			
06:44	TURNOVER (BADPASS) by GRIGGSBY, ALEXIS			
06:44				STEAL by SABALLY, SATOU
06:38		28-24	H 4	GOOD! 3PTR by IONESCU, SABRINA
06:27	GOOD! 3PTR by GRIGGSBY, ALEXIS	28-27	H 1	
06:27	ASSIST by MELGOZA, AMBER			
06:10				MISSED LAYUP by CAZORLA, MAITE
06:06	REBOUND (DEF) by WATKINS, T.T.			
05:48	TURNOVER (LOSTBALL) by MELGOZA, AMBER			
05:48				STEAL by SABALLY, SATOU
05:48	SUB OUT: REES, DARCY			
05:48	SUB IN: JOHNSON, HANNAH			
05:26	FOUL (PERSONAL) by PETERSON, MISSY			
05:26	SUB OUT: PETERSON, MISSY			
05:26	SUB IN: MOSER, JENNA			
05:16				FOUL (OFF) by HEBARD, RUTHY
05:16				TURNOVER (OFFENSIVE) by HEBARD, RUTHY
05:05	TURNOVER (LOSTBALL) by GRIGGSBY, ALEXIS			
04:47				
04:47	SUB OUT: WATKINS, T.T.			
04:47	SUB IN: ROOKS, KHAYLA			
04:47				MISSED 3PTR by IONESCU, SABRINA
04:47				REBOUND (OFF) by SABALLY, SATOU
04:41		31-27	H 4	GOOD! 3PTR by IONESCU, SABRINA
04:41				ASSIST by HEBARD, RUTHY
04:34				FOUL (PERSONAL) by IONESCU, SABRINA
04:22	MISSED LAYUP by ROOKS, KHAYLA			
04:22				BLOCK by HEBARD, RUTHY
04:16	REBOUND (OFF) by JOHNSON, HANNAH			
04:15	MISSED JUMPER by JOHNSON, HANNAH			
04:15				REBOUND (DEF) by TEAM
04:05				MISSED 3PTR by IONESCU, SABRINA
04:02	REBOUND (DEF) by JOHNSON, HANNAH			
03:45	GOOD! JUMPER by GRIGGSBY, ALEXIS	31-29	H 2	
03:18				MISSED JUMPER by HEBARD, RUTHY
03:14	REBOUND (DEF) by JOHNSON, HANNAH			
03:11	MISSED 3PTR by MELGOZA, AMBER			
03:07				REBOUND (DEF) by HEBARD, RUTHY
03:02				MISSED 3PTR by IONESCU, SABRINA
02:56				REBOUND (OFF) by SABALLY, SATOU
02:56		33-29	H 4	GOOD! LAYUP by SABALLY, SATOU
02:27	GOOD! 3PTR by GRIGGSBY, ALEXIS	33-32	H 1	

Time	VISITORS: Washington	Score	Margin	HOME: Oregon
02:27	ASSIST by ROOKS, KHAYLA			
02:03				MISSED LAYUP by HEBARD, RUTHY
01:57				REBOUND (OFF) by HEBARD, RUTHY
01:57		35-32	H 3	GOOD! LAYUP by HEBARD, RUTHY
01:48	MISSED LAYUP by JOHNSON, HANNAH			
01:48				BLOCK by HEBARD, RUTHY
01:43				REBOUND (DEF) by SABALLY, SATOU
01:41		37-32	H 5	GOOD! LAYUP by IONESCU, SABRINA [FB]
01:41				ASSIST by CAZORLA, MAITE
01:24	MISSED LAYUP by MELGOZA, AMBER			
01:24				BLOCK by SABALLY, SATOU
01:18				REBOUND (DEF) by HEBARD, RUTHY
01:16				MISSED 3PTR by BOLEY, ERIN
01:12	REBOUND (DEF) by JOHNSON, HANNAH			
00:59	GOOD! JUMPER by MOSER, JENNA [PNT]	37-34	H 3	
00:42				MISSED 3PTR by CAZORLA, MAITE
00:39				REBOUND (OFF) by HEBARD, RUTHY
00:39	FOUL (PERSONAL) by GRIGGSBY, ALEXIS			
00:39				MISSED FT by HEBARD, RUTHY
00:39				REBOUND (OFF) by TEAM
00:39	SUB OUT: ROOKS, KHAYLA			
00:39	SUB IN: HENSON, MAI-LONI			
00:39	SUB OUT: JOHNSON, HANNAH			
00:39	SUB IN: REES, DARCY			
00:39		38-34	H 4	GOOD! FT by HEBARD, RUTHY
00:27	GOOD! 3PTR by GRIGGSBY, ALEXIS	38-37	H 1	
00:27	ASSIST by REES, DARCY			
00:02				MISSED JUMPER by IONESCU, SABRINA
00:02	REBOUND (DEF) by HENSON, MAI-LONI			

Washington 37, Oregon 38

Points from (This Period)	WSH	ORE
In the Paint	4	8
Off Turns	2	6
2nd Chance	5	8
Fast Break	0	2
Bench	0	0

Official Box Score
Washington vs Oregon
Second Half Statistics Only
January 05, 2019 at Matthew Knight Arena - Eugene, Ore.



Washington 34

No.	Player	S	Pts	FG	3FG	FT	OR	DR	TR	PF	A	TO	Blk	Stl	Min	+/-
01	JOHNSON, HANNAH		0	0-0	0-0	0-0	0	3	3	1	0	1	0	0	6	0
03	HENSON, MAI-LONI		0	0-0	0-0	0-0	0	0	0	1	0	0	0	0	6	-12
04	MELGOZA, AMBER		19	8-15	0-2	3-3	0	1	1	2	0	1	1	2	20	-12
15	VAN DYKE, HALEY		0	0-0	0-0	0-0	0	0	0	0	0	0	0	0	2	0
20	ROOKS, KHAYLA		0	0-1	0-1	0-0	0	0	0	0	0	1	0	0	6	-7
24	MOSER, JENNA		4	2-3	0-0	0-0	0	1	1	0	1	2	0	0	14	-10
25	WATKINS, T.T.		0	0-2	0-0	0-0	1	0	1	2	0	0	0	0	7	-3
35	GRIGGSBY, ALEXIS		5	2-5	1-4	0-0	0	1	1	1	0	2	0	0	18	-11
44	PETERSON, MISSY		0	0-1	0-1	0-0	0	2	2	2	3	0	0	0	8	7
53	REES, DARCY		6	3-5	0-1	0-0	2	1	3	3	1	1	1	0	14	-12
	TEAM		0	0-0	0-0	0-0	0	0	0	0	0	0	0	0	0	0
	TOTALS		34	15-32	1-9	3-3	3	9	12	12	5	8	2	2	99	

Shooting By Period

Period	FG	FG%	3FG	3FG%	FT	FT%
3rd Qtr	6-16	38%	0-6	00%	2-2	100%
4th Qtr	9-16	56%	1-3	33%	1-1	100%
2nd Half	15-32	47%	1-9	11%	3-3	100%
Game	30-64	46.9%	8-20	40.0%	3-3	100.0%

Last FG Half: WSH 4th-00:31

Oregon 46

No.	Player	S	Pts	FG	3FG	FT	OR	DR	TR	PF	A	TO	Blk	Stl	Min	+/-
00	SABALLY, SATOU		13	4-8	2-4	3-4	1	5	6	2	1	1	0	2	20	12
03	CHAVEZ, TAYLOR		0	0-0	0-0	0-0	0	0	0	0	1	0	0	0	3	-7
05	CAZORLA, MAITE		6	2-5	2-5	0-0	0	2	2	0	3	0	0	0	20	12
14	GIOMI, LYDIA		0	0-0	0-0	0-0	1	0	1	1	0	1	0	0	3	-5
20	IONESCU, SABRINA		10	3-9	0-3	4-4	1	1	2	1	7	2	0	0	20	11
21	BOLEY, ERIN		9	3-5	3-5	0-0	1	1	2	1	0	2	0	0	17	19
24	HEBARD, RUTHY		8	3-4	0-0	2-4	0	3	3	3	0	0	1	0	16	19
32	GILDON, OTI		0	0-0	0-0	0-0	0	0	0	0	0	0	0	0	1	-1
	TEAM		0	0-0	0-0	0-0	0	1	1	0	0	0	0	0	0	0
	TOTALS		46	15-31	7-17	9-12	4	13	17	8	12	6	1	2	99	

Shooting By Period

Period	FG	FG%	3FG	3FG%	FT	FT%
3rd Qtr	8-16	50%	3-8	38%	1-2	50%
4th Qtr	7-15	47%	4-9	44%	8-10	80%
2nd Half	15-31	48%	7-17	41%	9-12	75%
Game	30-71	42.3%	14-37	37.8%	10-15	66.7%

Last FG Half: ORE 4th-00:45

Game Notes:

Officials: Lisa Jones, Brian Woods, Teresa Turner
Attendance: 6013

Start Time: 2019-01-05 02:06:26

End Time: 2019-01-05 03:55:21

Game Duration: 108

Conference Game:

Score	1st	2nd	3rd	4th	TOT
WSH	14	23	14	20	71
ORE	23	15	20	26	84

Points from (This Period)	WSH	ORE
In the Paint	22	10
Off Turns	4	13
2nd Chance	7	1
Fast Break	2	9
Bench	0	0

Official Box Score
Washington vs Oregon
Third Quarter Statistics Only
January 05, 2019 at Matthew Knight Arena - Eugene, Ore.



Washington 34

No.	Player	S	Pts	FG	3FG	FT	OR	DR	TR	PF	A	TO	Blk	Stl	Min	+/-
04	MELGOZA, AMBER		10	4-7	0-1	2-2	0	0	0	1	0	0	0	0	10	-6
24	MOSER, JENNA		2	1-1	0-0	0-0	0	0	0	0	0	2	0	0	8	-6
35	GRIGGSBY, ALEXIS		0	0-2	0-2	0-0	0	0	0	0	0	1	0	0	8	-6
44	PETERSON, MISSY		0	0-1	0-1	0-0	0	2	2	1	1	0	0	0	5	6
53	REES, DARCY		2	1-3	0-1	0-0	1	0	1	1	1	0	0	0	6	-3
01	JOHNSON, HANNAH		0	0-0	0-0	0-0	0	3	3	1	0	1	0	0	4	-3
03	HENSON, MAI-LONI		0	0-0	0-0	0-0	0	0	0	0	0	0	0	0	2	-9
15	VAN DYKE, HALEY		0	0-0	0-0	0-0	0	0	0	0	0	0	0	0	2	0
20	ROOKS, KHAYLA		0	0-1	0-1	0-0	0	0	0	0	0	0	0	0	4	-3
25	WATKINS, T.T.		0	0-1	0-0	0-0	1	0	1	0	0	0	0	0	2	0
	TEAM						0	0	0	0		0				
TOTALS			14	6-16	0-6	2-2	2	5	7	4	2	4	0	0	50	

Shooting By Period

Period	FG	FG%	3FG	3FG%	FT	FT%
2nd Half	0-0	0%	0-0	0%	0-0	0%
Game	30-64	46.9%	8-20	40.0%	3-3	100.0%

Oregon 46

No.	Player	S	Pts	FG	3FG	FT	OR	DR	TR	PF	A	TO	Blk	Stl	Min	+/-
00	SABALLY, SATOU		8	3-5	1-2	1-2	0	2	2	1	0	0	0	1	10	6
05	CAZORLA, MAITE		3	1-2	1-2	0-0	0	1	1	0	2	0	0	0	10	6
20	IONESCU, SABRINA		4	2-5	0-2	0-0	0	1	1	1	4	1	0	0	10	5
21	BOLEY, ERIN		3	1-2	1-2	0-0	0	1	1	0	0	1	0	0	8	11
24	HEBARD, RUTHY		2	1-2	0-0	0-0	0	1	1	1	0	0	0	0	7	11
03	CHAVEZ, TAYLOR		0	0-0	0-0	0-0	0	0	0	0	0	0	0	0	2	-5
14	GIOMI, LYDIA		0	0-0	0-0	0-0	1	0	1	1	0	1	0	0	3	-5
32	GILDON, OTI		0	0-0	0-0	0-0	0	0	0	0	0	0	0	0	0	1
	TEAM						0	1	1	0		0				
TOTALS			20	8-16	3-8	1-2	1	7	8	4	6	3	0	1	50	

Shooting By Period

Period	FG	FG%	3FG	3FG%	FT	FT%
2nd Half	0-0	0%	0-0	0%	0-0	0%
Game	30-71	42.3%	14-37	37.8%	10-15	66.7%

Game Notes:

Officials: Lisa Jones, Brian Woods, Teresa Turner
Attendance: 6013

Start Time: 2019-01-05 02:06:26
End Time: 2019-01-05 03:55:21
Game Duration: 108
Conference Game;

Score	1st	2nd	3rd	4th	TOT
WSH	14	23	14	20	71
ORE	23	15	20	26	84

Points from (This Period)	WSH	ORE
In the Paint	10	6
Off Turns	4	7
2nd Chance	4	0
Fast Break	2	5
Bench	0	0

Official Play-By-Play
Washington vs Oregon
Third Quarter
January 05, 2019 at Matthew Knight Arena - Eugene, Ore.



Period 3

Starters:

Washington: 4 MELGOZA, AMBER; 24 MOSER, JENNA; 35 GRIGGSBY, ALEXIS; 44 PETERSON, MISSY; 53 REES, DARCY;

Oregon: 0 SABALLY, SATOU; 5 CAZORLA, MAITE; 20 IONESCU, SABRINA; 21 BOLEY, ERIN; 24 HEBARD, RUTHY;

Time	VISITORS: Washington	Score	Margin	HOME: Oregon
09:31	MISSED LAYUP by REES, DARCY			
09:30				REBOUND (DEF) by SABALLY, SATOU
09:08				MISSED LAYUP by SABALLY, SATOU
09:05	REBOUND (DEF) by PETERSON, MISSY			
08:55	MISSED 3PTR by PETERSON, MISSY			
08:48	REBOUND (OFF) by REES, DARCY			
08:48	GOOD! LAYUP by REES, DARCY	38-39	V 1	
08:34				TURNOVER (BADPASS) by BOLEY, ERIN
08:17	GOOD! LAYUP by MOSER, JENNA	38-41	V 3	
08:17	ASSIST by REES, DARCY			
08:05		41-41	T	GOOD! 3PTR by CAZORLA, MAITE
07:52	TURNOVER (TRAVEL) by MOSER, JENNA			
07:33				MISSED 3PTR by SABALLY, SATOU
07:31				REBOUND (OFF) by TEAM
07:31	FOUL (PERSONAL) by PETERSON, MISSY			
07:31	SUB OUT: PETERSON, MISSY			
07:31	SUB IN: HENSON, MAI-LONI			
07:24		43-41	H 2	GOOD! JUMPER by IONESCU, SABRINA
07:24				ASSIST by CAZORLA, MAITE
07:16	MISSED 3PTR by GRIGGSBY, ALEXIS			
07:15				REBOUND (DEF) by TEAM
06:53		45-41	H 4	GOOD! LAYUP by HEBARD, RUTHY
06:53				ASSIST by IONESCU, SABRINA
06:29	MISSED 3PTR by GRIGGSBY, ALEXIS			
06:25				REBOUND (DEF) by SABALLY, SATOU
06:20		48-41	H 7	GOOD! 3PTR by SABALLY, SATOU [FB]
06:20				ASSIST by IONESCU, SABRINA
05:59	MISSED LAYUP by MELGOZA, AMBER			
05:54				REBOUND (DEF) by HEBARD, RUTHY
05:53		50-41	H 9	GOOD! LAYUP by SABALLY, SATOU [FB]
05:53				ASSIST by IONESCU, SABRINA
05:52	TIMEOUT 30SEC			
05:52	SUB OUT: HENSON, MAI-LONI			
05:52	SUB IN: ROOKS, KHAYLA			
05:52	SUB OUT: REES, DARCY			
05:52	SUB IN: JOHNSON, HANNAH			
05:29				FOUL (PERSONAL) by SABALLY, SATOU
05:27	FOUL (OFF) by JOHNSON, HANNAH			
05:27	TURNOVER (OFFENSIVE) by JOHNSON, HANNAH			
05:19		53-41	H 12	GOOD! 3PTR by BOLEY, ERIN
05:19				ASSIST by CAZORLA, MAITE
04:58	MISSED 3PTR by ROOKS, KHAYLA			
04:54				REBOUND (DEF) by CAZORLA, MAITE
04:50				MISSED 3PTR by IONESCU, SABRINA
04:46	REBOUND (DEF) by JOHNSON, HANNAH			
04:39	TURNOVER (TRAVEL) by GRIGGSBY, ALEXIS			
04:39				
04:39	SUB OUT: MOSER, JENNA			
04:39	SUB IN: VAN DYKE, HALEY			
04:39	SUB OUT: GRIGGSBY, ALEXIS			
04:39	SUB IN: WATKINS, T.T.			
04:29		55-41	H 14	GOOD! JUMPER by IONESCU, SABRINA
04:05	GOOD! LAYUP by MELGOZA, AMBER [PNT]	55-43	H 12	
03:53				MISSED LAYUP by HEBARD, RUTHY
03:49	REBOUND (DEF) by JOHNSON, HANNAH			
03:37	MISSED LAYUP by WATKINS, T.T.			
03:33	REBOUND (OFF) by WATKINS, T.T.			
03:30				FOUL (PERSONAL) by HEBARD, RUTHY
03:30	GOOD! FT by MELGOZA, AMBER	55-44	H 11	
03:30				SUB OUT: HEBARD, RUTHY
03:30				SUB IN: GIOMI, LYDIA
03:30	GOOD! FT by MELGOZA, AMBER	55-45	H 10	
03:17		57-45	H 12	GOOD! LAYUP by SABALLY, SATOU
03:17				ASSIST by IONESCU, SABRINA
03:06	MISSED JUMPER by MELGOZA, AMBER			
03:01				REBOUND (DEF) by BOLEY, ERIN
02:31				MISSED 3PTR by BOLEY, ERIN
02:27	REBOUND (DEF) by JOHNSON, HANNAH			
02:23	MISSED 3PTR by MELGOZA, AMBER			
02:19				REBOUND (DEF) by IONESCU, SABRINA

Time	VISITORS: Washington	Score	Margin	HOME: Oregon
02:12				MISSED LAYUP by IONESCU, SABRINA
02:12	REBOUND (DEF) by TEAM			
02:12				FOUL (PERSONAL) by GIOMI, LYDIA
02:12				SUB OUT: BOLEY, ERIN
02:12				SUB IN: CHAVEZ, TAYLOR
02:12	SUB OUT: JOHNSON, HANNAH			
02:12	SUB IN: MOSER, JENNA			
02:12	SUB OUT: VAN DYKE, HALEY			
02:12	SUB IN: REES, DARCY			
02:12	SUB OUT: ROOKS, KHAYLA			
02:12	SUB IN: GRIGGSBY, ALEXIS			
02:12	SUB OUT: WATKINS, T.T.			
02:12	SUB IN: PETERSON, MISSY			
01:43	GOOD! LAYUP by MELGOZA, AMBER	57-47	H 10	
01:26				TURNOVER (LOSTBALL) by GIOMI, LYDIA
01:12	GOOD! JUMPER by MELGOZA, AMBER	57-49	H 8	
00:54				MISSED 3PTR by CAZORLA, MAITE
00:50				REBOUND (OFF) by GIOMI, LYDIA
00:44				MISSED 3PTR by IONESCU, SABRINA
00:41	REBOUND (DEF) by PETERSON, MISSY			
00:37	GOOD! LAYUP by MELGOZA, AMBER [FB]	57-51	H 6	
00:37	ASSIST by PETERSON, MISSY			
00:21	FOUL (PERSONAL) by MELGOZA, AMBER			
00:21				MISSED FT by SABALLY, SATOU
00:21				REBOUND (OFF) by TEAM
00:21				SUB OUT: GIOMI, LYDIA
00:21				SUB IN: HEBARD, RUTHY
00:21				SUB OUT: IONESCU, SABRINA
00:21				SUB IN: GILDON, OTI
00:21		58-51	H 7	GOOD! FT by SABALLY, SATOU
00:04	TURNOVER (BADPASS) by MOSER, JENNA			
00:04				STEAL by SABALLY, SATOU
00:04	FOUL (PERSONAL) by REES, DARCY			
00:04				SUB OUT: HEBARD, RUTHY
00:04				SUB IN: IONESCU, SABRINA
00:01				FOUL (OFF) by IONESCU, SABRINA
00:01				TURNOVER (OFFENSIVE) by IONESCU, SABRINA
00:00	MISSED 3PTR by REES, DARCY			
00:00	REBOUND (OFF) by TEAM			

Washington 51, Oregon 58

Points from (This Period)	WSH	ORE
In the Paint	10	6
Off Turns	4	7
2nd Chance	4	0
Fast Break	2	5
Bench	0	0

Official Box Score
Washington vs Oregon
Fourth Quarter Statistics Only
January 05, 2019 at Matthew Knight Arena - Eugene, Ore.



Washington 20

No.	Player	S	Pts	FG	3FG	FT	OR	DR	TR	PF	A	TO	Blk	Stl	Min	+/-
04	MELGOZA, AMBER		9	4-8	0-1	1-1	0	1	1	1	0	1	1	2	10	-6
24	MOSER, JENNA		2	1-2	0-0	0-0	0	1	1	0	1	0	0	0	6	-4
35	GRIGGSBY, ALEXIS		5	2-3	1-2	0-0	0	1	1	1	0	1	0	0	10	-5
44	PETERSON, MISSY		0	0-0	0-0	0-0	0	0	0	1	2	0	0	0	3	1
53	REES, DARCY		4	2-2	0-0	0-0	1	1	2	2	0	1	1	0	8	-9
01	JOHNSON, HANNAH		0	0-0	0-0	0-0	0	0	0	0	0	0	0	0	2	3
03	HENSON, MAI-LONI		0	0-0	0-0	0-0	0	0	0	1	0	0	0	0	4	-3
15	VAN DYKE, HALEY		0	0-0	0-0	0-0	0	0	0	0	0	0	0	0	0	0
20	ROOKS, KHAYLA		0	0-0	0-0	0-0	0	0	0	0	0	1	0	0	2	-4
25	WATKINS, T.T.		0	0-1	0-0	0-0	0	0	0	2	0	0	0	0	5	-3
TEAM							0	0	0	0		0				
TOTALS			20	9-16	1-3	1-1	1	4	5	8	3	4	2	2	49	

Shooting By Period

Period	FG	FG%	3FG	3FG%	FT	FT%
Game	30-64	46.9%	8-20	40.0%	3-3	100.0%

Oregon 26

No.	Player	S	Pts	FG	3FG	FT	OR	DR	TR	PF	A	TO	Blk	Stl	Min	+/-
00	SABALLY, SATOU		5	1-3	1-2	2-2	1	3	4	1	1	1	0	1	10	6
05	CAZORLA, MAITE		3	1-3	1-3	0-0	0	1	1	0	1	0	0	0	10	6
20	IONESCU, SABRINA		6	1-4	0-1	4-4	1	0	1	0	3	1	0	0	10	6
21	BOLEY, ERIN		6	2-3	2-3	0-0	1	0	1	1	0	1	0	0	9	8
24	HEBARD, RUTHY		6	2-2	0-0	2-4	0	2	2	2	0	0	1	0	9	8
03	CHAVEZ, TAYLOR		0	0-0	0-0	0-0	0	0	0	0	1	0	0	0	1	-2
14	GIOMI, LYDIA		0	0-0	0-0	0-0	0	0	0	0	0	0	0	0	0	0
32	GILDON, OTI		0	0-0	0-0	0-0	0	0	0	0	0	0	0	0	1	-2
TEAM							0	0	0	0		0				
TOTALS			26	7-15	4-9	8-10	3	6	9	4	6	3	1	1	49	

Shooting By Period

Period	FG	FG%	3FG	3FG%	FT	FT%
Game	30-71	42.3%	14-37	37.8%	10-15	66.7%

Game Notes:

Officials: Lisa Jones, Brian Woods, Teresa Turner
Attendance: 6013

Start Time: 2019-01-05 02:06:26

End Time: 2019-01-05 03:55:21

Game Duration: 108

Conference Game;

Score	1st	2nd	3rd	4th	TOT
WSH	14	23	14	20	71
ORE	23	15	20	26	84

Points from (This Period)	WSH	ORE
In the Paint	12	4
Off Turns	0	6
2nd Chance	3	1
Fast Break	0	4
Bench	0	0

**Official Play-By-Play
Washington vs Oregon
Fourth Quarter
January 05, 2019 at Matthew Knight Arena - Eugene, Ore.**



Period 4

Starters:

Washington: 4 MELGOZA, AMBER; 24 MOSER, JENNA; 35 GRIGGSBY, ALEXIS; 44 PETERSON, MISSY; 53 REES, DARCY;

Oregon: 0 SABALLY, SATOU; 5 CAZORLA, MAITE; 20 IONESCU, SABRINA; 21 BOLEY, ERIN; 24 HEBARD, RUTHY;

Time	VISITORS: Washington	Score	Margin	HOME: Oregon
09:42	MISSED LAYUP by MOSER, JENNA			
09:38	REBOUND (OFF) by REES, DARCY			
09:36	GOOD! 3PTR by GRIGGSBY, ALEXIS	58-54	H 4	
09:36	ASSIST by PETERSON, MISSY			
09:21		61-54	H 7	GOOD! 3PTR by CAZORLA, MAITE
09:21				ASSIST by CHAVEZ, TAYLOR
09:08	GOOD! LAYUP by REES, DARCY	61-56	H 5	
08:53				FOUL (OFF) by SABALLY, SATOU
08:53				TURNOVER (OFFENSIVE) by SABALLY, SATOU
08:53				SUB OUT: GILDON, OTI
08:53				SUB IN: HEBARD, RUTHY
08:39	FOUL (OFF) by REES, DARCY			
08:39	TURNOVER (OFFENSIVE) by REES, DARCY			
08:39				SUB OUT: CHAVEZ, TAYLOR
08:39				SUB IN: BOLEY, ERIN
08:26		63-56	H 7	GOOD! LAYUP by HEBARD, RUTHY
08:26				ASSIST by IONESCU, SABRINA
08:07	GOOD! LAYUP by REES, DARCY	63-58	H 5	
08:07	ASSIST by PETERSON, MISSY			
07:47		66-58	H 8	GOOD! 3PTR by BOLEY, ERIN
07:47				ASSIST by CAZORLA, MAITE
07:30	GOOD! LAYUP by GRIGGSBY, ALEXIS	66-60	H 6	
07:30	ASSIST by MOSER, JENNA			
07:15				MISSED 3PTR by CAZORLA, MAITE
07:12				REBOUND (OFF) by SABALLY, SATOU
07:07	FOUL (PERSONAL) by PETERSON, MISSY			
07:07	SUB OUT: REES, DARCY			
07:07	SUB IN: WATKINS, T.T.			
07:07	SUB OUT: MOSER, JENNA			
07:07	SUB IN: JOHNSON, HANNAH			
07:07	SUB OUT: PETERSON, MISSY			
07:07	SUB IN: HENSON, MAI-LONI			
07:01				MISSED 3PTR by CAZORLA, MAITE
06:56	REBOUND (DEF) by GRIGGSBY, ALEXIS			
06:52	GOOD! LAYUP by MELGOZA, AMBER	66-62	H 4	
06:37				MISSED 3PTR by SABALLY, SATOU
06:33	REBOUND (DEF) by MELGOZA, AMBER			
06:23	GOOD! LAYUP by MELGOZA, AMBER	66-64	H 2	
06:23				FOUL (PERSONAL) by BOLEY, ERIN
06:23	GOOD! FT by MELGOZA, AMBER	66-65	H 1	
06:14				MISSED 3PTR by IONESCU, SABRINA
06:10				REBOUND (OFF) by BOLEY, ERIN
06:06				MISSED 3PTR by BOLEY, ERIN
06:02				REBOUND (OFF) by IONESCU, SABRINA
06:01				MISSED LAYUP by IONESCU, SABRINA
06:01	BLOCK by MELGOZA, AMBER			
06:01				REBOUND (OFF) by TEAM
06:01	FOUL (PERSONAL) by WATKINS, T.T.			
05:58				TURNOVER (BADPASS) by BOLEY, ERIN
05:58	STEAL by MELGOZA, AMBER			
05:53				FOUL (PERSONAL) by HEBARD, RUTHY
05:37	MISSED LAYUP by WATKINS, T.T.			
05:34				REBOUND (DEF) by HEBARD, RUTHY
05:20		68-65	H 3	GOOD! LAYUP by HEBARD, RUTHY
05:20				ASSIST by IONESCU, SABRINA
05:19				TIMEOUT 30SEC
05:19	SUB OUT: JOHNSON, HANNAH			
05:19	SUB IN: REES, DARCY			
05:03	MISSED JUMPER by MELGOZA, AMBER			
05:00				REBOUND (DEF) by HEBARD, RUTHY
04:49	FOUL (PERSONAL) by HENSON, MAI-LONI			
04:49		69-65	H 4	GOOD! FT by HEBARD, RUTHY
04:49				MISSED FT by HEBARD, RUTHY
04:49	REBOUND (DEF) by REES, DARCY			
04:32	TURNOVER (BADPASS) by GRIGGSBY, ALEXIS			
04:16				TURNOVER (BADPASS) by IONESCU, SABRINA
04:16	STEAL by MELGOZA, AMBER			
04:10	MISSED 3PTR by GRIGGSBY, ALEXIS			
04:05				REBOUND (DEF) by SABALLY, SATOU
03:59		72-65	H 7	GOOD! 3PTR by BOLEY, ERIN

Time	VISITORS: Washington	Score	Margin	HOME: Oregon
03:59				ASSIST by SABALLY, SATOU
03:38	MISSED 3PTR by MELGOZA, AMBER			
03:35				REBOUND (DEF) by SABALLY, SATOU
03:21	FOUL (PERSONAL) by GRIGGSBY, ALEXIS			
03:21		73-65	H 8	GOOD! FT by IONESCU, SABRINA
03:21	SUB OUT: WATKINS, T.T.			
03:21	SUB IN: MOSER, JENNA			
03:21	SUB OUT: HENSON, MAI-LONI			
03:21	SUB IN: ROOKS, KHAYLA			
03:21		74-65	H 9	GOOD! FT by IONESCU, SABRINA
03:08	GOOD! JUMPER by MELGOZA, AMBER	74-67	H 7	
03:06	TIMEOUT 30SEC			
03:06	SUB OUT: ROOKS, KHAYLA			
03:06	SUB IN: WATKINS, T.T.			
02:37				MISSED JUMPER by SABALLY, SATOU
02:37	BLOCK by REES, DARCY			
02:31	REBOUND (DEF) by MOSER, JENNA			
02:22	TIMEOUT 30SEC			
02:22	SUB OUT: MOSER, JENNA			
02:22	SUB IN: ROOKS, KHAYLA			
02:22	SUB OUT: WATKINS, T.T.			
02:22	SUB IN: PETERSON, MISSY			
02:22	SUB OUT: PETERSON, MISSY			
02:22	SUB IN: MOSER, JENNA			
02:10	MISSED JUMPER by MELGOZA, AMBER			
02:07				REBOUND (DEF) by SABALLY, SATOU
01:41				MISSED LAYUP by IONESCU, SABRINA
01:40				REBOUND (OFF) by TEAM
01:40	FOUL (PERSONAL) by REES, DARCY			
01:40				MISSED FT by HEBARD, RUTHY
01:40				REBOUND (OFF) by TEAM
01:40		75-67	H 8	GOOD! FT by HEBARD, RUTHY
01:40	TURNOVER (BADPASS) by ROOKS, KHAYLA			
01:29		77-67	H 10	GOOD! JUMPER by IONESCU, SABRINA
01:20				FOUL (PERSONAL) by HEBARD, RUTHY
01:11	GOOD! JUMPER by MELGOZA, AMBER	77-69	H 8	
00:45		80-69	H 11	GOOD! 3PTR by SABALLY, SATOU
00:45				ASSIST by IONESCU, SABRINA
00:31	GOOD! LAYUP by MOSER, JENNA	80-71	H 9	
00:31	TIMEOUT TEAM			
00:31	SUB OUT: ROOKS, KHAYLA			
00:31	SUB IN: HENSON, MAI-LONI			
00:31	SUB OUT: GRIGGSBY, ALEXIS			
00:31	SUB IN: WATKINS, T.T.			
00:30	FOUL (PERSONAL) by WATKINS, T.T.			
00:30		81-71	H 10	GOOD! FT by IONESCU, SABRINA [FB]
00:30	SUB OUT: WATKINS, T.T.			
00:30	SUB IN: ROOKS, KHAYLA			
00:30	SUB OUT: HENSON, MAI-LONI			
00:30	SUB IN: GRIGGSBY, ALEXIS			
00:30		82-71	H 11	GOOD! FT by IONESCU, SABRINA [FB]
00:22	TURNOVER (BADPASS) by MELGOZA, AMBER			
00:22				STEAL by SABALLY, SATOU
00:20	FOUL (PERSONAL) by MELGOZA, AMBER			
00:20		83-71	H 12	GOOD! FT by SABALLY, SATOU [FB]
00:20		84-71	H 13	GOOD! FT by SABALLY, SATOU [FB]
00:10	MISSED JUMPER by MELGOZA, AMBER			
00:10				BLOCK by HEBARD, RUTHY
00:08				REBOUND (DEF) by CAZORLA, MAITE

Washington 71, Oregon 84

Points from (This Period)	WSH	ORE
In the Paint	12	4
Off Turns	0	6
2nd Chance	3	1
Fast Break	0	4
Bench	0	0

Official Scoring/Possession Reference Chart
Washington vs Oregon
Period 1
January 05, 2019 at Matthew Knight Arena - Eugene, Ore.



Period 1

Starters:

Washington: 4 MELGOZA, AMBER; 24 MOSER, JENNA; 35 GRIGGSBY, ALEXIS; 44 PETERSON, MISSY; 53 REES, DARCY;

Oregon: 0 SABALLY, SATOU; 5 CAZORLA, MAITE; 20 IONESCU, SABRINA; 21 BOLEY, ERIN; 24 HEBARD, RUTHY;

Time	VISITORS: Washington	Score	Margin	HOME: Oregon
09:46		3-0	H 3	GOOD! 3PTR by BOLEY, ERIN
09:20	GOOD! LAYUP by GRIGGSBY, ALEXIS	3-2	H 1	
08:50		5-2	H 3	GOOD! JUMPER by IONESCU, SABRINA
07:55		7-2	H 5	GOOD! LAYUP by SABALLY, SATOU
07:38		10-2	H 8	GOOD! 3PTR by BOLEY, ERIN [FB]
06:41		12-2	H 10	GOOD! JUMPER by BOLEY, ERIN
06:27	GOOD! LAYUP by GRIGGSBY, ALEXIS	12-4	H 8	
05:30		15-4	H 11	GOOD! 3PTR by BOLEY, ERIN
05:13	GOOD! LAYUP by WATKINS, T.T. [PNT]	15-6	H 9	
04:52		18-6	H 12	GOOD! 3PTR by BOLEY, ERIN
03:59		20-6	H 14	GOOD! JUMPER by BOLEY, ERIN [FB]
02:05		23-6	H 17	GOOD! 3PTR by BOLEY, ERIN
01:53	GOOD! LAYUP by MELGOZA, AMBER	23-8	H 15	
00:58	GOOD! 3PTR by HENSON, MAI-LONI	23-11	H 12	
00:06	GOOD! 3PTR by VAN DYKE, HALEY	23-14	H 9	

Washington 14, Oregon 23

Official Scoring/Possession Reference Chart
Washington vs Oregon
Period 2
January 05, 2019 at Matthew Knight Arena - Eugene, Ore.



Period 2

Starters:

Washington: 4 MELGOZA, AMBER; 24 MOSER, JENNA; 35 GRIGGSBY, ALEXIS; 44 PETERSON, MISSY; 53 REES, DARCY;

Oregon: 0 SABALLY, SATOU; 5 CAZORLA, MAITE; 20 IONESCU, SABRINA; 21 BOLEY, ERIN; 24 HEBARD, RUTHY;

Time	VISITORS: Washington	Score	Margin	HOME: Oregon
09:37	GOOD! JUMPER by MELGOZA, AMBER	23-16	H 7	
08:53	GOOD! JUMPER by REES, DARCY	23-18	H 5	
08:13	GOOD! 3PTR by GRIGGSBY, ALEXIS	23-21	H 2	
07:30	GOOD! 3PTR by GRIGGSBY, ALEXIS	23-24	V 1	
07:19		25-24	H 1	GOOD! LAYUP by SABALLY, SATOU
06:38		28-24	H 4	GOOD! 3PTR by IONESCU, SABRINA
06:27	GOOD! 3PTR by GRIGGSBY, ALEXIS	28-27	H 1	
04:41		31-27	H 4	GOOD! 3PTR by IONESCU, SABRINA
03:45	GOOD! JUMPER by GRIGGSBY, ALEXIS	31-29	H 2	
02:56		33-29	H 4	GOOD! LAYUP by SABALLY, SATOU
02:27	GOOD! 3PTR by GRIGGSBY, ALEXIS	33-32	H 1	
01:57		35-32	H 3	GOOD! LAYUP by HEBARD, RUTHY
01:41		37-32	H 5	GOOD! LAYUP by IONESCU, SABRINA [FB]
00:59	GOOD! JUMPER by MOSER, JENNA [PNT]	37-34	H 3	
00:39		38-34	H 4	GOOD! FT by HEBARD, RUTHY
00:27	GOOD! 3PTR by GRIGGSBY, ALEXIS	38-37	H 1	

Washington 37, Oregon 38

Official Scoring/Possession Reference Chart
Washington vs Oregon
Period 3
January 05, 2019 at Matthew Knight Arena - Eugene, Ore.



Period 3

Starters:

Washington: 4 MELGOZA, AMBER; 24 MOSER, JENNA; 35 GRIGGSBY, ALEXIS; 44 PETERSON, MISSY; 53 REES, DARCY;

Oregon: 0 SABALLY, SATOU; 5 CAZORLA, MAITE; 20 IONESCU, SABRINA; 21 BOLEY, ERIN; 24 HEBARD, RUTHY;

Time	VISITORS: Washington	Score	Margin	HOME: Oregon
08:48	GOOD! LAYUP by REES, DARCY	38-39	V 1	
08:17	GOOD! LAYUP by MOSER, JENNA	38-41	V 3	
08:05		41-41	T	GOOD! 3PTR by CAZORLA, MAITE
07:24		43-41	H 2	GOOD! JUMPER by IONESCU, SABRINA
06:53		45-41	H 4	GOOD! LAYUP by HEBARD, RUTHY
06:20		48-41	H 7	GOOD! 3PTR by SABALLY, SATOU [FB]
05:53		50-41	H 9	GOOD! LAYUP by SABALLY, SATOU [FB]
05:19		53-41	H 12	GOOD! 3PTR by BOLEY, ERIN
04:29		55-41	H 14	GOOD! JUMPER by IONESCU, SABRINA
04:05	GOOD! LAYUP by MELGOZA, AMBER [PNT]	55-43	H 12	
03:30	GOOD! FT by MELGOZA, AMBER	55-44	H 11	
03:30	GOOD! FT by MELGOZA, AMBER	55-45	H 10	
03:17		57-45	H 12	GOOD! LAYUP by SABALLY, SATOU
01:43	GOOD! LAYUP by MELGOZA, AMBER	57-47	H 10	
01:12	GOOD! JUMPER by MELGOZA, AMBER	57-49	H 8	
00:37	GOOD! LAYUP by MELGOZA, AMBER [FB]	57-51	H 6	
00:21		58-51	H 7	GOOD! FT by SABALLY, SATOU

Washington 51, Oregon 58

Official Scoring/Possession Reference Chart
Washington vs Oregon
Period 4
January 05, 2019 at Matthew Knight Arena - Eugene, Ore.



Period 4

Starters:

Washington: 4 MELGOZA, AMBER; 24 MOSER, JENNA; 35 GRIGGSBY, ALEXIS; 44 PETERSON, MISSY; 53 REES, DARCY;

Oregon: 0 SABALLY, SATOU; 5 CAZORLA, MAITE; 20 IONESCU, SABRINA; 21 BOLEY, ERIN; 24 HEBARD, RUTHY;

Time	VISITORS: Washington	Score	Margin	HOME: Oregon
09:36	GOOD! 3PTR by GRIGGSBY, ALEXIS	58-54	H 4	
09:21		61-54	H 7	GOOD! 3PTR by CAZORLA, MAITE
09:08	GOOD! LAYUP by REES, DARCY	61-56	H 5	
08:26		63-56	H 7	GOOD! LAYUP by HEBARD, RUTHY
08:07	GOOD! LAYUP by REES, DARCY	63-58	H 5	
07:47		66-58	H 8	GOOD! 3PTR by BOLEY, ERIN
07:30	GOOD! LAYUP by GRIGGSBY, ALEXIS	66-60	H 6	
06:52	GOOD! LAYUP by MELGOZA, AMBER	66-62	H 4	
06:23	GOOD! LAYUP by MELGOZA, AMBER	66-64	H 2	
06:23	GOOD! FT by MELGOZA, AMBER	66-65	H 1	
05:20		68-65	H 3	GOOD! LAYUP by HEBARD, RUTHY
04:49		69-65	H 4	GOOD! FT by HEBARD, RUTHY
03:59		72-65	H 7	GOOD! 3PTR by BOLEY, ERIN
03:21		73-65	H 8	GOOD! FT by IONESCU, SABRINA
03:21		74-65	H 9	GOOD! FT by IONESCU, SABRINA
03:08	GOOD! JUMPER by MELGOZA, AMBER	74-67	H 7	
01:40		75-67	H 8	GOOD! FT by HEBARD, RUTHY
01:29		77-67	H 10	GOOD! JUMPER by IONESCU, SABRINA
01:11	GOOD! JUMPER by MELGOZA, AMBER	77-69	H 8	
00:45		80-69	H 11	GOOD! 3PTR by SABALLY, SATOU
00:31	GOOD! LAYUP by MOSER, JENNA	80-71	H 9	
00:30		81-71	H 10	GOOD! FT by IONESCU, SABRINA [FB]
00:30		82-71	H 11	GOOD! FT by IONESCU, SABRINA [FB]
00:20		83-71	H 12	GOOD! FT by SABALLY, SATOU [FB]
00:20		84-71	H 13	GOOD! FT by SABALLY, SATOU [FB]

Washington 71, Oregon 84

**Official Substitutions Log
Washington vs Oregon
Period 1
January 05, 2019 at Matthew Knight Arena - Eugene, Ore.**



VISITORS: Washington	Time	Score	HOME: Oregon
4 MELGOZA, AMBER			0 SABALLY, SATOU
24 MOSER, JENNA			5 CAZORLA, MAITE
35 GRIGGSBY, ALEXIS			20 IONESCU, SABRINA
44 PETERSON, MISSY			21 BOLEY, ERIN
53 REES, DARCY			24 HEBARD, RUTHY
SUB OUT: 53 REES, DARCY	07:55	2-7	
SUB IN: 1 JOHNSON, HANNAH	07:55		
SUB OUT: 44 PETERSON, MISSY	06:59	2-10	
SUB IN: 3 HENSON, MAI-LONI	06:59		
SUB OUT: 4 MELGOZA, AMBER	05:58	4-12	
SUB IN: 25 WATKINS, T. T.	05:58		
SUB OUT: 35 GRIGGSBY, ALEXIS	05:58		
SUB IN: 20 ROOKS, KHAYLA	05:58		
SUB OUT: 1 JOHNSON, HANNAH	04:38	6-18	
SUB IN: 15 VAN DYKE, HALEY	04:38		
SUB OUT: 3 HENSON, MAI-LONI	04:38		
SUB IN: 53 REES, DARCY	04:38		
	03:24	6-20	SUB OUT: SABALLY, SATOU
	03:24		SUB IN: CHAVEZ, TAYLOR
SUB OUT: 15 VAN DYKE, HALEY	03:24		
SUB IN: 4 MELGOZA, AMBER	03:24		
	02:13	6-20	SUB OUT: IONESCU, SABRINA
	02:13		SUB IN: GILDON, OTI
SUB OUT: 25 WATKINS, T. T.	02:13		
SUB IN: 1 JOHNSON, HANNAH	02:13		
SUB OUT: 53 REES, DARCY	02:13		
SUB IN: 3 HENSON, MAI-LONI	02:13		
SUB OUT: 24 MOSER, JENNA	02:13		
SUB IN: 35 GRIGGSBY, ALEXIS	02:13		
	00:14	11-23	SUB OUT: CAZORLA, MAITE
	00:14		SUB IN: SABALLY, SATOU
	00:14		SUB OUT: BOLEY, ERIN
	00:14		SUB IN: GIOMI, LYDIA
	00:14		SUB OUT: HEBARD, RUTHY
	00:14		SUB IN: IONESCU, SABRINA
SUB OUT: 1 JOHNSON, HANNAH	00:14		
SUB IN: 53 REES, DARCY	00:14		
SUB OUT: 20 ROOKS, KHAYLA	00:14		
SUB IN: 15 VAN DYKE, HALEY	00:14		

Washington 14, Oregon 23

**Official Substitutions Log
Washington vs Oregon
Period 2
January 05, 2019 at Matthew Knight Arena - Eugene, Ore.**



VISITORS: Washington	Time	Score	HOME: Oregon
4 MELGOZA, AMBER			0 SABALLY, SATOU
24 MOSER, JENNA			5 CAZORLA, MAITE
35 GRIGGSBY, ALEXIS			20 IONESCU, SABRINA
44 PETERSON, MISSY			21 BOLEY, ERIN
53 REES, DARCY			24 HEBARD, RUTHY
	09:11	16-23	SUB OUT: GIOMI, LYDIA
	09:11		SUB IN: BOLEY, ERIN
	07:41	21-23	SUB OUT: CHAVEZ, TAYLOR
	07:41		SUB IN: CAZORLA, MAITE
	07:41		SUB OUT: GILDON, OTI
	07:41		SUB IN: HEBARD, RUTHY
SUB OUT: 3 HENSON, MAI-LONI	07:06	24-25	
SUB IN: 25 WATKINS, T.T.	07:06		
SUB OUT: 15 VAN DYKE, HALEY	07:06		
SUB IN: 44 PETERSON, MISSY	07:06		
SUB OUT: 53 REES, DARCY	05:48	27-28	
SUB IN: 1 JOHNSON, HANNAH	05:48		
SUB OUT: 44 PETERSON, MISSY	05:26	27-28	
SUB IN: 24 MOSER, JENNA	05:26		
SUB OUT: 25 WATKINS, T.T.	04:47	27-28	
SUB IN: 20 ROOKS, KHAYLA	04:47		
SUB OUT: 20 ROOKS, KHAYLA	00:39	34-37	
SUB IN: 3 HENSON, MAI-LONI	00:39		
SUB OUT: 1 JOHNSON, HANNAH	00:39		
SUB IN: 53 REES, DARCY	00:39		

Washington 37, Oregon 38

**Official Substitutions Log
Washington vs Oregon
Period 3
January 05, 2019 at Matthew Knight Arena - Eugene, Ore.**



VISITORS: Washington	Time	Score	HOME: Oregon
4 MELGOZA, AMBER			0 SABALLY, SATOU
24 MOSER, JENNA			5 CAZORLA, MAITE
35 GRIGGSBY, ALEXIS			20 IONESCU, SABRINA
44 PETERSON, MISSY			21 BOLEY, ERIN
53 REES, DARCY			24 HEBARD, RUTHY
SUB OUT: 44 PETERSON, MISSY	07:31	41-41	
SUB IN: 3 HENSON, MAI-LONI	07:31		
SUB OUT: 3 HENSON, MAI-LONI	05:52	41-50	
SUB IN: 20 ROOKS, KHAYLA	05:52		
SUB OUT: 53 REES, DARCY	05:52		
SUB IN: 1 JOHNSON, HANNAH	05:52		
SUB OUT: 24 MOSER, JENNA	04:39	41-53	
SUB IN: 15 VAN DYKE, HALEY	04:39		
SUB OUT: 35 GRIGGSBY, ALEXIS	04:39		
SUB IN: 25 WATKINS, T.T.	04:39		
	03:30	44-55	SUB OUT: HEBARD, RUTHY
	03:30		SUB IN: GIOMI, LYDIA
	02:12	45-57	SUB OUT: BOLEY, ERIN
	02:12		SUB IN: CHAVEZ, TAYLOR
SUB OUT: 1 JOHNSON, HANNAH	02:12		
SUB IN: 24 MOSER, JENNA	02:12		
SUB OUT: 15 VAN DYKE, HALEY	02:12		
SUB IN: 53 REES, DARCY	02:12		
SUB OUT: 20 ROOKS, KHAYLA	02:12		
SUB IN: 35 GRIGGSBY, ALEXIS	02:12		
SUB OUT: 25 WATKINS, T.T.	02:12		
SUB IN: 44 PETERSON, MISSY	02:12		
	00:21	51-57	SUB OUT: GIOMI, LYDIA
	00:21		SUB IN: HEBARD, RUTHY
	00:21		SUB OUT: IONESCU, SABRINA
	00:21		SUB IN: GILDON, OTI
	00:04	51-58	SUB OUT: HEBARD, RUTHY
	00:04		SUB IN: IONESCU, SABRINA

Washington 51, Oregon 58

**Official Substitutions Log
Washington vs Oregon
Period 4
January 05, 2019 at Matthew Knight Arena - Eugene, Ore.**



VISITORS: Washington	Time	Score	HOME: Oregon
4 MELGOZA, AMBER			0 SABALLY, SATOU
24 MOSER, JENNA			5 CAZORLA, MAITE
35 GRIGGSBY, ALEXIS			20 IONESCU, SABRINA
44 PETERSON, MISSY			21 BOLEY, ERIN
53 REES, DARCY			24 HEBARD, RUTHY
	08:53	56-61	SUB OUT: GILDON, OTI
	08:53		SUB IN: HEBARD, RUTHY
	08:39	56-61	SUB OUT: CHAVEZ, TAYLOR
	08:39		SUB IN: BOLEY, ERIN
SUB OUT: 53 REES, DARCY	07:07	60-66	
SUB IN: 25 WATKINS, T. T.	07:07		
SUB OUT: 24 MOSER, JENNA	07:07		
SUB IN: 1 JOHNSON, HANNAH	07:07		
SUB OUT: 44 PETERSON, MISSY	07:07		
SUB IN: 3 HENSON, MAI-LONI	07:07		
SUB OUT: 1 JOHNSON, HANNAH	05:19	65-68	
SUB IN: 53 REES, DARCY	05:19		
SUB OUT: 25 WATKINS, T. T.	03:21	65-73	
SUB IN: 24 MOSER, JENNA	03:21		
SUB OUT: 3 HENSON, MAI-LONI	03:21		
SUB IN: 20 ROOKS, KHAYLA	03:21		
SUB OUT: 20 ROOKS, KHAYLA	03:06	67-74	
SUB IN: 25 WATKINS, T. T.	03:06		
SUB OUT: 24 MOSER, JENNA	02:22	67-74	
SUB IN: 20 ROOKS, KHAYLA	02:22		
SUB OUT: 25 WATKINS, T. T.	02:22		
SUB IN: 44 PETERSON, MISSY	02:22		
SUB OUT: 44 PETERSON, MISSY	02:22		
SUB IN: 24 MOSER, JENNA	02:22		
SUB OUT: 20 ROOKS, KHAYLA	00:31	71-80	
SUB IN: 3 HENSON, MAI-LONI	00:31		
SUB OUT: 35 GRIGGSBY, ALEXIS	00:31		
SUB IN: 25 WATKINS, T. T.	00:31		
SUB OUT: 25 WATKINS, T. T.	00:30	71-81	
SUB IN: 20 ROOKS, KHAYLA	00:30		
SUB OUT: 3 HENSON, MAI-LONI	00:30		
SUB IN: 35 GRIGGSBY, ALEXIS	00:30		

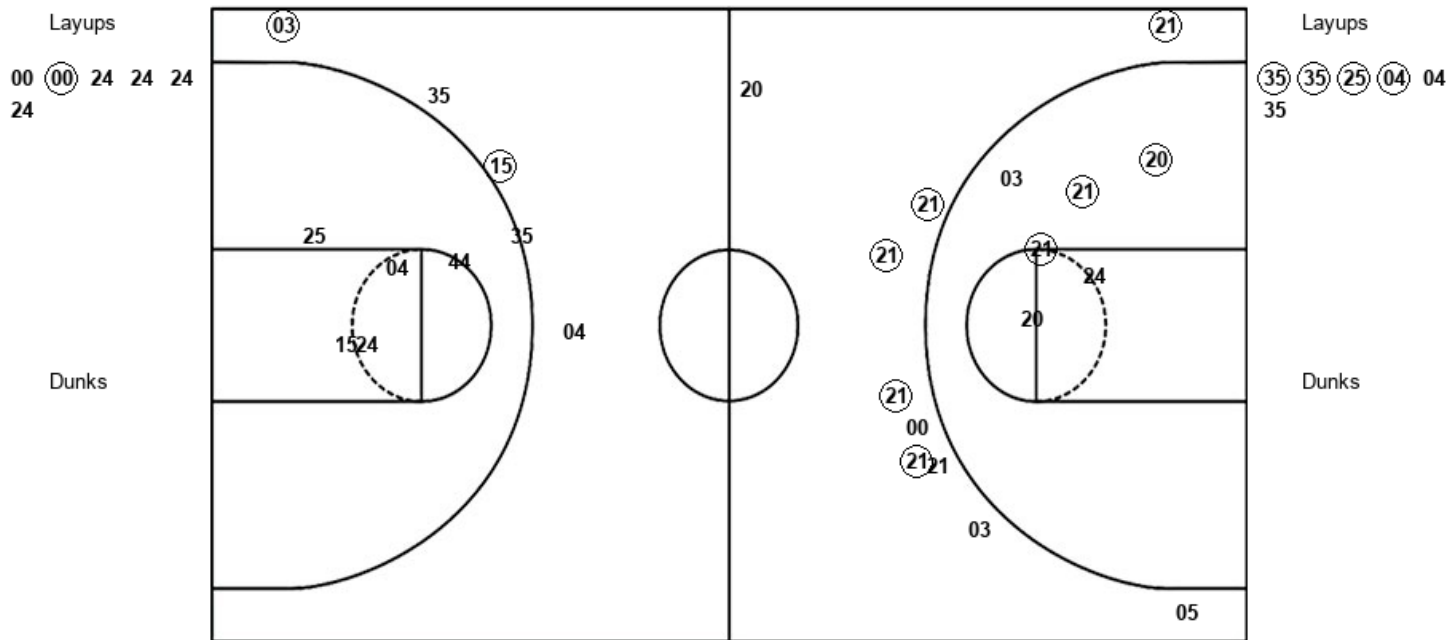
Washington 71, Oregon 84

Official Shot Chart
Washington vs Oregon
PERIOD 1 Shots
 January 05, 2019 at Matthew Knight Arena - Eugene, Ore.



Oregon

Washington



ORE : Period 1	Made	Att	Pct
Layups	1	6	16.7
Dunks	0	0	0
2PT Field Goals	4	12	33.3
3PT Field Goals	5	10	50.0
Total Field Goals	9	22	40.9

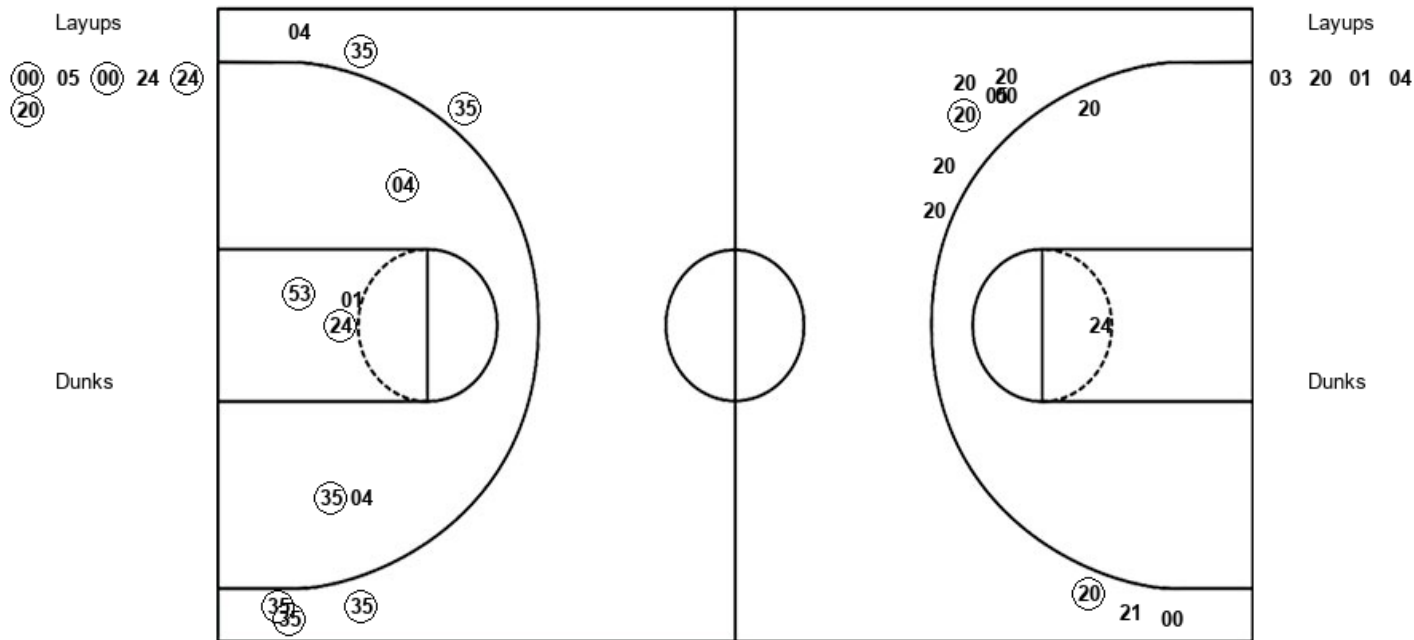
WSH : Period 1	Made	Att	Pct
Layups	4	6	66.7
Dunks	0	0	0
2PT Field Goals	4	11	36.4
3PT Field Goals	2	5	40.0
Total Field Goals	6	16	37.5

Official Shot Chart
Washington vs Oregon
PERIOD 2 Shots
 January 05, 2019 at Matthew Knight Arena - Eugene, Ore.



Oregon

Washington



ORE : Period 2	Made	Att	Pct
Layups	4	6	66.7
Dunks	0	0	0
2PT Field Goals	4	8	50.0
3PT Field Goals	2	10	20.0
Total Field Goals	6	18	33.3

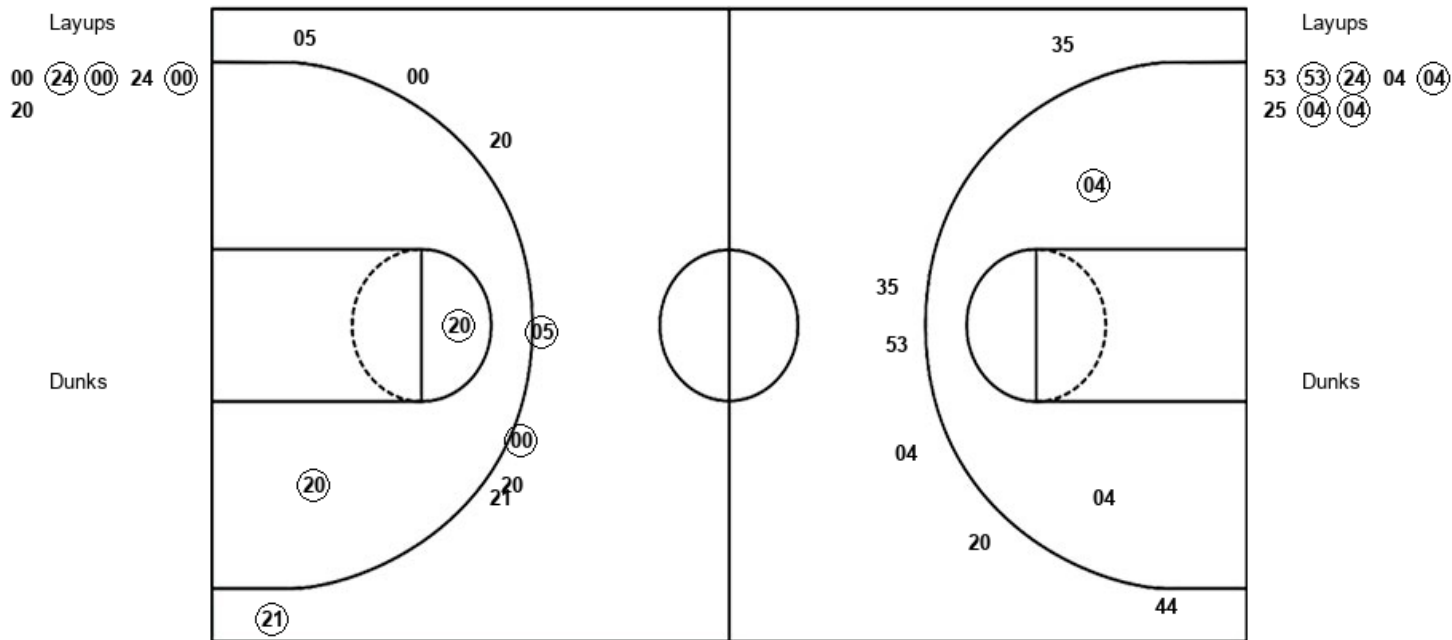
WSH : Period 2	Made	Att	Pct
Layups	0	4	00.0
Dunks	0	0	0
2PT Field Goals	4	10	40.0
3PT Field Goals	5	6	83.3
Total Field Goals	9	16	56.3

Official Shot Chart
Washington vs Oregon
PERIOD 3 Shots
 January 05, 2019 at Matthew Knight Arena - Eugene, Ore.



Oregon

Washington



ORE : Period 3	Made	Att	Pct
Layups	3	6	50.0
Dunks	0	0	0
2PT Field Goals	5	8	62.5
3PT Field Goals	3	8	37.5
Total Field Goals	8	16	50.0

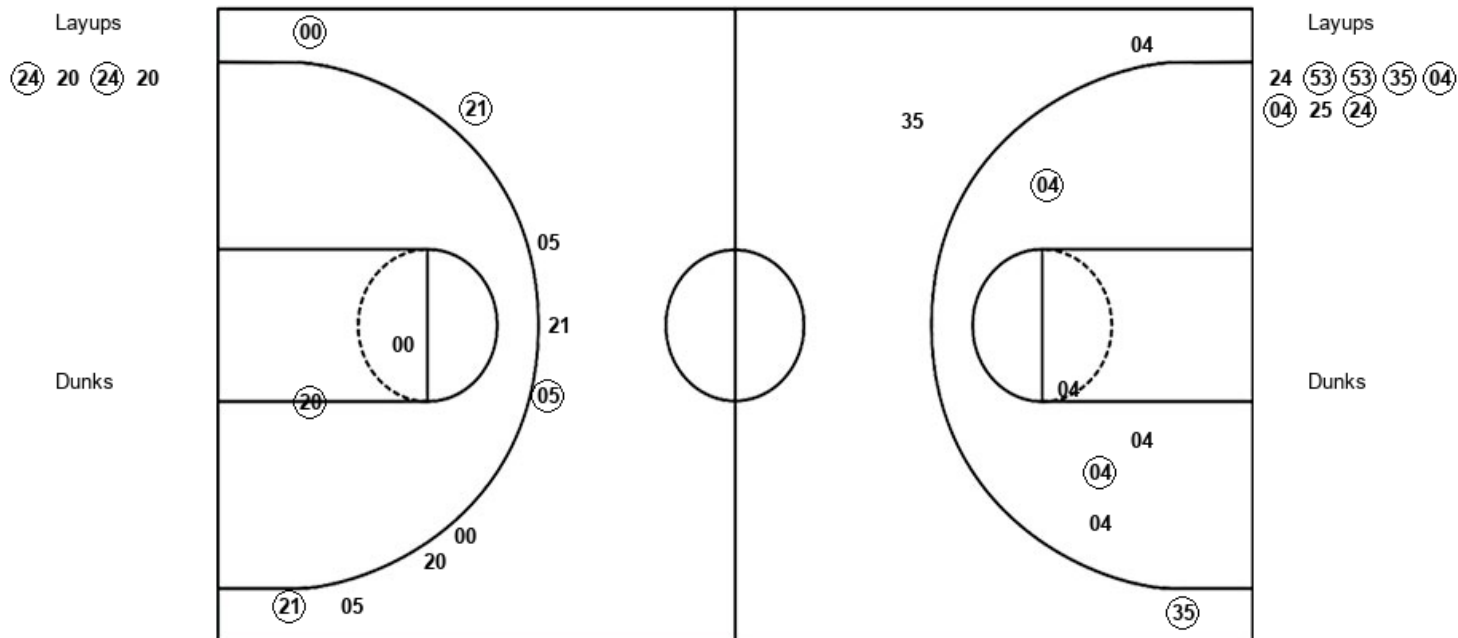
WSH : Period 3	Made	Att	Pct
Layups	5	8	62.5
Dunks	0	0	0
2PT Field Goals	6	10	60.0
3PT Field Goals	0	6	00.0
Total Field Goals	6	16	37.5

Official Shot Chart
Washington vs Oregon
PERIOD 4 Shots
 January 05, 2019 at Matthew Knight Arena - Eugene, Ore.



Oregon

Washington



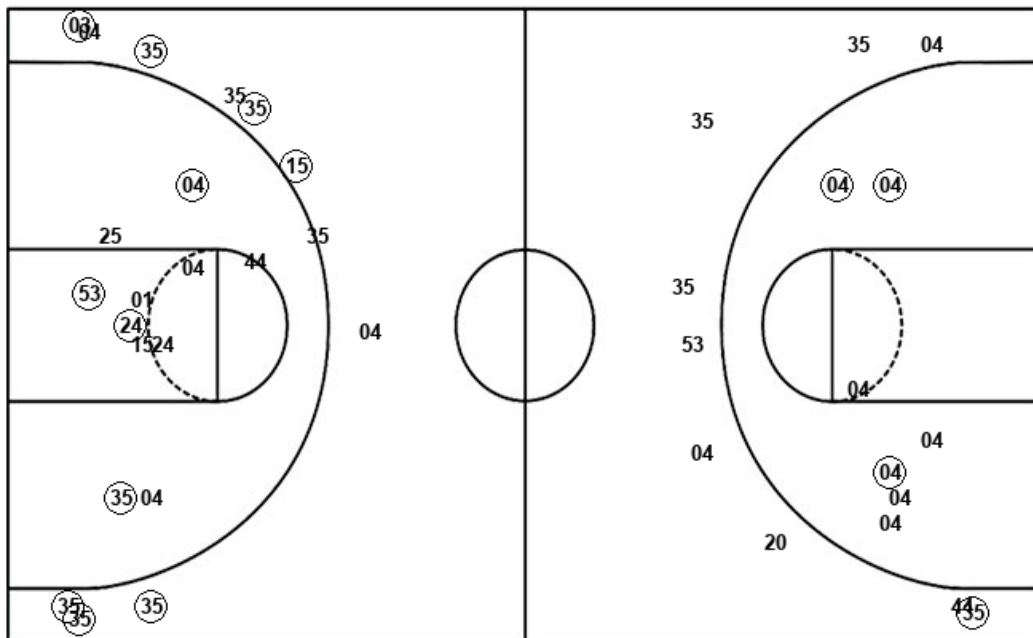
ORE : Period 4	Made	Att	Pct
Layups	2	4	50.0
Dunks	0	0	0
2PT Field Goals	3	6	50.0
3PT Field Goals	4	9	44.4
Total Field Goals	7	15	46.7

WSH : Period 4	Made	Att	Pct
Layups	6	8	75.0
Dunks	0	0	0
2PT Field Goals	8	13	61.5
3PT Field Goals	1	3	33.3
Total Field Goals	9	16	56.3

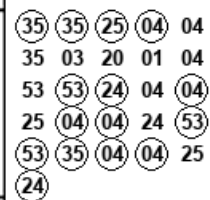
Official Shot Chart
 Washington vs Oregon
 Washington Team Shots
 January 05, 2019 at Matthew Knight Arena - Eugene, Ore.



Layups



Layups



Dunks

Dunks

WSH : Period 1	Made	Att	Pct
Layups	4	6	66.7
Dunks	0	0	0
2PT Field Goals	4	11	36.4
3PT Field Goals	2	5	40.0
Total Field Goals	6	16	37.5

WSH : Period 2	Made	Att	Pct
Layups	0	4	00.0
Dunks	0	0	0
2PT Field Goals	4	10	40.0
3PT Field Goals	5	6	83.3
Total Field Goals	9	16	56.3

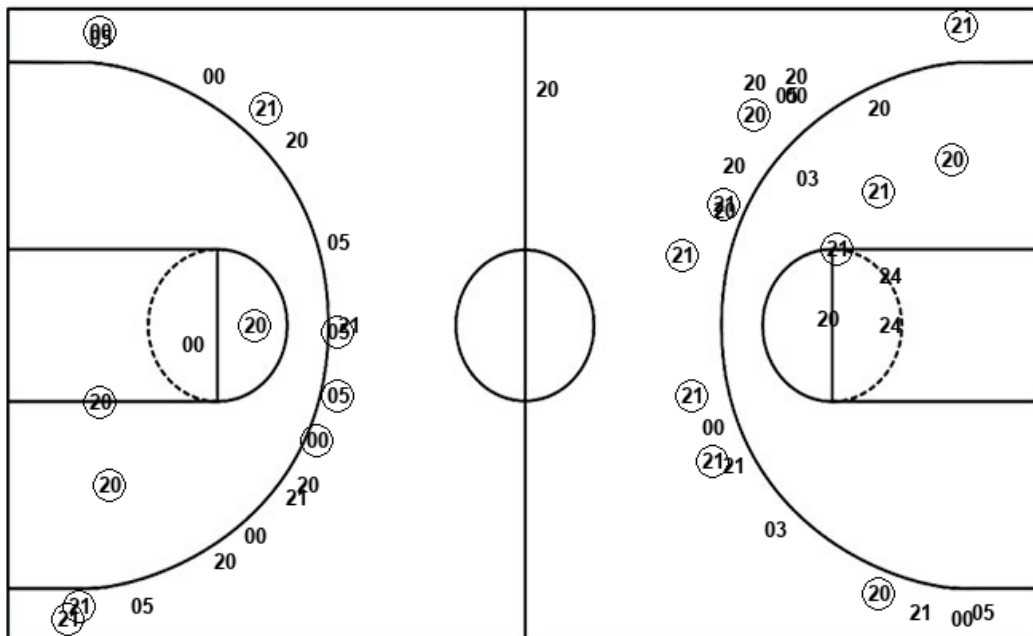
WSH : Period 3	Made	Att	Pct
Layups	5	8	62.5
Dunks	0	0	0
2PT Field Goals	6	10	60.0
3PT Field Goals	0	6	00.0
Total Field Goals	6	16	37.5

WSH : Period 4	Made	Att	Pct
Layups	6	8	75.0
Dunks	0	0	0
2PT Field Goals	8	13	61.5
3PT Field Goals	1	3	33.3
Total Field Goals	9	16	56.3

Official Shot Chart
Washington vs Oregon
Oregon Team Shots
January 05, 2019 at Matthew Knight Arena - Eugene, Ore.



Layups



Layups

00	00	24	24	24
24	00	05	00	24
24	20	00	24	00
24	00	20	24	20
24	20			

Dunks

Dunks

ORE : Period 1	Made	Att	Pct
Layups	1	6	16.7
Dunks	0	0	0
2PT Field Goals	4	12	33.3
3PT Field Goals	5	10	50.0
Total Field Goals	9	22	40.9

ORE : Period 2	Made	Att	Pct
Layups	4	6	66.7
Dunks	0	0	0
2PT Field Goals	4	8	50.0
3PT Field Goals	2	10	20.0
Total Field Goals	6	18	33.3

ORE : Period 3	Made	Att	Pct
Layups	3	6	50.0
Dunks	0	0	0
2PT Field Goals	5	8	62.5
3PT Field Goals	3	8	37.5
Total Field Goals	8	16	50.0

ORE : Period 4	Made	Att	Pct
Layups	2	4	50.0
Dunks	0	0	0
2PT Field Goals	3	6	50.0
3PT Field Goals	4	9	44.4
Total Field Goals	7	15	46.7