

FINAL SCORE



Red Team

39



Blue Team

33

October 14, 2018 • McKale Center

FINAL STATISTICS

Official Box Score
Red Team vs Blue Team
Game Totals -- Final Statistics
October 14, 2018 at McKale Center



Red Team 39

No.	Player	S	Pts	FG	3FG	FT	OR	DR	TR	PF	A	TO	Blk	Stl	Min	+/-
01	Doutrive, Devonaire		9	4-5	0-0	1-2	1	0	1	3	3	3	0	2	20	0
03	Smith, Dylan		2	1-8	0-5	0-0	0	2	2	1	4	2	1	1	23	0
10	Luther, Ryan		10	4-7	2-5	0-0	0	4	4	2	2	0	0	1	19	0
11	Lee, Ira		12	6-10	0-2	0-0	1	2	3	3	0	2	0	0	19	0
12	Coleman, Justin		3	1-4	1-3	0-0	1	3	4	0	1	1	0	0	23	0
50	Spence, Alec		0	0-0	0-0	0-0	0	2	2	0	0	1	0	0	3	0
54	Weyand, Matt		3	1-1	1-1	0-0	0	0	0	0	0	0	0	0	8	0
TOTALS			39	17-35	4-16	1-2	3	13	17	9	10	9	1	4	119	

Shooting By Period

Period	FG	FG%	3FG	3FG%	FT	FT%
1st Half	8-16	50%	2-8	25%	0-0	0%
2nd Half	9-19	47%	2-8	25%	1-2	50%
Game	17-35	48.6%	4-16	25.0%	1-2	50.0%

Deadball Rebounds: 0

Last FG: 2nd-00:02

Largest lead: By 6 at

Technical Fouls: None.

Blue Team 33

No.	Player	S	Pts	FG	3FG	FT	OR	DR	TR	PF	A	TO	Blk	Stl	Min	+/-
02	Williams, Brandon		6	2-4	1-2	1-2	0	0	0	1	2	3	0	1	20	0
04	Jeter, Chase		9	4-7	0-0	1-4	3	11	14	1	0	2	1	1	21	0
05	Randolph, Brandon		8	4-10	0-3	0-0	1	1	2	0	0	0	0	0	18	0
23	Barcello, Alex		2	1-3	0-0	0-0	0	0	0	3	1	0	0	0	22	0
24	Akot, Emmanuel		8	4-9	0-2	0-0	1	2	3	0	2	2	0	2	23	0
52	Jones, Kory		0	0-0	0-0	0-0	0	0	0	0	0	0	0	0	4	0
55	DesJardins, Jake		0	0-0	0-0	0-0	0	0	0	1	0	0	0	0	8	0
TOTALS			33	15-33	1-7	2-6	5	14	21	6	5	7	1	4	119	

Shooting By Period

Period	FG	FG%	3FG	3FG%	FT	FT%
1st Half	9-17	53%	1-2	50%	2-4	50%
2nd Half	6-16	38%	0-5	00%	0-2	00%
Game	15-33	45.5%	1-7	14.3%	2-6	33.3%

Deadball Rebounds: 0

Last FG: 2nd-00:35

Largest lead: By 5 at

Technical Fouls: None.

Game Notes:

Officials: Chris Rastatter, Shawn Lehigh, Marc A. Beasley

Attendance:

Start Time: 07:00 PM

Score	1st	2nd	TOT
Red	21	12	33
Blu	18	21	39

Red led for 8:50. Blu led for 11:12.
 Game was tied for 0:0.
 Times tied: 0 Lead Changes: 0

Points from	Red	Blu
In the Paint	24	22
Off Turns	10	10
2nd Chance	1	3
Fast Break	8	11
Bench	3	0

Official Box Score
Red Team vs Blue Team
First Half Statistics Only
October 14, 2018 at McKale Center



Red Team 18

No.	Player	S	Pts	FG	3FG	FT	OR	DR	TR	PF	A	TO	Blk	Stl	Min
01	Doutrive, Devonaire		4	2-2	0-0	0-0	0	0	0	2	1	2	0	1	10
03	Smith, Dylan		0	0-3	0-2	0-0	0	2	2	0	2	2	0	0	12
10	Luther, Ryan		5	2-3	1-2	0-0	0	1	1	1	1	0	0	0	9
11	Lee, Ira		6	3-5	0-2	0-0	1	0	1	1	0	2	0	0	9
12	Coleman, Justin		3	1-3	1-2	0-0	0	2	2	0	0	1	0	0	12
50	Spence, Alec		0	0-0	0-0	0-0	0	0	0	0	0	0	0	0	1
54	Weyand, Matt		0	0-0	0-0	0-0	0	0	0	0	0	0	0	0	4
TOTALS			18	8-16	2-8	0-0	1	5	7	4	4	7	0	1	60

Shooting By Period

Period	FG	FG%	3FG	3FG%	FT	FT%
1st Half	8-16	50%	2-8	25%	0-0	0%
Game	17-35	48.6%	4-16	25.0%	1-2	50.0%

Deadball Rebounds: 0
 Last FG Half: Red 2nd-00:02

Blue Team 21

No.	Player	S	Pts	FG	3FG	FT	OR	DR	TR	PF	A	TO	Blk	Stl	Min
02	Williams, Brandon		4	1-2	1-1	1-2	0	0	0	0	1	0	0	0	8
04	Jeter, Chase		5	2-4	0-0	1-2	1	6	7	1	0	1	1	1	10
05	Randolph, Brandon		4	2-3	0-1	0-0	0	0	0	0	0	0	0	0	8
23	Barcello, Alex		2	1-3	0-0	0-0	0	0	0	2	1	0	0	0	10
24	Akot, Emmanuel		6	3-5	0-0	0-0	1	1	2	0	1	1	0	2	12
52	Jones, Kory		0	0-0	0-0	0-0	0	0	0	0	0	0	0	0	3
55	DesJardins, Jake		0	0-0	0-0	0-0	0	0	0	1	0	0	0	0	6
TOTALS			21	9-17	1-2	2-4	2	7	9	4	3	2	1	3	60

Shooting By Period

Period	FG	FG%	3FG	3FG%	FT	FT%
1st Half	9-17	53%	1-2	50%	2-4	50%
Game	15-33	45.5%	1-7	14.3%	2-6	33.3%

Deadball Rebounds: 0
 Last FG Half: Blu 2nd-00:35

Game Notes:

Officials: Chris Rastatter, Shawn Lehigh, Marc A. Beasley
 Attendance:

Start Time: 07:00 PM

Score	1st	2nd	TOT
Red	21	12	33
Blu	18	21	39

Points from (This Period)	Red	Blu
In the Paint	12	12
Off Turns	2	8
2nd Chance	0	1
Fast Break	2	7
Bench	0	0

**Official Play-By-Play
Red Team vs Blue Team
First Half
October 14, 2018 at McKale Center**



Period 1

Starters:

Blue Team: 2 Williams, Brandon; 4 Jeter, Chase; 5 Randolph, Brandon; 23 Barcello, Alex; 24 Akot, Emmanuel ;

Red Team: 1 Doutrive, Devonaire; 3 Smith, Dylan; 10 Luther, Ryan; 11 Lee, Ira; 12 Coleman, Justin;

Time	VISITORS: Red Team	Score	Margin	HOME: Blue Team
11:32	MISSED 3PTR by	0-0	T	
11:26	REBOUND (OFF) by	0-0	T	
11:26	TURNOVER by	0-0	T	
11:26		0-0	T	STEAL by
10:55		0-0	T	MISSED JUMPER by
10:49	REBOUND (DEF) by	0-0	T	
10:44	GOOD! DUNK by	0-2	V 2	
10:44	ASSIST by	0-2	V 2	
10:25	FOUL by	0-2	V 2	
10:25		0-2	V 2	MISSED FT by
10:25		0-2	V 2	REBOUND (OFF) by
10:25		1-2	V 1	GOOD! FT by
10:20	TURNOVER by	1-2	V 1	
10:06		4-2	H 2	GOOD! 3PTR by
10:06		4-2	H 2	ASSIST by
09:46	MISSED 3PTR by	4-2	H 2	
09:42		4-2	H 2	REBOUND (DEF) by
09:36		4-2	H 2	MISSED LAYUP by
09:32	REBOUND (DEF) by	4-2	H 2	
09:23	GOOD! JUMPER by [PNT]	4-4	T	
09:23	ASSIST by	4-4	T	
08:59		6-4	H 2	GOOD! JUMPER by [PNT]
08:45	GOOD! DUNK by	6-6	T	
08:45	ASSIST by	6-6	T	
08:36	FOUL by [PNT]	6-6	T	
08:36		6-6	T	SUB OUT:
08:36		6-6	T	SUB IN:
08:25		6-6	T	MISSED 3PTR by
08:23	REBOUND (DEF) by	6-6	T	
08:16	TURNOVER by	6-6	T	
08:16		6-6	T	STEAL by
08:16		29-28	H 1	FOUL by
08:09		8-6	H 2	GOOD! LAYUP by [FB]
07:47	GOOD! 3PTR by	8-9	V 1	
07:29		8-9	V 1	FOUL by
07:29		8-9	V 1	SUB OUT:
07:29		8-9	V 1	SUB IN:
07:29	SUB OUT:	8-9	V 1	
07:29	SUB IN:	8-9	V 1	
07:18	GOOD! 3PTR by	8-12	V 4	
07:18	ASSIST by	8-12	V 4	
06:56		8-12	V 4	MISSED JUMPER by
06:51	REBOUND (DEF) by	8-12	V 4	
06:47	MISSED 3PTR by	8-12	V 4	
06:41		8-12	V 4	REBOUND (DEF) by
06:36		10-12	V 2	GOOD! LAYUP by
06:36		10-12	V 2	ASSIST by
06:13	GOOD! LAYUP by	10-14	V 4	
05:58		10-14	V 4	FOUL by
05:58		10-14	V 4	SUB OUT:
05:58		10-14	V 4	SUB IN:
05:58		10-14	V 4	SUB OUT:
05:58		10-14	V 4	SUB IN:
05:34	TURNOVER by	10-14	V 4	
05:10		12-14	V 2	GOOD! JUMPER by [PNT]
04:55	TURNOVER by [PNT]	12-14	V 2	
04:53		16-18	V 2	GOOD! LAYUP by [FB]
04:53	SUB OUT:	14-14	T	
04:53	SUB IN:	14-14	T	
04:53	GOOD! LAYUP by	16-18	V 2	
04:30	MISSED 3PTR by	14-14	T	
04:22		14-14	T	REBOUND (DEF) by
04:14		14-14	T	TURNOVER by
04:14	STEAL by	14-14	T	
04:14		16-18	V 2	MISSED LAYUP by
04:14		16-18	V 2	REBOUND (OFF) by
04:07	GOOD! DUNK by [FB]	14-16	V 2	
03:50		14-16	V 2	TURNOVER by
03:44	MISSED 3PTR by	14-16	V 2	
03:41		14-16	V 2	REBOUND (DEF) by

Time	VISITORS: Red Team	Score	Margin	HOME: Blue Team
03:32		16-16	T	GOOD! JUMPER by
03:16	TURNOVER by	16-16	T	
03:16		16-16	T	STEAL by
03:07		16-16	T	MISSED JUMPER by [PNT]
03:07		16-16	T	REBOUND (OFF) by
02:34	TIMEOUT MEDIA	16-16	T	
02:34		16-18	V 2	SUB OUT:
02:34		16-18	V 2	SUB IN:
02:34		16-18	V 2	SUB OUT:
02:34		16-18	V 2	SUB IN:
02:34	SUB OUT:	16-18	V 2	
02:34	SUB IN:	16-18	V 2	
02:34	SUB OUT:	16-18	V 2	
02:34	SUB IN:	16-18	V 2	
02:34	MISSED JUMPER by [PNT]	16-18	V 2	
02:34		16-18	V 2	REBOUND (DEF) by
02:34		16-18	V 2	MISSED JUMPER by
02:34	REBOUND (DEF) by	16-18	V 2	
02:34	MISSED 3PTR by	16-18	V 2	
02:34		16-18	V 2	REBOUND (DEF) by
02:34		20-18	H 2	MISSED FT by [FB]
02:34		20-18	H 2	REBOUND (OFF) by
02:34		21-18	H 3	GOOD! FT by [FB]
02:34	FOUL by	21-18	H 3	
01:28		18-18	T	GOOD! JUMPER by
01:28	MISSED JUMPER by [PNT]	18-18	T	
01:28		18-18	T	BLOCK by
01:28		18-18	T	REBOUND (DEF) by
01:25		20-18	H 2	GOOD! LAYUP by [FB]
01:25		20-18	H 2	ASSIST by
00:52	SUB OUT:	20-18	H 2	
00:52	SUB IN:	20-18	H 2	
00:33		20-18	H 2	FOUL by [PNT]
00:16	FOUL by	20-18	H 2	
00:16	TURNOVER by	20-18	H 2	
00:02		20-18	H 2	MISSED LAYUP by
00:00	REBOUND (DEF) by	20-18	H 2	

Red Team 18, Blue Team 21

Points from (This Period)	Red	Blu
In the Paint	12	12
Off Turns	2	8
2nd Chance	0	1
Fast Break	2	7
Bench	0	0

Official Box Score
Red Team vs Blue Team
Second Half Statistics Only
October 14, 2018 at McKale Center



Red Team 21

No.	Player	S	Pts	FG	3FG	FT	OR	DR	TR	PF	A	TO	Blk	Stl	Min
01	Doutrive, Devonaire		5	2-3	0-0	1-2	1	0	1	1	2	1	0	1	10
03	Smith, Dylan		2	1-5	0-3	0-0	0	0	0	1	2	0	1	1	11
10	Luther, Ryan		5	2-4	1-3	0-0	0	3	3	1	1	0	0	1	10
11	Lee, Ira		6	3-5	0-0	0-0	0	2	2	2	0	0	0	0	10
12	Coleman, Justin		0	0-1	0-1	0-0	1	1	2	0	1	0	0	0	11
50	Spence, Alec		0	0-0	0-0	0-0	0	2	2	0	0	1	0	0	1
54	Weyand, Matt		3	1-1	1-1	0-0	0	0	0	0	0	0	0	0	3
TOTALS			21	9-19	2-8	1-2	2	8	10	5	6	2	1	3	59

Shooting By Period

Period	FG	FG%	3FG	3FG%	FT	FT%
2nd Half	9-19	47%	2-8	25%	1-2	50%
Game	17-35	48.6%	4-16	25.0%	1-2	50.0%

Deadball Rebounds: 0
 Last FG Half: Red -

Blue Team 12

No.	Player	S	Pts	FG	3FG	FT	OR	DR	TR	PF	A	TO	Blk	Stl	Min
02	Williams, Brandon		2	1-2	0-1	0-0	0	0	0	1	1	3	0	1	11
04	Jeter, Chase		4	2-3	0-0	0-2	2	5	7	0	0	1	0	0	10
05	Randolph, Brandon		4	2-7	0-2	0-0	1	1	2	0	0	0	0	0	10
23	Barcello, Alex		0	0-0	0-0	0-0	0	0	0	1	0	0	0	0	11
24	Akot, Emmanuel		2	1-4	0-2	0-0	0	1	1	0	1	1	0	0	11
52	Jones, Kory		0	0-0	0-0	0-0	0	0	0	0	0	0	0	0	1
55	DesJardins, Jake		0	0-0	0-0	0-0	0	0	0	0	0	0	0	0	2
TOTALS			12	6-16	0-5	0-2	3	7	12	2	2	5	0	1	59

Shooting By Period

Period	FG	FG%	3FG	3FG%	FT	FT%
2nd Half	6-16	38%	0-5	00%	0-2	00%
Game	15-33	45.5%	1-7	14.3%	2-6	33.3%

Deadball Rebounds: 0
 Last FG Half: Blu -

Game Notes:

Officials: Chris Rastatter, Shawn Lehigh, Marc A. Beasley

Attendance:

Start Time: 07:00 PM

Score	1st	2nd	TOT
Red	21	12	33
Blu	18	21	39

Points from (This Period)	Red	Blu
In the Paint	12	10
Off Turns	8	2
2nd Chance	1	2
Fast Break	6	4
Bench	3	0

**Official Play-By-Play
Red Team vs Blue Team
Second Half
October 14, 2018 at McKale Center**



Period 2

Starters:

Blue Team: 2 Williams, Brandon; 4 Jeter, Chase; 5 Randolph, Brandon; 23 Barcello, Alex; 24 Akot, Emmanuel ;

Red Team: 1 Doutrive, Devonaire; 3 Smith, Dylan; 10 Luther, Ryan; 11 Lee, Ira; 12 Coleman, Justin;

Time	VISITORS: Red Team	Score	Margin	HOME: Blue Team
11:55	MISSED 3PTR by	21-18	H 3	
11:50		21-18	H 3	
11:28		21-18	H 3	REBOUND (DEF) by
				TURNOVER by
11:17	GOOD! LAYUP by	21-20	H 1	
11:17	ASSIST by	21-20	H 1	
10:52		21-20	H 1	
				MISSED LAYUP by
10:52	BLOCK by	21-20	H 1	
10:41		21-20	H 1	
				REBOUND (OFF) by
10:37		21-20	H 1	
				MISSED JUMPER by
10:28	REBOUND (DEF) by	21-20	H 1	
10:10	MISSED 3PTR by	21-20	H 1	
10:09		21-20	H 1	
				REBOUND (DEF) by
10:00		23-20	H 3	GOOD! JUMPER by
09:33	MISSED JUMPER by	23-20	H 3	
09:24		23-20	H 3	
				REBOUND (DEF) by
09:23	FOUL by	23-20	H 3	
09:23		23-20	H 3	
				MISSED 3PTR by
09:23	REBOUND (DEF) by	23-20	H 3	
09:23	MISSED JUMPER by	23-20	H 3	
09:23	REBOUND (OFF) by	23-20	H 3	
09:23	MISSED LAYUP by	23-20	H 3	
09:23		23-20	H 3	
				REBOUND (DEF) by
09:23		25-20	H 5	GOOD! LAYUP by [FB]
09:23		25-20	H 5	ASSIST by
07:57	GOOD! JUMPER by [PNT]	25-22	H 3	
07:57	ASSIST by	25-22	H 3	
07:45		27-22	H 5	
				GOOD! JUMPER by
07:30	GOOD! JUMPER by	27-24	H 3	
07:30	ASSIST by	27-24	H 3	
07:16	FOUL by [PNT]	27-24	H 3	
07:16	TIMEOUT MEDIA	27-24	H 3	
07:16		27-24	H 3	
				SUB OUT:
07:16		27-24	H 3	SUB IN:
07:16	SUB OUT:	27-24	H 3	
07:16	SUB IN:	27-24	H 3	
07:16	SUB OUT:	27-24	H 3	
07:16	SUB IN:	27-24	H 3	
06:59		27-24	H 3	
				MISSED 3PTR by
06:54	REBOUND (DEF) by	27-24	H 3	
06:43	MISSED JUMPER by [PNT]	27-24	H 3	
06:39		27-24	H 3	
				REBOUND (DEF) by
06:36		27-24	H 3	
				MISSED 3PTR by
06:31	REBOUND (DEF) by	27-24	H 3	
06:25	TURNOVER by	27-24	H 3	
06:25		27-24	H 3	
				STEAL by
06:17		27-24	H 3	
				MISSED JUMPER by [PNT]
06:13	REBOUND (DEF) by	27-24	H 3	
06:09	GOOD! 3PTR by	27-27	T	
06:09	ASSIST by	27-27	T	
05:42		27-27	T	
				TURNOVER by
05:37		27-27	T	SUB OUT:
05:37		27-27	T	SUB IN:
05:37		27-27	T	SUB OUT:
05:37		27-27	T	SUB IN:
05:37	SUB OUT:	27-27	T	
05:37	SUB IN:	27-27	T	
05:37	SUB OUT:	27-27	T	
05:37	SUB IN:	27-27	T	
05:29	MISSED 3PTR by	27-27	T	
05:22		27-27	T	
				REBOUND (DEF) by
05:15	FOUL by	27-27	T	
05:15		27-27	T	
				MISSED FT by [FB]
05:15		27-27	T	
				REBOUND (OFF) by
05:15		27-27	T	SUB OUT:
05:15		27-27	T	SUB IN:
05:15		27-27	T	
				MISSED FT by [FB]
05:15	REBOUND (DEF) by	27-27	T	
05:15	MISSED 3PTR by	27-27	T	
05:15	REBOUND (OFF) by	27-27	T	
05:15		27-27	T	
				FOUL by

Time	VISITORS: Red Team	Score	Margin	HOME: Blue Team
04:30	GOOD! FT by			
04:30		27-28	V 1	SUB OUT:
04:30		27-28	V 1	SUB IN:
04:30	MISSED FT by	27-28	V 1	
04:28		27-28	V 1	REBOUND (DEF) by
04:28		27-28	V 1	MISSED JUMPER by
04:28		27-28	V 1	REBOUND (OFF) by
04:28		27-28	V 1	MISSED JUMPER by [PNT]
04:28	REBOUND (DEF) by	27-28	V 1	
04:28	TURNOVER by	27-28	V 1	
04:28		29-28	H 1	GOOD! LAYUP by [FB]
04:28		29-28	H 1	ASSIST by
03:42		29-28	H 1	FOUL by [PNT]
03:42		29-28	H 1	SUB OUT:
03:42		29-28	H 1	SUB IN:
03:42	SUB OUT:	29-28	H 1	
03:42	SUB IN:	29-28	H 1	
03:20	MISSED 3PTR by	29-28	H 1	
03:19		29-28	H 1	REBOUND (DEF) by
03:10		29-28	H 1	MISSED 3PTR by
03:04	REBOUND (DEF) by	29-28	H 1	
02:52	MISSED 3PTR by	29-28	H 1	
02:51		29-28	H 1	REBOUND (DEF) by
02:51	FOUL by	29-28	H 1	
02:32		29-28	H 1	TURNOVER by
02:32	STEAL by	29-28	H 1	
02:25	GOOD! LAYUP by [FB]	29-30	V 1	
02:25	ASSIST by	29-30	V 1	
02:10		31-30	H 1	GOOD! LAYUP by
01:39	GOOD! JUMPER by [PNT]	31-32	V 1	
01:14	FOUL by	31-32	V 1	
01:10		31-32	V 1	TURNOVER by
01:10	STEAL by	31-32	V 1	
01:04	GOOD! LAYUP by [FB]	31-34	V 3	
00:44		31-34	V 3	MISSED 3PTR by
00:40		31-34	V 3	REBOUND (OFF) by
00:35		33-34	V 1	GOOD! LAYUP by
00:16	GOOD! 3PTR by	33-37	V 4	
00:16	ASSIST by	33-37	V 4	
00:13		33-37	V 4	TIMEOUT 30SEC
00:06		33-37	V 4	TURNOVER by
00:06	STEAL by	33-37	V 4	
00:02	GOOD! DUNK by [FB]	33-39	V 6	

Red Team 39, Blue Team 33

Points from (This Period)	Red	Blu
In the Paint	12	10
Off Turns	8	2
2nd Chance	1	2
Fast Break	6	4
Bench	3	0

Official Scoring/Possession Reference Chart
Red Team vs Blue Team
Period 1
October 14, 2018 at McKale Center



Period 1

Starters:

Blue Team: 2 Williams, Brandon; 4 Jeter, Chase; 5 Randolph, Brandon; 23 Barcello, Alex; 24 Akot, Emmanuel ;

Red Team: 1 Doutrive, Devonaire; 3 Smith, Dylan; 10 Luther, Ryan; 11 Lee, Ira; 12 Coleman, Justin;

Time	VISITORS: Red Team	Score	Margin	HOME: Blue Team
11:32	MISSED 3PTR by	0-0	T	
11:26	REBOUND (OFF) by	0-0	T	
11:26	TURNOVER by	0-0	T	
11:26		0-0	T	STEAL by
10:55		0-0	T	MISSED JUMPER by
10:49	REBOUND (DEF) by	0-0	T	
10:44	GOOD! DUNK by	0-2	V 2	
10:44	ASSIST by	0-2	V 2	
10:25	FOUL by	0-2	V 2	
10:25		0-2	V 2	MISSED FT by
10:25		0-2	V 2	REBOUND (OFF) by
10:25		1-2	V 1	GOOD! FT by
10:20	TURNOVER by	1-2	V 1	
10:06		4-2	H 2	GOOD! 3PTR by
10:06		4-2	H 2	ASSIST by
09:46	MISSED 3PTR by	4-2	H 2	
09:42		4-2	H 2	REBOUND (DEF) by
09:36		4-2	H 2	MISSED LAYUP by
09:32	REBOUND (DEF) by	4-2	H 2	
09:23	GOOD! JUMPER by [PNT]	4-4	T	
09:23	ASSIST by	4-4	T	
08:59		6-4	H 2	GOOD! JUMPER by [PNT]
08:45	GOOD! DUNK by	6-6	T	
08:45	ASSIST by	6-6	T	
08:36	FOUL by [PNT]	6-6	T	
08:36		6-6	T	SUB OUT:
08:36		6-6	T	SUB IN:
08:25		6-6	T	MISSED 3PTR by
08:23	REBOUND (DEF) by	6-6	T	
08:16	TURNOVER by	6-6	T	
08:16		6-6	T	STEAL by
08:16		29-28	H 1	FOUL by
08:09		8-6	H 2	GOOD! LAYUP by [FB]
07:47	GOOD! 3PTR by	8-9	V 1	
07:29		8-9	V 1	FOUL by
07:29		8-9	V 1	SUB OUT:
07:29		8-9	V 1	SUB IN:
07:29	SUB OUT:	8-9	V 1	
07:29	SUB IN:	8-9	V 1	
07:18	GOOD! 3PTR by	8-12	V 4	
07:18	ASSIST by	8-12	V 4	
06:56		8-12	V 4	MISSED JUMPER by
06:51	REBOUND (DEF) by	8-12	V 4	
06:47	MISSED 3PTR by	8-12	V 4	
06:41		8-12	V 4	REBOUND (DEF) by
06:36		10-12	V 2	GOOD! LAYUP by
06:36		10-12	V 2	ASSIST by
06:13	GOOD! LAYUP by	10-14	V 4	
05:58		10-14	V 4	FOUL by
05:58		10-14	V 4	SUB OUT:
05:58		10-14	V 4	SUB IN:
05:58		10-14	V 4	SUB OUT:

Time	VISITORS: Red Team	Score	Margin	HOME: Blue Team
05:58		10-14	V 4	SUB IN:
05:34	TURNOVER by	10-14	V 4	
05:10		12-14	V 2	GOOD! JUMPER by [PNT]
04:55	TURNOVER by [PNT]	12-14	V 2	
04:53		16-18	V 2	GOOD! LAYUP by [FB]
04:53	SUB OUT:	14-14	T	
04:53	SUB IN:	14-14	T	
04:53	GOOD! LAYUP by	16-18	V 2	
04:30	MISSED 3PTR by	14-14	T	
04:22		14-14	T	REBOUND (DEF) by
04:14		14-14	T	TURNOVER by
04:14	STEAL by	14-14	T	
04:14		16-18	V 2	MISSED LAYUP by
04:14		16-18	V 2	REBOUND (OFF) by
04:07	GOOD! DUNK by [FB]	14-16	V 2	
03:50		14-16	V 2	TURNOVER by
03:44	MISSED 3PTR by	14-16	V 2	
03:41		14-16	V 2	REBOUND (DEF) by
03:32		16-16	T	GOOD! JUMPER by
03:16	TURNOVER by	16-16	T	
03:16		16-16	T	STEAL by
03:07		16-16	T	MISSED JUMPER by [PNT]
03:07		16-16	T	REBOUND (OFF) by
02:34	TIMEOUT MEDIA	16-16	T	
02:34		16-18	V 2	SUB OUT:
02:34		16-18	V 2	SUB IN:
02:34		16-18	V 2	SUB OUT:
02:34		16-18	V 2	SUB IN:
02:34	SUB OUT:	16-18	V 2	
02:34	SUB IN:	16-18	V 2	
02:34	SUB OUT:	16-18	V 2	
02:34	SUB IN:	16-18	V 2	
02:34	MISSED JUMPER by [PNT]	16-18	V 2	
02:34		16-18	V 2	REBOUND (DEF) by
02:34		16-18	V 2	MISSED JUMPER by
02:34	REBOUND (DEF) by	16-18	V 2	
02:34	MISSED 3PTR by	16-18	V 2	
02:34		16-18	V 2	REBOUND (DEF) by
02:34		20-18	H 2	MISSED FT by [FB]
02:34		20-18	H 2	REBOUND (OFF) by
02:34		21-18	H 3	GOOD! FT by [FB]
02:34	FOUL by	21-18	H 3	
01:28		18-18	T	GOOD! JUMPER by
01:28	MISSED JUMPER by [PNT]	18-18	T	
01:28		18-18	T	BLOCK by
01:28		18-18	T	REBOUND (DEF) by
01:25		20-18	H 2	GOOD! LAYUP by [FB]
01:25		20-18	H 2	ASSIST by
00:52	SUB OUT:	20-18	H 2	
00:52	SUB IN:	20-18	H 2	
00:33		20-18	H 2	FOUL by [PNT]
00:16	FOUL by	20-18	H 2	
00:16	TURNOVER by	20-18	H 2	
00:02		20-18	H 2	MISSED LAYUP by
00:00	REBOUND (DEF) by	20-18	H 2	

Red Team 18, Blue Team 21

Official Scoring/Possession Reference Chart
Red Team vs Blue Team
Period 2
October 14, 2018 at McKale Center



Period 2

Starters:

Blue Team: 2 Williams, Brandon; 4 Jeter, Chase; 5 Randolph, Brandon; 23 Barcello, Alex; 24 Akot, Emmanuel ;

Red Team: 1 Doutrive, Devonaire; 3 Smith, Dylan; 10 Luther, Ryan; 11 Lee, Ira; 12 Coleman, Justin;

Time	VISITORS: Red Team	Score	Margin	HOME: Blue Team
11:55	MISSED 3PTR by	21-18	H 3	
11:50		21-18	H 3	REBOUND (DEF) by
11:28		21-18	H 3	TURNOVER by
11:17	GOOD! LAYUP by	21-20	H 1	
11:17	ASSIST by	21-20	H 1	
10:52		21-20	H 1	MISSED LAYUP by
10:52	BLOCK by	21-20	H 1	
10:41		21-20	H 1	REBOUND (OFF) by
10:37		21-20	H 1	MISSED JUMPER by
10:28	REBOUND (DEF) by	21-20	H 1	
10:10	MISSED 3PTR by	21-20	H 1	
10:09		21-20	H 1	REBOUND (DEF) by
10:00		23-20	H 3	GOOD! JUMPER by
09:33	MISSED JUMPER by	23-20	H 3	
09:24		23-20	H 3	REBOUND (DEF) by
09:23	FOUL by	23-20	H 3	
09:23		23-20	H 3	MISSED 3PTR by
09:23	REBOUND (DEF) by	23-20	H 3	
09:23	MISSED JUMPER by	23-20	H 3	
09:23	REBOUND (OFF) by	23-20	H 3	
09:23	MISSED LAYUP by	23-20	H 3	
09:23		23-20	H 3	REBOUND (DEF) by
09:23		25-20	H 5	GOOD! LAYUP by [FB]
09:23		25-20	H 5	ASSIST by
07:57	GOOD! JUMPER by [PNT]	25-22	H 3	
07:57	ASSIST by	25-22	H 3	
07:45		27-22	H 5	GOOD! JUMPER by
07:30	GOOD! JUMPER by	27-24	H 3	
07:30	ASSIST by	27-24	H 3	
07:16	FOUL by [PNT]	27-24	H 3	
07:16	TIMEOUT MEDIA	27-24	H 3	
07:16		27-24	H 3	SUB OUT:
07:16		27-24	H 3	SUB IN:
07:16	SUB OUT:	27-24	H 3	
07:16	SUB IN:	27-24	H 3	
07:16	SUB OUT:	27-24	H 3	
07:16	SUB IN:	27-24	H 3	
06:59		27-24	H 3	MISSED 3PTR by
06:54	REBOUND (DEF) by	27-24	H 3	
06:43	MISSED JUMPER by [PNT]	27-24	H 3	
06:39		27-24	H 3	REBOUND (DEF) by
06:36		27-24	H 3	MISSED 3PTR by
06:31	REBOUND (DEF) by	27-24	H 3	
06:25	TURNOVER by	27-24	H 3	
06:25		27-24	H 3	STEAL by
06:17		27-24	H 3	MISSED JUMPER by [PNT]
06:13	REBOUND (DEF) by	27-24	H 3	
06:09	GOOD! 3PTR by	27-27	T	
06:09	ASSIST by	27-27	T	
05:42		27-27	T	TURNOVER by
05:37		27-27	T	SUB OUT:
05:37		27-27	T	SUB IN:

Time	VISITORS: Red Team	Score	Margin	HOME: Blue Team
05:37		27-27	T	SUB OUT:
05:37		27-27	T	SUB IN:
05:37	SUB OUT:	27-27	T	
05:37	SUB IN:	27-27	T	
05:37	SUB OUT:	27-27	T	
05:37	SUB IN:	27-27	T	
05:29	MISSED 3PTR by	27-27	T	
05:22		27-27	T	REBOUND (DEF) by
05:15	FOUL by	27-27	T	
05:15		27-27	T	MISSED FT by [FB]
05:15		27-27	T	REBOUND (OFF) by
05:15		27-27	T	SUB OUT:
05:15		27-27	T	SUB IN:
05:15		27-27	T	MISSED FT by [FB]
05:15	REBOUND (DEF) by	27-27	T	
05:15	MISSED 3PTR by	27-27	T	
05:15	REBOUND (OFF) by	27-27	T	
05:15		27-27	T	FOUL by
04:30	GOOD! FT by	27-28	V 1	
04:30		27-28	V 1	SUB OUT:
04:30		27-28	V 1	SUB IN:
04:30	MISSED FT by	27-28	V 1	
04:28		27-28	V 1	REBOUND (DEF) by
04:28		27-28	V 1	MISSED JUMPER by
04:28		27-28	V 1	REBOUND (OFF) by
04:28		27-28	V 1	MISSED JUMPER by [PNT]
04:28	REBOUND (DEF) by	27-28	V 1	
04:28	TURNOVER by	27-28	V 1	
04:28		29-28	H 1	GOOD! LAYUP by [FB]
04:28		29-28	H 1	ASSIST by
03:42		29-28	H 1	FOUL by [PNT]
03:42		29-28	H 1	SUB OUT:
03:42		29-28	H 1	SUB IN:
03:42	SUB OUT:	29-28	H 1	
03:42	SUB IN:	29-28	H 1	
03:20	MISSED 3PTR by	29-28	H 1	
03:19		29-28	H 1	REBOUND (DEF) by
03:10		29-28	H 1	MISSED 3PTR by
03:04	REBOUND (DEF) by	29-28	H 1	
02:52	MISSED 3PTR by	29-28	H 1	
02:51		29-28	H 1	REBOUND (DEF) by
02:51	FOUL by	29-28	H 1	
02:32		29-28	H 1	TURNOVER by
02:32	STEAL by	29-28	H 1	
02:25	GOOD! LAYUP by [FB]	29-30	V 1	
02:25	ASSIST by	29-30	V 1	
02:10		31-30	H 1	GOOD! LAYUP by
01:39	GOOD! JUMPER by [PNT]	31-32	V 1	
01:14	FOUL by	31-32	V 1	
01:10		31-32	V 1	TURNOVER by
01:10	STEAL by	31-32	V 1	
01:04	GOOD! LAYUP by [FB]	31-34	V 3	
00:44		31-34	V 3	MISSED 3PTR by
00:40		31-34	V 3	REBOUND (OFF) by
00:35		33-34	V 1	GOOD! LAYUP by
00:16	GOOD! 3PTR by	33-37	V 4	
00:16	ASSIST by	33-37	V 4	
00:13		33-37	V 4	TIMEOUT 30SEC
00:06		33-37	V 4	TURNOVER by

Time	VISITORS: Red Team	Score	Margin	HOME: Blue Team
00:06	STEAL by	33-37	V 4	
00:02	GOOD! DUNK by [FB]	33-39	V 6	

Red Team 39, Blue Team 33

**Official Substitutions Log
Red Team vs Blue Team
Period 1
October 14, 2018 at McKale Center**



VISITORS: Red Team	Time	Score	HOME: Blue Team
1 Doutrive, Devonaire			2 Williams, Brandon
3 Smith, Dylan			4 Jeter, Chase
10 Luther, Ryan			5 Randolph, Brandon
11 Lee, Ira			23 Barcello, Alex
12 Coleman, Justin			24 Akot, Emmanuel
	08:36	6-6	SUB OUT:
	08:36		SUB IN:
	07:29	9-8	SUB OUT:
	07:29		SUB IN:
SUB OUT: 11	07:29		
SUB IN: 54	07:29		
	05:58	14-10	SUB OUT:
	05:58		SUB IN:
	05:58		SUB OUT:
	05:58		SUB IN:
SUB OUT: 10	04:53	18-16	
SUB IN: 11	04:53		
	02:34	16-16	SUB OUT:
	02:34		SUB IN:
	02:34		SUB OUT:
	02:34		SUB IN:
SUB OUT: 1	02:34		
SUB IN: 10	02:34		
SUB OUT: 54	02:34		
SUB IN: 50	02:34		
SUB OUT: 50	00:52	18-20	
SUB IN: 1	00:52		

Red Team 18, Blue Team 21

**Official Substitutions Log
Red Team vs Blue Team
Period 2
October 14, 2018 at McKale Center**



VISITORS: Red Team	Time	Score	HOME: Blue Team
1 Doutrive, Devonaire			2 Williams, Brandon
3 Smith, Dylan			4 Jeter, Chase
10 Luther, Ryan			5 Randolph, Brandon
11 Lee, Ira			23 Barcello, Alex
12 Coleman, Justin			24 Akot, Emmanuel
	07:16	24-27	SUB OUT:
	07:16		SUB IN:
SUB OUT: 1	07:16		
SUB IN: 54	07:16		
SUB OUT: 10	07:16		
SUB IN: 50	07:16		
	05:37	27-27	SUB OUT:
	05:37		SUB IN:
	05:37		SUB OUT:
	05:37		SUB IN:
SUB OUT: 11	05:37		
SUB IN: 1	05:37		
SUB OUT: 50	05:37		
SUB IN: 10	05:37		
	05:15	27-27	SUB OUT:
	05:15		SUB IN:
	04:30	28-27	SUB OUT:
	04:30		SUB IN:
	03:42	28-29	SUB OUT:
	03:42		SUB IN:
SUB OUT: 54	03:42		
SUB IN: 11	03:42		

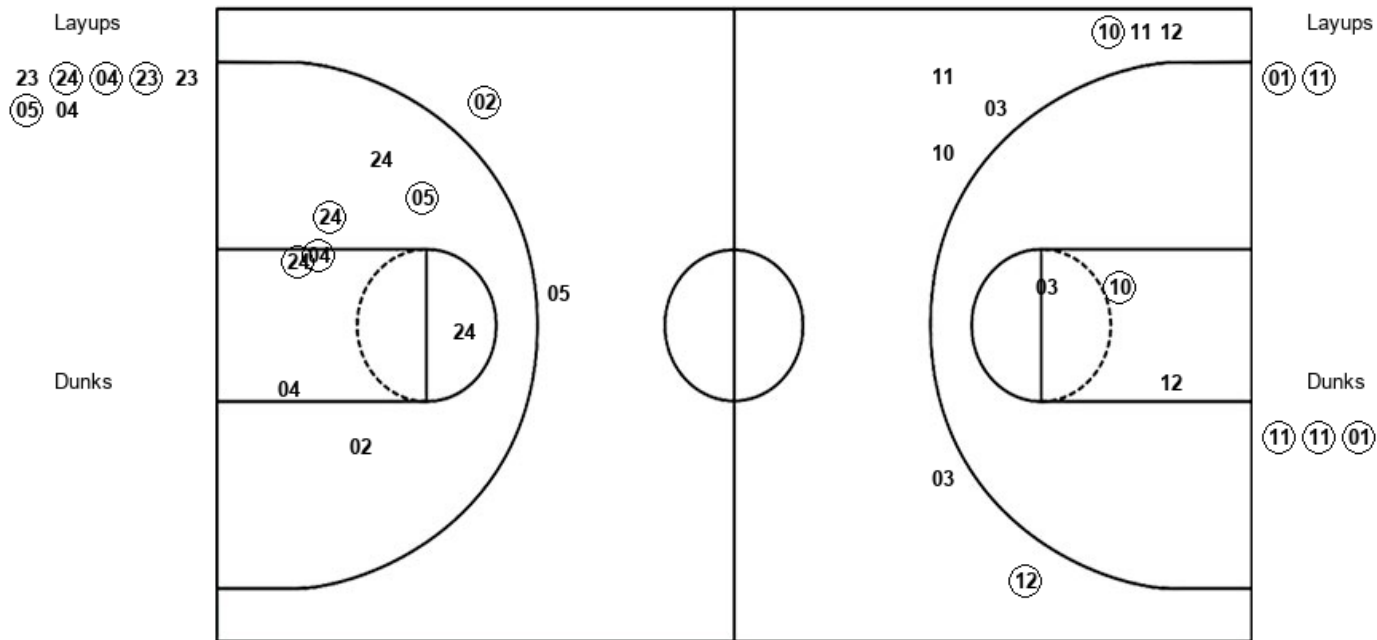
Red Team 39, Blue Team 33

Official Shot Chart
 Red Team vs Blue Team
 PERIOD 1 Shots
 October 14, 2018 at McKale Center



Blue Team

Red Team



Blu : Period 1	Made	Att	Pct
Layups	4	7	57.1
Dunks	0	0	0
2PT Field Goals	8	15	53.3
3PT Field Goals	1	2	50.0
Total Field Goals	9	17	52.9

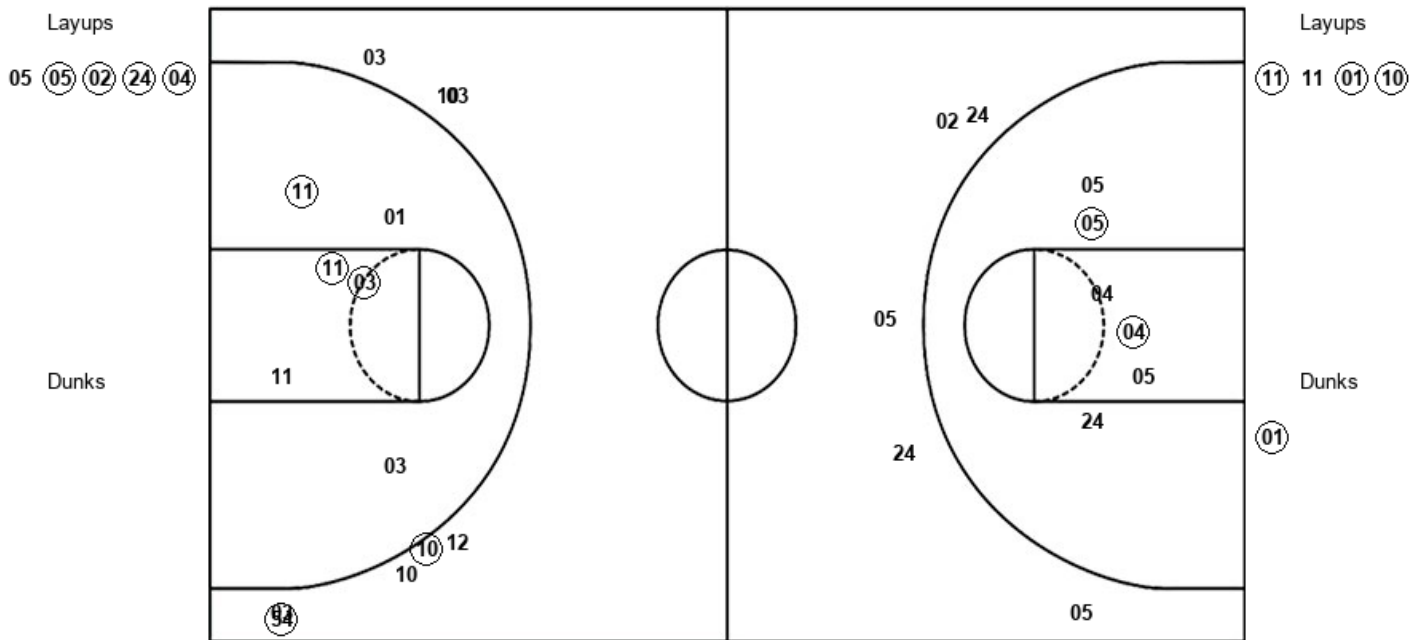
Red : Period 1	Made	Att	Pct
Layups	2	2	100.0
Dunks	3	3	100.0
2PT Field Goals	6	8	75.0
3PT Field Goals	2	8	25.0
Total Field Goals	8	16	50.0

Official Shot Chart
 Red Team vs Blue Team
 PERIOD 2 Shots
 October 14, 2018 at McKale Center



Blue Team

Red Team



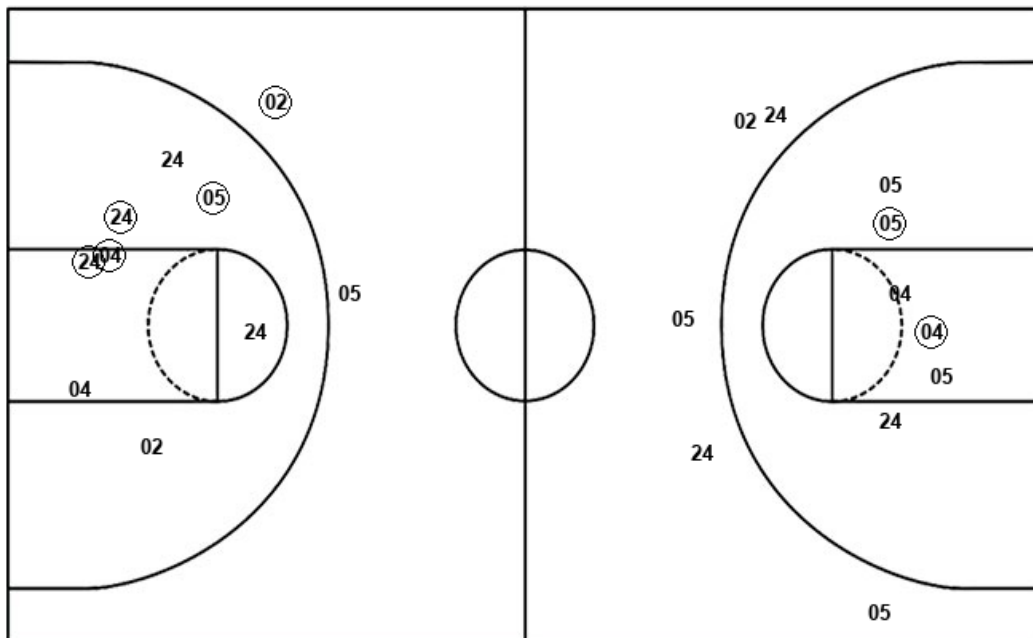
Blu : Period 2	Made	Att	Pct
Layups	4	5	80.0
Dunks	0	0	0
2PT Field Goals	6	11	54.5
3PT Field Goals	0	5	00.0
Total Field Goals	6	16	37.5

Red : Period 2	Made	Att	Pct
Layups	3	4	75.0
Dunks	1	1	100.0
2PT Field Goals	7	11	63.6
3PT Field Goals	2	8	25.0
Total Field Goals	9	19	47.4

Official Shot Chart
Red Team vs Blue Team
Blue Team Team Shots
 October 14, 2018 at McKale Center



Layups



Layups

23 (24) (04) (23) 23
 (05) 04 05 (05) (02)
 (24) (04)

Dunks

Dunks

Blu : Period 1	Made	Att	Pct
Layups	4	7	57.1
Dunks	0	0	0
2PT Field Goals	8	15	53.3
3PT Field Goals	1	2	50.0
Total Field Goals	9	17	52.9

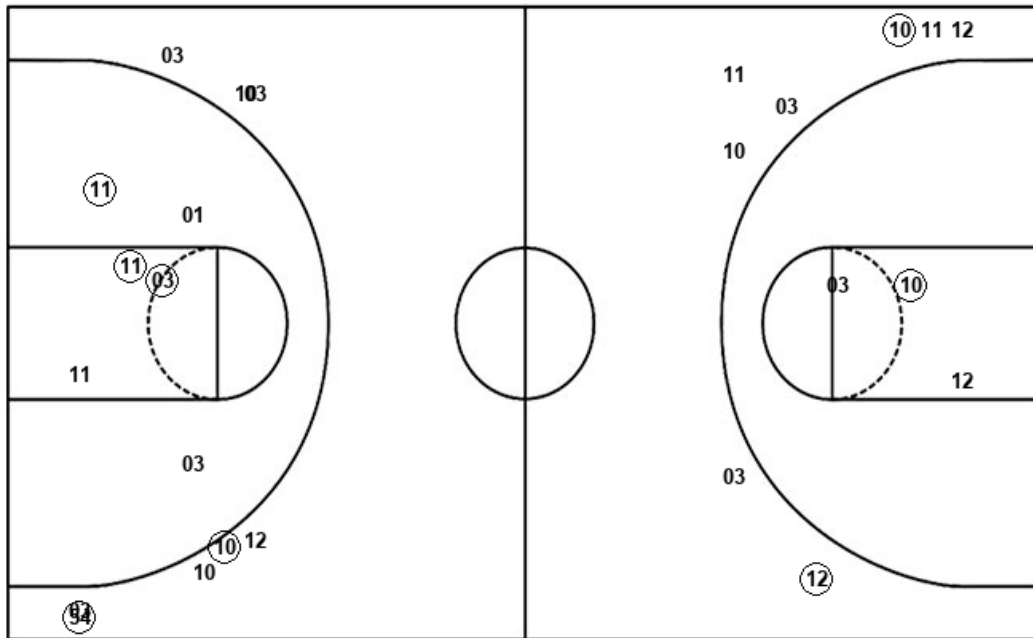
Blu : Period 2	Made	Att	Pct
Layups	4	5	80.0
Dunks	0	0	0
2PT Field Goals	6	11	54.5
3PT Field Goals	0	5	00.0
Total Field Goals	6	16	37.5

Official Shot Chart
Red Team vs Blue Team
Red Team Team Shots
October 14, 2018 at McKale Center



Layups

Dunks



Layups

Dunks

Red : Period 1	Made	Att	Pct
Layups	2	2	100.0
Dunks	3	3	100.0
2PT Field Goals	6	8	75.0
3PT Field Goals	2	8	25.0
Total Field Goals	8	16	50.0

Red : Period 2	Made	Att	Pct
Layups	3	4	75.0
Dunks	1	1	100.0
2PT Field Goals	7	11	63.6
3PT Field Goals	2	8	25.0
Total Field Goals	9	19	47.4