

## FINAL SCORE



**Little Rock**

**58**



**Arkansas St.**

**62**

February 23, 2019 • First National Bank Arena - Jonesboro, Arkansas

## FINAL STATISTICS

**Official Box Score**  
**Little Rock vs Arkansas St.**  
**Game Totals -- Final Statistics**  
**February 23, 2019 at First National Bank Arena - Jonesboro, Arkansas**



**Little Rock 58**

No.	Player	S	Pts	FG	3FG	FT	OR	DR	TR	PF	A	TO	Blk	Stl	Min	+/-
00	DEGRAY, RONJANAE		16	6-14	0-0	4-5	7	7	14	3	4	3	0	1	38	-1
12	CHASTAIN, SYDNEY		5	2-6	1-3	0-0	1	0	1	3	3	1	0	0	34	-10
13	WALKER, ANTWAINETTE		0	0-1	0-0	0-0	0	1	1	1	0	0	0	0	6	2
22	INKINA, YANINA		9	4-8	1-2	0-0	0	0	0	1	0	0	0	0	16	-8
35	BATTLE, TEAL		7	2-6	0-0	3-3	4	4	8	3	1	2	1	1	23	6
05	LASKER, TORI		3	1-4	0-2	1-2	0	1	1	1	3	1	0	0	26	7
23	COLLIER, KYRA		10	4-19	0-1	2-2	3	4	7	3	5	2	0	3	31	3
25	HURLBURT, ANNA		0	0-0	0-0	0-0	0	0	0	3	0	0	0	0	4	-3
30	DEGRAY, RAEYANA		8	3-8	0-0	2-3	2	2	4	2	0	0	0	0	23	-16
	TEAM						0	0	0	0		0				
<b>TOTALS</b>			<b>58</b>	<b>22-66</b>	<b>2-8</b>	<b>12-15</b>	<b>17</b>	<b>19</b>	<b>36</b>	<b>20</b>	<b>16</b>	<b>9</b>	<b>1</b>	<b>5</b>	<b>200</b>	

*Shooting By Period*

Period	FG	FG%	3FG	3FG%	FT	FT%
1st Qtr	7-15	47%	2-2	100%	2-2	100%
2nd Qtr	4-18	22%	0-2	00%	1-2	50%
3rd Qtr	6-14	43%	0-1	00%	3-3	100%
4th Qtr	5-19	26%	0-3	00%	6-8	75%
1st Half	11-33	33%	2-4	50%	3-4	75%
2nd Half	11-33	33%	0-4	00%	9-11	82%
<b>Game</b>	<b>22-66</b>	<b>33.3%</b>	<b>2-8</b>	<b>25.0%</b>	<b>12-15</b>	<b>80.0%</b>

*Last FG: 4th-01:34*  
*Biggest Run: 13-0*  
*Largest lead: By 5 at 4-04:02*  
*Technical Fouls: None.*

**Arkansas St. 62**

No.	Player	S	Pts	FG	3FG	FT	OR	DR	TR	PF	A	TO	Blk	Stl	Min	+/-
01	WASHINGTON, JIREH		16	5-12	0-0	6-9	3	6	9	0	3	1	0	0	33	11
03	WALLACE, MORGAN		6	3-8	0-1	0-0	2	7	9	2	2	2	0	0	37	8
10	WESTBROOK, AKASHA		16	6-9	0-0	4-4	1	5	6	3	1	0	0	0	35	12
11	PEEVY, LYCIA		0	0-1	0-1	0-0	0	1	1	0	1	1	0	0	18	5
35	MARTIN, PEYTON		18	6-11	0-0	6-8	1	4	5	3	1	1	1	1	28	-1
02	TAYLOR, STARR		0	0-0	0-0	0-0	0	0	0	0	0	1	0	0	9	-8
05	TENNISON, PAYTON		0	0-2	0-1	0-0	0	1	1	2	0	3	0	0	7	-2
24	ELDER, JORDAN		0	0-4	0-2	0-0	1	0	1	2	1	1	0	0	10	-14
44	JACKSON, TRINITEE		4	2-4	0-0	0-0	2	3	5	2	0	2	0	2	10	1
50	HECKERT, MADISON		2	1-2	0-1	0-0	0	1	1	3	0	0	0	0	13	8
	TEAM						3	0	3	0		2				
<b>TOTALS</b>			<b>62</b>	<b>23-53</b>	<b>0-6</b>	<b>16-21</b>	<b>13</b>	<b>28</b>	<b>41</b>	<b>17</b>	<b>9</b>	<b>14</b>	<b>1</b>	<b>3</b>	<b>200</b>	

*Shooting By Period*

Period	FG	FG%	3FG	3FG%	FT	FT%
1st Qtr	7-15	47%	0-1	00%	1-2	50%
2nd Qtr	6-14	43%	0-3	00%	4-5	80%
3rd Qtr	6-16	38%	0-2	00%	0-2	00%
4th Qtr	4-8	50%	0-0	0%	11-12	92%
1st Half	13-29	45%	0-4	00%	5-7	71%
2nd Half	10-24	42%	0-2	00%	11-14	79%
<b>Game</b>	<b>23-53</b>	<b>43.4%</b>	<b>0-6</b>	<b>00.0%</b>	<b>16-21</b>	<b>76.2%</b>

*Last FG: 4th-01:59*  
*Biggest Run: 12-0*  
*Largest lead: By 14 at 3-05:56*  
*Technical Fouls: None.*

Game Notes:

Officials: **Troy Winders, Angel Stanton, Nick Marshall**  
 Attendance: 871

Start Time: **2019-02-23 18:02:07**  
 End Time: **2019-02-23 19:52:52**  
 Game Duration: **110**  
 Conference Game;

Score	1st	2nd	3rd	4th	TOT
ULR	18	9	15	16	<b>58</b>
ASU	15	16	12	19	<b>62</b>

ULR led for 16:59. ASU led for 19:59.  
 Game was tied for 3:02.  
 Times tied: 9      Lead Changes: 11

Points from	ULR	ASU
In the Paint	26	40
Off Turns	13	6
2nd Chance	10	10
Fast Break	7	13
Bench	21	6

**Official Box Score**  
**Little Rock vs Arkansas St.**  
**First Half Statistics Only**  
**February 23, 2019 at First National Bank Arena - Jonesboro, Arkansas**



### Little Rock 27

No.	Player	S	Pts	FG	3FG	FT	OR	DR	TR	PF	A	TO	Blk	Stl	Min	+/-
00	DEGRAY, RONJANAE		0	0-5	0-0	0-0	2	5	7	1	4	2	0	1	18	-1
13	WALKER, ANTWAINETTE		0	0-1	0-0	0-0	0	0	0	1	0	0	0	0	3	-2
22	INKINA, YANINA		9	4-7	1-1	0-0	0	0	0	1	0	0	0	0	14	0
25	HURLBURT, ANNA		0	0-0	0-0	0-0	0	0	0	3	0	0	0	0	3	-3
30	DEGRAY, RAEYANA		6	2-6	0-0	2-3	2	2	4	0	0	0	0	0	14	-1
23	COLLIER, KYRA		2	1-4	0-0	0-0	1	2	3	1	2	2	0	2	11	1
35	BATTLE, TEAL		5	2-4	0-0	1-1	1	1	2	0	1	1	0	1	11	-7
12	CHASTAIN, SYDNEY		5	2-5	1-2	0-0	1	0	1	0	1	1	0	0	15	-8
05	LASKER, TORI		0	0-1	0-1	0-0	0	1	1	1	1	1	0	0	11	1
	TEAM		0	0-0	0-0	0-0	0	0	0	0	0	0	0	0	0	0
<b>TOTALS</b>			<b>27</b>	<b>11-33</b>	<b>2-4</b>	<b>3-4</b>	<b>7</b>	<b>11</b>	<b>18</b>	<b>8</b>	<b>9</b>	<b>7</b>	<b>0</b>	<b>4</b>	<b>100</b>	

*Shooting By Period*

Period	FG	FG%	3FG	3FG%	FT	FT%
1st Qtr	7-15	47%	2-2	100%	2-2	100%
2nd Qtr	4-18	22%	0-2	00%	1-2	50%
1st Half	11-33	33%	2-4	50%	3-4	75%
Game	22-66	33.3%	2-8	25.0%	12-15	80.0%

*Last FG Half: ULR 2nd-01:04*

### Arkansas St. 31

No.	Player	S	Pts	FG	3FG	FT	OR	DR	TR	PF	A	TO	Blk	Stl	Min	+/-
10	WESTBROOK, AKASHA		10	4-5	0-0	2-2	1	2	3	1	0	0	0	0	17	6
11	PEEVY, LYCIA		0	0-1	0-1	0-0	0	1	1	0	1	1	0	0	11	5
44	JACKSON, TRINITEE		4	2-3	0-0	0-0	2	3	5	1	0	2	0	2	8	6
24	ELDER, JORDAN		0	0-2	0-1	0-0	0	0	0	1	1	0	0	0	4	-1
35	MARTIN, PEYTON		6	3-5	0-0	0-0	0	2	2	2	0	1	0	1	11	-6
50	HECKERT, MADISON		2	1-1	0-0	0-0	0	0	0	0	0	0	0	0	5	2
01	WASHINGTON, JIREH		9	3-7	0-0	3-5	2	4	6	0	2	0	0	0	16	7
02	TAYLOR, STARR		0	0-0	0-0	0-0	0	0	0	0	0	1	0	0	7	-4
03	WALLACE, MORGAN		0	0-3	0-1	0-0	0	4	4	0	1	1	0	0	18	5
05	TENNISON, PAYTON		0	0-2	0-1	0-0	0	0	0	1	0	2	0	0	5	0
	TEAM		0	0-0	0-0	0-0	1	0	1	0	0	1	0	0	0	0
<b>TOTALS</b>			<b>31</b>	<b>13-29</b>	<b>0-4</b>	<b>5-7</b>	<b>6</b>	<b>16</b>	<b>22</b>	<b>6</b>	<b>5</b>	<b>9</b>	<b>0</b>	<b>3</b>	<b>100</b>	

*Shooting By Period*

Period	FG	FG%	3FG	3FG%	FT	FT%
1st Qtr	7-15	47%	0-1	00%	1-2	50%
2nd Qtr	6-14	43%	0-3	00%	4-5	80%
1st Half	13-29	45%	0-4	00%	5-7	71%
Game	23-53	43.4%	0-6	00.0%	16-21	76.2%

*Last FG Half: ASU 2nd-00:24*

*Game Notes:*

Officials: Troy Winders, Angel Stanton, Nick Marshall  
 Attendance: 871

Start Time: 2019-02-23 18:02:07  
 End Time: 2019-02-23 19:52:52  
 Game Duration: 110  
 Conference Game:

Score	1st	2nd	3rd	4th	TOT
ULR	18	9	15	16	<b>58</b>
ASU	15	16	12	19	<b>62</b>

Points from (This Period)	ULR	ASU
In the Paint	8	20
Off Turns	7	4
2nd Chance	4	6
Fast Break	6	3
Bench	8	6

**Official Box Score**  
**Little Rock vs Arkansas St.**  
**First Quarter Statistics Only**  
**February 23, 2019 at First National Bank Arena - Jonesboro, Arkansas**



**Little Rock 18**

No.	Player	S	Pts	FG	3FG	FT	OR	DR	TR	PF	A	TO	Blk	Stl	Min	+/-
00	DEGRAY, RONJANAE		0	0-3	0-0	0-0	1	2	3	0	4	1	0	1	9	4
12	CHASTAIN, SYDNEY		3	1-2	1-1	0-0	0	0	0	0	1	0	0	0	5	-2
13	WALKER, ANTWAINETTE		0	0-1	0-0	0-0	0	0	0	1	0	0	0	0	3	-2
22	INKINA, YANINA		9	4-5	1-1	0-0	0	0	0	0	0	0	0	0	9	4
35	BATTLE, TEAL		0	0-1	0-0	0-0	0	0	0	0	0	0	0	1	5	-2
05	LASKER, TORI		0	0-0	0-0	0-0	0	1	1	0	1	0	0	0	5	5
23	COLLIER, KYRA		2	1-2	0-0	0-0	1	1	2	1	1	1	0	2	7	5
25	HURLBURT, ANNA		0	0-0	0-0	0-0	0	0	0	2	0	0	0	0	1	-1
30	DEGRAY, RAEYANA		4	1-1	0-0	2-2	0	0	0	0	0	0	0	0	6	4
	TEAM						0	0	0	0		0				
<b>TOTALS</b>			<b>18</b>	<b>7-15</b>	<b>2-2</b>	<b>2-2</b>	<b>2</b>	<b>4</b>	<b>6</b>	<b>4</b>	<b>7</b>	<b>2</b>	<b>0</b>	<b>4</b>	<b>50</b>	

*Shooting By Period*

Period	FG	FG%	3FG	3FG%	FT	FT%
1st Qtr	7-15	47%	2-2	100%	2-2	100%
2nd Qtr	4-18	22%	0-2	00%	1-2	50%
1st Half	7-15	47%	2-2	100%	2-2	100%
1st Half	11-33	33%	2-4	50%	3-4	75%
Game	22-66	33.3%	2-8	25.0%	12-15	80.0%

**Arkansas St. 15**

No.	Player	S	Pts	FG	3FG	FT	OR	DR	TR	PF	A	TO	Blk	Stl	Min	+/-
01	WASHINGTON, JIREH		5	2-6	0-0	1-2	2	2	4	0	2	0	0	0	8	2
03	WALLACE, MORGAN		0	0-2	0-1	0-0	0	2	2	0	1	0	0	0	10	-3
10	WESTBROOK, AKASHA		2	1-1	0-0	0-0	0	0	0	1	0	0	0	0	7	-1
11	PEEVY, LYCIA		0	0-0	0-0	0-0	0	1	1	0	0	1	0	0	7	-1
35	MARTIN, PEYTON		6	3-5	0-0	0-0	0	1	1	1	0	1	0	1	9	-5
02	TAYLOR, STARR		0	0-0	0-0	0-0	0	0	0	0	0	1	0	0	2	-5
05	TENNISON, PAYTON		0	0-0	0-0	0-0	0	0	0	0	0	1	0	0	3	-2
24	ELDER, JORDAN		0	0-0	0-0	0-0	0	0	0	0	0	0	0	0	0	0
44	JACKSON, TRINITEE		2	1-1	0-0	0-0	1	0	1	0	0	0	0	0	1	2
50	HECKERT, MADISON		0	0-0	0-0	0-0	0	0	0	0	0	0	0	0	3	-2
	TEAM						1	0	1	0		1				
<b>TOTALS</b>			<b>15</b>	<b>7-15</b>	<b>0-1</b>	<b>1-2</b>	<b>4</b>	<b>6</b>	<b>10</b>	<b>2</b>	<b>3</b>	<b>5</b>	<b>0</b>	<b>1</b>	<b>50</b>	

*Shooting By Period*

Period	FG	FG%	3FG	3FG%	FT	FT%
1st Qtr	7-15	47%	0-1	00%	1-2	50%
2nd Qtr	6-14	43%	0-3	00%	4-5	80%
1st Half	7-15	47%	0-1	00%	1-2	50%
1st Half	13-29	45%	0-4	00%	5-7	71%
Game	23-53	43.4%	0-6	00.0%	16-21	76.2%

Game Notes:

Officials: Troy Winders, Angel Stanton, Nick Marshall  
 Attendance: 871

Start Time: 2019-02-23 18:02:07  
 End Time: 2019-02-23 19:52:52  
 Game Duration: 110  
 Conference Game;

Score	1st	2nd	3rd	4th	TOT
ULR	18	9	15	16	<b>58</b>
ASU	15	16	12	19	<b>62</b>

Points from (This Period)	ULR	ASU
In the Paint	4	12
Off Turns	5	2
2nd Chance	0	4
Fast Break	6	1
Bench	6	2

**Official Play-By-Play  
Little Rock vs Arkansas St.  
First Quarter**

**February 23, 2019 at First National Bank Arena - Jonesboro, Arkansas**



**Period 1**

**Starters:**

**Little Rock:** 00 DEGRAY, RONJANAE; 13 WALKER, ANTWAINETTE; 22 INKINA, YANINA; 35 BATTLE, TEAL; 12 CHASTAIN, SYDNEY;

**Arkansas St.:** 10 WESTBROOK, AKASHA; 11 PEEVY, LYCIA; 35 MARTIN, PEYTON; 1 WASHINGTON, JIREH; 3 WALLACE, MORGAN;

Time	VISITORS: Little Rock	Score	Margin	HOME: Arkansas St.
09:37				MISSED JUMPER by MARTIN, PEYTON
09:33	REBOUND (DEF) by DEGRAY, RONJANAE			
09:26	GOOD! JUMPER by INKINA, YANINA	0-2	V 2	
09:26	ASSIST by CHASTAIN, SYDNEY			
09:04				TURNOVER (LOSTBALL) by PEEVY, LYCIA
09:04	STEAL by DEGRAY, RONJANAE			
09:00	TURNOVER (TRAVEL) by DEGRAY, RONJANAE			
08:47				MISSED LAYUP by WASHINGTON, JIREH
08:43				REBOUND (OFF) by WASHINGTON, JIREH
08:43				MISSED LAYUP by WASHINGTON, JIREH
08:39				REBOUND (OFF) by WASHINGTON, JIREH
08:39				MISSED LAYUP by WASHINGTON, JIREH
08:39				REBOUND (OFF) by TEAM
08:31		2-2	T	GOOD! LAYUP by WASHINGTON, JIREH
08:14	MISSED LAYUP by WALKER, ANTWAINETTE			
08:11				REBOUND (DEF) by WALLACE, MORGAN
07:57		4-2	H 2	GOOD! LAYUP by WASHINGTON, JIREH [PNT]
07:44	MISSED JUMPER by DEGRAY, RONJANAE			
07:40				REBOUND (DEF) by PEEVY, LYCIA
07:27	FOUL (PERSONAL) by WALKER, ANTWAINETTE			
07:27	SUB OUT: WALKER, ANTWAINETTE			
07:27	SUB IN: COLLIER, KYRA			
07:19				TURNOVER (LOSTBALL) by MARTIN, PEYTON
07:19	STEAL by BATTLE, TEAL			
07:19				FOUL (PERSONAL) by MARTIN, PEYTON
07:04	GOOD! 3PTR by CHASTAIN, SYDNEY	4-5	V 1	
07:04	ASSIST by DEGRAY, RONJANAE			
06:35		6-5	H 1	GOOD! JUMPER by WESTBROOK, AKASHA
06:35				ASSIST by WASHINGTON, JIREH
06:18	MISSED JUMPER by DEGRAY, RONJANAE			
06:14	REBOUND (OFF) by DEGRAY, RONJANAE			
06:14	SUB OUT: BATTLE, TEAL			
06:14	SUB IN: DEGRAY, RAEYANA			
05:49	MISSED JUMPER by DEGRAY, RONJANAE			
05:45				REBOUND (DEF) by MARTIN, PEYTON
05:30		8-5	H 3	GOOD! JUMPER by MARTIN, PEYTON [PNT]
05:15	MISSED JUMPER by CHASTAIN, SYDNEY			
05:10				REBOUND (DEF) by WASHINGTON, JIREH
05:08	FOUL (PERSONAL) by COLLIER, KYRA			
05:08				MISSED FT by WASHINGTON, JIREH
05:08				REBOUND (OFF) by TEAM
05:08	SUB OUT: INKINA, YANINA			
05:08	SUB IN: BATTLE, TEAL			
05:08	SUB OUT: DEGRAY, RONJANAE			
05:08	SUB IN: HURLBURT, ANNA			
05:08		9-5	H 4	GOOD! FT by WASHINGTON, JIREH [FB]
05:08				SUB OUT: WASHINGTON, JIREH
05:08				SUB IN: TAYLOR, STARR
04:59				FOUL (PERSONAL) by WESTBROOK, AKASHA
04:59				
04:59	GOOD! FT by DEGRAY, RAEYANA	9-6	H 3	
04:59	GOOD! FT by DEGRAY, RAEYANA	9-7	H 2	
04:59	SUB OUT: BATTLE, TEAL			
04:59	SUB IN: DEGRAY, RONJANAE			
04:59	SUB OUT: CHASTAIN, SYDNEY			
04:59	SUB IN: LASKER, TORI			
04:42	FOUL (PERSONAL) by HURLBURT, ANNA			
04:40	FOUL (PERSONAL) by HURLBURT, ANNA			
04:40	SUB OUT: HURLBURT, ANNA			
04:40	SUB IN: INKINA, YANINA			
04:15				TURNOVER (LOSTBALL) by TAYLOR, STARR
04:15	STEAL by COLLIER, KYRA			
04:04	GOOD! JUMPER by INKINA, YANINA	9-9	T	
04:04	ASSIST by DEGRAY, RONJANAE			
03:42		11-9	H 2	GOOD! JUMPER by MARTIN, PEYTON [PNT]
03:42				ASSIST by WALLACE, MORGAN
03:25	GOOD! 3PTR by INKINA, YANINA	11-12	V 1	
03:25	ASSIST by DEGRAY, RONJANAE			
02:51				TURNOVER (SHOTCLOCK) by
02:51				SUB OUT: PEEVY, LYCIA

Time	VISITORS: Little Rock	Score	Margin	HOME: Arkansas St.
02:51				SUB IN: HECKERT, MADISON
02:51				SUB OUT: TAYLOR, STARR
02:51				SUB IN: TENNISON, PAYTON
02:51				SUB OUT: WESTBROOK, AKASHA
02:51				SUB IN: WASHINGTON, JIREH
02:41	MISSED JUMPER by INKINA, YANINA			
02:37				REBOUND (DEF) by WASHINGTON, JIREH
02:28		13-12	H 1	GOOD! LAYUP by MARTIN, PEYTON [PNT]
02:28				ASSIST by WASHINGTON, JIREH
02:13	TURNOVER (BADPASS) by COLLIER, KYRA			
02:13				STEAL by MARTIN, PEYTON
02:00				MISSED JUMPER by WASHINGTON, JIREH
01:56	REBOUND (DEF) by LASKER, TORI			
01:54	GOOD! JUMPER by COLLIER, KYRA [FB]	13-14	V 1	
01:54	ASSIST by LASKER, TORI			
01:30				MISSED JUMPER by MARTIN, PEYTON
01:27	REBOUND (DEF) by DEGRAY, RONJANAE			
01:24	GOOD! LAYUP by DEGRAY, RAEYANA [FB/PNT]	13-16	V 3	
01:24	ASSIST by DEGRAY, RONJANAE			
00:54				MISSED LAYUP by WALLACE, MORGAN
00:52	REBOUND (DEF) by COLLIER, KYRA			
00:48	GOOD! LAYUP by INKINA, YANINA [FB/PNT]	13-18	V 5	
00:48	ASSIST by COLLIER, KYRA			
00:48				TIMEOUT 30SEC
00:48				SUB OUT: MARTIN, PEYTON
00:48				SUB IN: JACKSON, TRINITEE
00:48	SUB OUT: DEGRAY, RONJANAE			
00:48	SUB IN: HURLBURT, ANNA			
00:48	SUB OUT: INKINA, YANINA			
00:48	SUB IN: BATTLE, TEAL			
00:29				TURNOVER (LOSTBALL) by TENNISON, PAYTON
00:29	STEAL by COLLIER, KYRA			
00:23	MISSED LAYUP by BATTLE, TEAL			
00:20	REBOUND (OFF) by COLLIER, KYRA			
00:19	MISSED LAYUP by COLLIER, KYRA			
00:17				REBOUND (DEF) by WALLACE, MORGAN
00:04				MISSED 3PTR by WALLACE, MORGAN
00:01				REBOUND (OFF) by JACKSON, TRINITEE
00:00		15-18	V 3	GOOD! LAYUP by JACKSON, TRINITEE

### Little Rock 18, Arkansas St. 15

Points from (This Period)	ULR	ASU
In the Paint	4	12
Off Turns	5	2
2nd Chance	0	4
Fast Break	6	1
Bench	6	2

**Official Box Score**  
**Little Rock vs Arkansas St.**  
**Second Quarter Statistics Only**  
**February 23, 2019 at First National Bank Arena - Jonesboro, Arkansas**



### Little Rock 9

No.	Player	S	Pts	FG	3FG	FT	OR	DR	TR	PF	A	TO	Blk	Stl	Min	+/-
00	DEGRAY, RONJANAE		0	0-2	0-0	0-0	1	3	4	1	0	1	0	0	9	-5
12	CHASTAIN, SYDNEY		2	1-3	0-1	0-0	1	0	1	0	0	1	0	0	10	-6
13	WALKER, ANTWAINETTE		0	0-0	0-0	0-0	0	0	0	0	0	0	0	0	0	0
22	INKINA, YANINA		0	0-2	0-0	0-0	0	0	0	1	0	0	0	0	5	-4
35	BATTLE, TEAL		5	2-3	0-0	1-1	1	1	2	0	1	1	0	0	6	-5
05	LASKER, TORI		0	0-1	0-1	0-0	0	0	0	1	0	1	0	0	6	-4
23	COLLIER, KYRA		0	0-2	0-0	0-0	0	1	1	0	1	1	0	0	4	-4
25	HURLBURT, ANNA		0	0-0	0-0	0-0	0	0	0	1	0	0	0	0	2	-2
30	DEGRAY, RAEYANA		2	1-5	0-0	0-1	2	2	4	0	0	0	0	0	8	-5
	TEAM						0	0	0	0		0				
<b>TOTALS</b>			<b>9</b>	<b>4-18</b>	<b>0-2</b>	<b>1-2</b>	<b>5</b>	<b>7</b>	<b>12</b>	<b>4</b>	<b>2</b>	<b>5</b>	<b>0</b>	<b>0</b>	<b>50</b>	

*Shooting By Period*

Period	FG	FG%	3FG	3FG%	FT	FT%
3rd Qtr	6-14	43%	0-1	00%	3-3	100%
4th Qtr	5-19	26%	0-3	00%	6-8	75%
2nd Half	4-18	22%	0-2	00%	1-2	50%
2nd Half	11-33	33%	0-4	00%	9-11	82%
Game	22-66	33.3%	2-8	25.0%	12-15	80.0%

### Arkansas St. 16

No.	Player	S	Pts	FG	3FG	FT	OR	DR	TR	PF	A	TO	Blk	Stl	Min	+/-
01	WASHINGTON, JIREH		4	1-1	0-0	2-3	0	2	2	0	0	0	0	0	8	5
03	WALLACE, MORGAN		0	0-1	0-0	0-0	0	2	2	0	0	1	0	0	8	8
10	WESTBROOK, AKASHA		8	3-4	0-0	2-2	1	2	3	0	0	0	0	0	10	7
11	PEEVY, LYCIA		0	0-1	0-1	0-0	0	0	0	0	1	0	0	0	4	6
35	MARTIN, PEYTON		0	0-0	0-0	0-0	0	1	1	1	0	0	0	0	2	-1
02	TAYLOR, STARR		0	0-0	0-0	0-0	0	0	0	0	0	0	0	0	5	1
05	TENNISON, PAYTON		0	0-2	0-1	0-0	0	0	0	1	0	1	0	0	2	2
24	ELDER, JORDAN		0	0-2	0-1	0-0	0	0	0	1	1	0	0	0	4	-1
44	JACKSON, TRINITEE		2	1-2	0-0	0-0	1	3	4	1	0	2	0	2	7	4
50	HECKERT, MADISON		2	1-1	0-0	0-0	0	0	0	0	0	0	0	0	2	4
	TEAM						0	0	0	0		0				
<b>TOTALS</b>			<b>16</b>	<b>6-14</b>	<b>0-3</b>	<b>4-5</b>	<b>2</b>	<b>10</b>	<b>12</b>	<b>4</b>	<b>2</b>	<b>4</b>	<b>0</b>	<b>2</b>	<b>50</b>	

*Shooting By Period*

Period	FG	FG%	3FG	3FG%	FT	FT%
3rd Qtr	6-16	38%	0-2	00%	0-2	00%
4th Qtr	4-8	50%	0-0	0%	11-12	92%
2nd Half	6-14	43%	0-3	00%	4-5	80%
2nd Half	10-24	42%	0-2	00%	11-14	79%
Game	23-53	43.4%	0-6	00.0%	16-21	76.2%

Game Notes:

Officials: **Troy Winders, Angel Stanton, Nick Marshall**  
Attendance: **871**

Start Time: **2019-02-23 18:02:07**  
End Time: **2019-02-23 19:52:52**  
Game Duration: **110**  
Conference Game;

Score	1st	2nd	3rd	4th	TOT
ULR	18	9	15	16	<b>58</b>
ASU	15	16	12	19	<b>62</b>

Points from (This Period)	ULR	ASU
In the Paint	4	8
Off Turns	2	2
2nd Chance	4	2
Fast Break	0	2
Bench	2	4

**Official Play-By-Play  
Little Rock vs Arkansas St.  
Second Quarter**

**February 23, 2019 at First National Bank Arena - Jonesboro, Arkansas**



**Period 2**

**Starters:**

**Little Rock:** 00 DEGRAY, RONJANAE; 13 WALKER, ANTWAINETTE; 22 INKINA, YANINA; 35 BATTLE, TEAL; 12 CHASTAIN, SYDNEY;

**Arkansas St.:** 10 WESTBROOK, AKASHA; 11 PEEVY, LYCIA; 35 MARTIN, PEYTON; 1 WASHINGTON, JIREH; 3 WALLACE, MORGAN;

Time	VISITORS: Little Rock	Score	Margin	HOME: Arkansas St.
09:53	FOUL (PERSONAL) by LASKER, TORI			
09:53		16-18	V 2	GOOD! FT by WASHINGTON, JIREH [FB]
09:53	SUB OUT: LASKER, TORI			
09:53	SUB IN: CHASTAIN, SYDNEY			
09:53		17-18	V 1	GOOD! FT by WASHINGTON, JIREH [FB]
09:43	TURNOVER (TRAVEL) by CHASTAIN, SYDNEY			
09:19				MISSED LAYUP by TENNISON, PAYTON
09:16	REBOUND (DEF) by DEGRAY, RONJANAE			
09:11	MISSED LAYUP by COLLIER, KYRA			
09:08				REBOUND (DEF) by JACKSON, TRINITEE
09:01				FOUL (OFF) by JACKSON, TRINITEE
09:01				TURNOVER (OFFENSIVE) by JACKSON, TRINITEE
09:01				SUB OUT: JACKSON, TRINITEE
09:01				SUB IN: MARTIN, PEYTON
08:43	MISSED 3PTR by CHASTAIN, SYDNEY			
08:39				REBOUND (DEF) by MARTIN, PEYTON
08:22				MISSED 3PTR by TENNISON, PAYTON
08:19	REBOUND (DEF) by COLLIER, KYRA			
08:08	MISSED JUMPER by COLLIER, KYRA			
08:04				REBOUND (DEF) by WASHINGTON, JIREH
08:02				FOUL (OFF) by TENNISON, PAYTON
08:02				TURNOVER (OFFENSIVE) by TENNISON, PAYTON
08:02				SUB OUT: TENNISON, PAYTON
08:02				SUB IN: ELDER, JORDAN
08:02	SUB OUT: COLLIER, KYRA			
08:02	SUB IN: LASKER, TORI			
07:39	MISSED JUMPER by DEGRAY, RONJANAE			
07:38	REBOUND (OFF) by DEGRAY, RAEYANA			
07:38	GOOD! LAYUP by DEGRAY, RAEYANA [PNT]	17-20	V 3	
07:38				FOUL (PERSONAL) by MARTIN, PEYTON
07:38	MISSED FT by DEGRAY, RAEYANA			
07:36	REBOUND (OFF) by DEGRAY, RONJANAE			
07:30	MISSED JUMPER by DEGRAY, RAEYANA			
07:27				REBOUND (DEF) by WESTBROOK, AKASHA
07:12	FOUL (PERSONAL) by DEGRAY, RONJANAE			
07:12		18-20	V 2	GOOD! FT by WESTBROOK, AKASHA
07:12				SUB OUT: MARTIN, PEYTON
07:12				SUB IN: JACKSON, TRINITEE
07:12		19-20	V 1	GOOD! FT by WESTBROOK, AKASHA
06:53	MISSED 3PTR by LASKER, TORI			
06:49	REBOUND (OFF) by CHASTAIN, SYDNEY			
06:38	MISSED LAYUP by CHASTAIN, SYDNEY			
06:35				REBOUND (DEF) by WASHINGTON, JIREH
06:13				TURNOVER (OTHER) by WALLACE, MORGAN
06:11				SUB OUT: WALLACE, MORGAN
06:11				SUB IN: TAYLOR, STARR
06:02	MISSED JUMPER by DEGRAY, RAEYANA			
06:01				REBOUND (DEF) by JACKSON, TRINITEE
06:01	SUB OUT: INKINA, YANINA			
06:01	SUB IN: BATTLE, TEAL			
05:44		21-20	H 1	GOOD! JUMPER by WESTBROOK, AKASHA
05:44				ASSIST by ELDER, JORDAN
05:34	GOOD! LAYUP by BATTLE, TEAL [PNT]	21-22	V 1	
05:34				FOUL (PERSONAL) by ELDER, JORDAN
05:34	GOOD! FT by BATTLE, TEAL	21-23	V 2	
05:17				MISSED LAYUP by JACKSON, TRINITEE
05:14	REBOUND (DEF) by DEGRAY, RONJANAE			
05:08	TURNOVER (TRAVEL) by BATTLE, TEAL			
04:45				MISSED 3PTR by ELDER, JORDAN
04:42	REBOUND (DEF) by BATTLE, TEAL			
04:20	MISSED JUMPER by DEGRAY, RAEYANA			
04:13	REBOUND (OFF) by DEGRAY, RAEYANA			
04:13	MISSED LAYUP by DEGRAY, RAEYANA			
04:12				REBOUND (DEF) by WESTBROOK, AKASHA
04:02				MISSED JUMPER by ELDER, JORDAN
04:00	REBOUND (DEF) by DEGRAY, RAEYANA			
03:55	TURNOVER (BADPASS) by LASKER, TORI			
03:55				SUB OUT: WASHINGTON, JIREH
03:55				SUB IN: WALLACE, MORGAN



Time	VISITORS: Little Rock	Score	Margin	HOME: Arkansas St.
03:55				SUB OUT: ELDER, JORDAN
03:55				SUB IN: PEEVY, LYCIA
03:55	SUB OUT: LASKER, TORI			
03:55	SUB IN: COLLIER, KYRA			
03:55	SUB OUT: DEGRAY, RAEYANA			
03:55	SUB IN: HURLBURT, ANNA			
03:41				TURNOVER (3SEC) by JACKSON, TRINITEE
03:28	TURNOVER (BADPASS) by COLLIER, KYRA			
03:28				STEAL by JACKSON, TRINITEE
03:19				MISSED 3PTR by PEEVY, LYCIA
03:14	REBOUND (DEF) by DEGRAY, RONJANAE			
03:12	TURNOVER (LOSTBALL) by DEGRAY, RONJANAE			
03:12				STEAL by JACKSON, TRINITEE
02:47		23-23	T	GOOD! JUMPER by WESTBROOK, AKASHA
02:34	GOOD! JUMPER by BATTLE, TEAL	23-25	V 2	
02:34	ASSIST by COLLIER, KYRA			
02:10				MISSED LAYUP by WESTBROOK, AKASHA
02:06				REBOUND (OFF) by JACKSON, TRINITEE
02:06		25-25	T	GOOD! LAYUP by JACKSON, TRINITEE
01:50	MISSED LAYUP by BATTLE, TEAL			
01:47				REBOUND (DEF) by JACKSON, TRINITEE
01:35	FOUL (PERSONAL) by HURLBURT, ANNA			
01:35				SUB OUT: TAYLOR, STARR
01:35				SUB IN: HECKERT, MADISON
01:35				SUB OUT: JACKSON, TRINITEE
01:35				SUB IN: WASHINGTON, JIREH
01:35	SUB OUT: COLLIER, KYRA			
01:35	SUB IN: DEGRAY, RAEYANA			
01:35	SUB OUT: HURLBURT, ANNA			
01:35	SUB IN: LASKER, TORI			
01:27		27-25	H 2	GOOD! LAYUP by HECKERT, MADISON [PNT]
01:27				ASSIST by PEEVY, LYCIA
01:11	MISSED LAYUP by DEGRAY, RONJANAE			
01:09	REBOUND (OFF) by BATTLE, TEAL			
01:09	SUB OUT: DEGRAY, RONJANAE			
01:09	SUB IN: INKINA, YANINA			
01:04	GOOD! JUMPER by CHASTAIN, SYDNEY	27-27	T	
01:04	ASSIST by BATTLE, TEAL			
00:48		29-27	H 2	GOOD! LAYUP by WASHINGTON, JIREH [PNT]
00:48	FOUL (PERSONAL) by INKINA, YANINA			
00:48				MISSED FT by WASHINGTON, JIREH
00:48	REBOUND (DEF) by DEGRAY, RAEYANA			
00:36	MISSED LAYUP by INKINA, YANINA			
00:33				REBOUND (DEF) by WALLACE, MORGAN
00:29				MISSED LAYUP by WALLACE, MORGAN
00:24		31-27	H 4	GOOD! LAYUP by WESTBROOK, AKASHA
00:24				REBOUND (OFF) by WESTBROOK, AKASHA
00:02	MISSED JUMPER by INKINA, YANINA			
00:00				REBOUND (DEF) by WALLACE, MORGAN

### Little Rock 27, Arkansas St. 31

Points from (This Period)	ULR	ASU
In the Paint	4	8
Off Turns	2	2
2nd Chance	4	2
Fast Break	0	2
Bench	2	4

**Official Box Score**  
**Little Rock vs Arkansas St.**  
**Second Half Statistics Only**  
**February 23, 2019 at First National Bank Arena - Jonesboro, Arkansas**



**Little Rock 31**

No.	Player	S	Pts	FG	3FG	FT	OR	DR	TR	PF	A	TO	Blk	Stl	Min	+/-
00	DEGRAY, RONJANAE		16	6-9	0-0	4-5	5	2	7	2	0	1	0	0	20	0
13	WALKER, ANTWAINETTE		0	0-0	0-0	0-0	0	1	1	0	0	0	0	0	4	4
22	INKINA, YANINA		0	0-1	0-1	0-0	0	0	0	0	0	0	0	0	2	-8
25	HURLBURT, ANNA		0	0-0	0-0	0-0	0	0	0	0	0	0	0	0	0	0
30	DEGRAY, RAEYANA		2	1-2	0-0	0-0	0	0	0	2	0	0	0	0	8	-15
23	COLLIER, KYRA		8	3-15	0-1	2-2	2	2	4	2	3	0	0	1	19	2
35	BATTLE, TEAL		2	0-2	0-0	2-2	3	3	6	3	0	1	1	0	13	13
12	CHASTAIN, SYDNEY		0	0-1	0-1	0-0	0	0	0	3	2	0	0	0	19	-2
05	LASKER, TORI		3	1-3	0-1	1-2	0	0	0	0	2	0	0	0	14	6
	TEAM		0	0-0	0-0	0-0	0	0	0	0	0	0	0	0	0	0
<b>TOTALS</b>			<b>31</b>	<b>11-33</b>	<b>0-4</b>	<b>9-11</b>	<b>10</b>	<b>8</b>	<b>18</b>	<b>12</b>	<b>7</b>	<b>2</b>	<b>1</b>	<b>1</b>	<b>100</b>	

*Shooting By Period*

Period	FG	FG%	3FG	3FG%	FT	FT%
3rd Qtr	6-14	43%	0-1	00%	3-3	100%
4th Qtr	5-19	26%	0-3	00%	6-8	75%
2nd Half	11-33	33%	0-4	00%	9-11	82%
Game	22-66	33.3%	2-8	25.0%	12-15	80.0%

*Last FG Half: ULR 4th-01:34*

**Arkansas St. 31**

No.	Player	S	Pts	FG	3FG	FT	OR	DR	TR	PF	A	TO	Blk	Stl	Min	+/-
10	WESTBROOK, AKASHA		6	2-4	0-0	2-2	0	3	3	2	1	0	0	0	17	6
11	PEEVY, LYCIA		0	0-0	0-0	0-0	0	0	0	0	0	0	0	0	7	0
44	JACKSON, TRINITEE		0	0-1	0-0	0-0	0	0	0	1	0	0	0	0	2	-5
24	ELDER, JORDAN		0	0-2	0-1	0-0	1	0	1	1	0	1	0	0	6	-13
35	MARTIN, PEYTON		12	3-6	0-0	6-8	1	2	3	1	1	0	1	0	18	5
50	HECKERT, MADISON		0	0-1	0-1	0-0	0	1	1	3	0	0	0	0	9	6
01	WASHINGTON, JIREH		7	2-5	0-0	3-4	1	2	3	0	1	1	0	0	18	4
02	TAYLOR, STARR		0	0-0	0-0	0-0	0	0	0	0	0	0	0	0	2	-4
03	WALLACE, MORGAN		6	3-5	0-0	0-0	2	3	5	2	1	1	0	0	19	3
05	TENNISON, PAYTON		0	0-0	0-0	0-0	0	1	1	1	0	1	0	0	3	-2
	TEAM		0	0-0	0-0	0-0	2	0	2	0	0	1	0	0	0	0
<b>TOTALS</b>			<b>31</b>	<b>10-24</b>	<b>0-2</b>	<b>11-14</b>	<b>7</b>	<b>12</b>	<b>19</b>	<b>11</b>	<b>4</b>	<b>5</b>	<b>1</b>	<b>0</b>	<b>100</b>	

*Shooting By Period*

Period	FG	FG%	3FG	3FG%	FT	FT%
3rd Qtr	6-16	38%	0-2	00%	0-2	00%
4th Qtr	4-8	50%	0-0	0%	11-12	92%
2nd Half	10-24	42%	0-2	00%	11-14	79%
Game	23-53	43.4%	0-6	00.0%	16-21	76.2%

*Last FG Half: ASU 4th-01:59*

Game Notes:

Officials: **Troy Winders, Angel Stanton, Nick Marshall**  
 Attendance: 871

Start Time: **2019-02-23 18:02:07**  
 End Time: **2019-02-23 19:52:52**  
 Game Duration: **110**  
 Conference Game;

Score	1st	2nd	3rd	4th	TOT
ULR	18	9	15	16	<b>58</b>
ASU	15	16	12	19	<b>62</b>

Points from (This Period)	ULR	ASU
In the Paint	18	20
Off Turns	6	2
2nd Chance	6	4
Fast Break	1	10
Bench	13	0

**Official Box Score**  
**Little Rock vs Arkansas St.**  
**Third Quarter Statistics Only**  
**February 23, 2019 at First National Bank Arena - Jonesboro, Arkansas**



**Little Rock 31**

No.	Player	S	Pts	FG	3FG	FT	OR	DR	TR	PF	A	TO	Blk	Stl	Min	+/-
00	DEGRAY, RONJANAE		9	4-5	0-0	1-1	2	2	4	1	0	1	0	0	10	3
12	CHASTAIN, SYDNEY		0	0-0	0-0	0-0	0	0	0	1	2	0	0	0	9	1
13	WALKER, ANTWAINETTE		0	0-0	0-0	0-0	0	1	1	0	0	0	0	0	3	6
22	INKINA, YANINA		0	0-1	0-1	0-0	0	0	0	0	0	0	0	0	2	-8
35	BATTLE, TEAL		2	0-1	0-0	2-2	1	2	3	1	0	1	1	1	7	11
05	LASKER, TORI		2	1-1	0-0	0-0	0	0	0	0	1	0	0	0	5	7
23	COLLIER, KYRA		2	1-6	0-0	0-0	0	0	0	1	2	0	0	0	9	5
25	HURLBURT, ANNA		0	0-0	0-0	0-0	0	0	0	0	0	0	0	0	0	0
30	DEGRAY, RAEYANA		0	0-0	0-0	0-0	0	0	0	0	0	0	0	0	4	-10
	TEAM						0	0	0	0		0				
<b>TOTALS</b>			<b>15</b>	<b>6-14</b>	<b>0-1</b>	<b>3-3</b>	<b>3</b>	<b>5</b>	<b>8</b>	<b>4</b>	<b>5</b>	<b>2</b>	<b>1</b>	<b>0</b>	<b>50</b>	

*Shooting By Period*

Period	FG	FG%	3FG	3FG%	FT	FT%
2nd Half	0-0	0%	0-0	0%	0-0	0%
Game	22-66	33.3%	2-8	25.0%	12-15	80.0%

**Arkansas St. 31**

No.	Player	S	Pts	FG	3FG	FT	OR	DR	TR	PF	A	TO	Blk	Stl	Min	+/-
01	WASHINGTON, JIREH		2	1-4	0-0	0-0	1	1	2	0	0	0	0	0	8	1
03	WALLACE, MORGAN		6	3-4	0-0	0-0	2	1	3	1	0	1	0	0	9	0
10	WESTBROOK, AKASHA		0	0-0	0-0	0-0	0	1	1	1	0	0	0	0	7	3
11	PEEVY, LYCIA		0	0-0	0-0	0-0	0	0	0	0	0	0	0	0	5	2
35	MARTIN, PEYTON		4	2-4	0-0	0-2	0	2	2	0	1	0	0	0	9	0
02	TAYLOR, STARR		0	0-0	0-0	0-0	0	0	0	0	0	0	0	0	2	-4
05	TENNISON, PAYTON		0	0-0	0-0	0-0	0	0	0	0	0	0	0	0	0	0
24	ELDER, JORDAN		0	0-2	0-1	0-0	1	0	1	1	0	1	0	0	6	-13
44	JACKSON, TRINITEE		0	0-1	0-0	0-0	0	0	0	1	0	0	0	0	1	-3
50	HECKERT, MADISON		0	0-1	0-1	0-0	0	0	0	2	0	0	0	0	3	-1
	TEAM						2	0	2	0		1				
<b>TOTALS</b>			<b>12</b>	<b>6-16</b>	<b>0-2</b>	<b>0-2</b>	<b>6</b>	<b>5</b>	<b>11</b>	<b>6</b>	<b>1</b>	<b>3</b>	<b>0</b>	<b>0</b>	<b>50</b>	

*Shooting By Period*

Period	FG	FG%	3FG	3FG%	FT	FT%
2nd Half	0-0	0%	0-0	0%	0-0	0%
Game	23-53	43.4%	0-6	00.0%	16-21	76.2%

*Game Notes:*

Officials: Troy Winders, Angel Stanton, Nick Marshall  
 Attendance: 871

Start Time: 2019-02-23 18:02:07  
 End Time: 2019-02-23 19:52:52  
 Game Duration: 110  
 Conference Game;

Score	1st	2nd	3rd	4th	TOT
ULR	18	9	15	16	<b>58</b>
ASU	15	16	12	19	<b>62</b>

Points from (This Period)	ULR	ASU
In the Paint	8	12
Off Turns	4	2
2nd Chance	3	2
Fast Break	0	2
Bench	4	0

**Official Play-By-Play  
Little Rock vs Arkansas St.  
Third Quarter**

**February 23, 2019 at First National Bank Arena - Jonesboro, Arkansas**



**Period 3**

**Starters:**

**Little Rock:** 00 DEGRAY, RONJANAE; 13 WALKER, ANTWAINETTE; 22 INKINA, YANINA; 35 BATTLE, TEAL; 12 CHASTAIN, SYDNEY;

**Arkansas St.:** 10 WESTBROOK, AKASHA; 11 PEEVY, LYCIA; 35 MARTIN, PEYTON; 1 WASHINGTON, JIREH; 3 WALLACE, MORGAN;

Time	VISITORS: Little Rock	Score	Margin	HOME: Arkansas St.
09:37		33-27	H 6	GOOD! LAYUP by WALLACE, MORGAN [PNT]
09:11				FOUL (PERSONAL) by WESTBROOK, AKASHA
09:11	SUB OUT: BATTLE, TEAL			
09:11	SUB IN: COLLIER, KYRA			
09:08	MISSED LAYUP by COLLIER, KYRA			
09:06				REBOUND (DEF) by WASHINGTON, JIREH
08:55		35-27	H 8	GOOD! LAYUP by WASHINGTON, JIREH [PNT]
08:24	MISSED 3PTR by INKINA, YANINA			
08:20				REBOUND (DEF) by MARTIN, PEYTON
08:17		37-27	H 10	GOOD! LAYUP by WALLACE, MORGAN [FB/PNT]
08:17				ASSIST by MARTIN, PEYTON
08:05	FOUL (OFF) by DEGRAY, RONJANAE			
08:05	TURNOVER (OFFENSIVE) by DEGRAY, RONJANAE			
07:47		39-27	H 12	GOOD! JUMPER by MARTIN, PEYTON [PNT]
07:37				SUB OUT: PEEVY, LYCIA
07:37				SUB IN: HECKERT, MADISON
07:37	SUB OUT: INKINA, YANINA			
07:37	SUB IN: LASKER, TORI			
07:25	GOOD! JUMPER by LASKER, TORI	39-29	H 10	
07:25	ASSIST by CHASTAIN, SYDNEY			
06:58				MISSED LAYUP by WASHINGTON, JIREH
06:53				REBOUND (OFF) by WALLACE, MORGAN
06:53		41-29	H 12	GOOD! LAYUP by WALLACE, MORGAN
06:46				FOUL (PERSONAL) by WALLACE, MORGAN
06:33	MISSED LAYUP by COLLIER, KYRA			
06:30	REBOUND (OFF) by DEGRAY, RONJANAE			
06:23	MISSED JUMPER by COLLIER, KYRA			
06:20				REBOUND (DEF) by MARTIN, PEYTON
05:56		43-29	H 14	GOOD! LAYUP by MARTIN, PEYTON
05:48	SUB OUT: DEGRAY, RAEYANA			
05:48	SUB IN: BATTLE, TEAL			
05:48				SUB OUT: WALLACE, MORGAN
05:48				SUB IN: ELDER, JORDAN
05:39	MISSED LAYUP by BATTLE, TEAL			
05:37	REBOUND (OFF) by DEGRAY, RONJANAE			
05:37	GOOD! LAYUP by DEGRAY, RONJANAE [PNT]	43-31	H 12	
05:37				FOUL (PERSONAL) by HECKERT, MADISON
05:37	GOOD! FT by DEGRAY, RONJANAE	43-32	H 11	
05:14				MISSED LAYUP by MARTIN, PEYTON
05:11				REBOUND (OFF) by ELDER, JORDAN
05:07				MISSED 3PTR by HECKERT, MADISON
05:07				REBOUND (OFF) by TEAM
05:07				TURNOVER (SHOTCLOCK) by
04:56				FOUL (PERSONAL) by HECKERT, MADISON
04:56				
04:56				SUB OUT: WASHINGTON, JIREH
04:56				SUB IN: JACKSON, TRINITEE
04:56				SUB OUT: MARTIN, PEYTON
04:56				SUB IN: TAYLOR, STARR
04:56				SUB OUT: HECKERT, MADISON
04:56				SUB IN: WALLACE, MORGAN
04:54	GOOD! JUMPER by COLLIER, KYRA	43-34	H 9	
04:54	ASSIST by LASKER, TORI			
04:34				MISSED LAYUP by JACKSON, TRINITEE
04:29	REBOUND (DEF) by DEGRAY, RONJANAE			
04:20	MISSED JUMPER by DEGRAY, RONJANAE			
04:16				REBOUND (DEF) by WESTBROOK, AKASHA
03:53	FOUL (PERSONAL) by CHASTAIN, SYDNEY			
03:49				MISSED JUMPER by ELDER, JORDAN
03:46				REBOUND (OFF) by WALLACE, MORGAN
03:45				MISSED LAYUP by WALLACE, MORGAN
03:42	REBOUND (DEF) by BATTLE, TEAL			
03:33				FOUL (PERSONAL) by JACKSON, TRINITEE
03:33	GOOD! FT by BATTLE, TEAL	43-35	H 8	
03:33				SUB OUT: JACKSON, TRINITEE
03:33				SUB IN: MARTIN, PEYTON
03:33	GOOD! FT by BATTLE, TEAL	43-36	H 7	
03:15				MISSED LAYUP by MARTIN, PEYTON
03:15	BLOCK by BATTLE, TEAL			
03:15				REBOUND (OFF) by TEAM

Time	VISITORS: Little Rock	Score	Margin	HOME: Arkansas St.
03:11	FOUL (PERSONAL) by BATTLE, TEAL			
03:11				MISSED FT by MARTIN, PEYTON
03:11				REBOUND (OFF) by TEAM
03:11				MISSED FT by MARTIN, PEYTON
03:10	REBOUND (DEF) by DEGRAY, RONJANAE			
02:58	MISSED JUMPER by COLLIER, KYRA			
02:57	REBOUND (OFF) by BATTLE, TEAL			
02:57	TURNOVER (TRAVEL) by BATTLE, TEAL			
02:57				SUB OUT: TAYLOR, STARR
02:57				SUB IN: WASHINGTON, JIREH
02:57				SUB OUT: WESTBROOK, AKASHA
02:57				SUB IN: PEEVY, LYCIA
02:57	SUB OUT: CHASTAIN, SYDNEY			
02:57	SUB IN: WALKER, ANTWAINETTE			
02:46				FOUL (OFF) by ELDER, JORDAN
02:46				TURNOVER (OFFENSIVE) by ELDER, JORDAN
02:29	GOOD! LAYUP by DEGRAY, RONJANAE	43-38	H 5	
02:29	ASSIST by COLLIER, KYRA			
02:10	FOUL (PERSONAL) by COLLIER, KYRA			
02:10	SUB OUT: LASKER, TORI			
02:10	SUB IN: CHASTAIN, SYDNEY			
01:50				MISSED LAYUP by WASHINGTON, JIREH
01:47	REBOUND (DEF) by WALKER, ANTWAINETTE			
01:36	GOOD! JUMPER by DEGRAY, RONJANAE [PNT]	43-40	H 3	
01:36	ASSIST by CHASTAIN, SYDNEY			
01:07				MISSED 3PTR by ELDER, JORDAN
01:04				REBOUND (OFF) by WASHINGTON, JIREH
01:03				MISSED LAYUP by WASHINGTON, JIREH
01:02	REBOUND (DEF) by BATTLE, TEAL			
00:46	GOOD! LAYUP by DEGRAY, RONJANAE [PNT]	43-42	H 1	
00:46	ASSIST by COLLIER, KYRA			
00:26				TURNOVER (LOSTBALL) by WALLACE, MORGAN
00:26				SUB OUT: PEEVY, LYCIA
00:26				SUB IN: WESTBROOK, AKASHA
00:02	MISSED JUMPER by COLLIER, KYRA			
00:00				REBOUND (DEF) by WALLACE, MORGAN

### Little Rock 42, Arkansas St. 43

Points from (This Period)	ULR	ASU
In the Paint	8	12
Off Turns	4	2
2nd Chance	3	2
Fast Break	0	2
Bench	4	0

**Official Box Score**  
**Little Rock vs Arkansas St.**  
**Fourth Quarter Statistics Only**  
**February 23, 2019 at First National Bank Arena - Jonesboro, Arkansas**



**Little Rock 16**

No.	Player	S	Pts	FG	3FG	FT	OR	DR	TR	PF	A	TO	Blk	Stl	Min	+/-
00	DEGRAY, RONJANAE		7	2-4	0-0	3-4	3	0	3	1	0	0	0	0	10	-3
12	CHASTAIN, SYDNEY		0	0-1	0-1	0-0	0	0	0	2	0	0	0	0	10	-3
13	WALKER, ANTWAINETTE		0	0-0	0-0	0-0	0	0	0	0	0	0	0	0	1	-2
22	INKINA, YANINA		0	0-0	0-0	0-0	0	0	0	0	0	0	0	0	0	0
35	BATTLE, TEAL		0	0-1	0-0	0-0	2	1	3	2	0	0	0	0	6	2
05	LASKER, TORI		1	0-2	0-1	1-2	0	0	0	0	1	0	0	0	9	-1
23	COLLIER, KYRA		6	2-9	0-1	2-2	2	2	4	1	1	0	0	1	10	-3
25	HURLBURT, ANNA		0	0-0	0-0	0-0	0	0	0	0	0	0	0	0	0	0
30	DEGRAY, RAEYANA		2	1-2	0-0	0-0	0	0	0	2	0	0	0	0	4	-5
	TEAM						0	0	0	0		0				
<b>TOTALS</b>			<b>16</b>	<b>5-19</b>	<b>0-3</b>	<b>6-8</b>	<b>7</b>	<b>3</b>	<b>10</b>	<b>8</b>	<b>2</b>	<b>0</b>	<b>0</b>	<b>1</b>	<b>50</b>	

*Shooting By Period*

Period	FG	FG%	3FG	3FG%	FT	FT%
Game	22-66	33.3%	2-8	25.0%	12-15	80.0%

**Arkansas St. 19**

No.	Player	S	Pts	FG	3FG	FT	OR	DR	TR	PF	A	TO	Blk	Stl	Min	+/-
01	WASHINGTON, JIREH		5	1-1	0-0	3-4	0	1	1	0	1	1	0	0	10	3
03	WALLACE, MORGAN		0	0-1	0-0	0-0	0	2	2	1	1	0	0	0	10	3
10	WESTBROOK, AKASHA		6	2-4	0-0	2-2	0	2	2	1	1	0	0	0	10	3
11	PEEVY, LYCIA		0	0-0	0-0	0-0	0	0	0	0	0	0	0	0	2	-2
35	MARTIN, PEYTON		8	1-2	0-0	6-6	1	0	1	1	0	0	1	0	9	5
02	TAYLOR, STARR		0	0-0	0-0	0-0	0	0	0	0	0	0	0	0	0	0
05	TENNISON, PAYTON		0	0-0	0-0	0-0	0	1	1	1	0	1	0	0	3	-2
24	ELDER, JORDAN		0	0-0	0-0	0-0	0	0	0	0	0	0	0	0	0	0
44	JACKSON, TRINITEE		0	0-0	0-0	0-0	0	0	0	0	0	0	0	0	1	-2
50	HECKERT, MADISON		0	0-0	0-0	0-0	0	1	1	1	0	0	0	0	6	7
	TEAM						0	0	0	0		0				
<b>TOTALS</b>			<b>19</b>	<b>4-8</b>	<b>0-0</b>	<b>11-12</b>	<b>1</b>	<b>7</b>	<b>8</b>	<b>5</b>	<b>3</b>	<b>2</b>	<b>1</b>	<b>0</b>	<b>50</b>	

*Shooting By Period*

Period	FG	FG%	3FG	3FG%	FT	FT%
Game	23-53	43.4%	0-6	00.0%	16-21	76.2%

*Game Notes:*

Officials: Troy Winders, Angel Stanton, Nick Marshall  
 Attendance: 871

Start Time: 2019-02-23 18:02:07  
 End Time: 2019-02-23 19:52:52  
 Game Duration: 110  
 Conference Game;

Score	1st	2nd	3rd	4th	TOT
ULR	18	9	15	16	<b>58</b>
ASU	15	16	12	19	<b>62</b>

Points from (This Period)	ULR	ASU
In the Paint	10	8
Off Turns	2	0
2nd Chance	3	2
Fast Break	1	8
Bench	9	0

**Official Play-By-Play  
Little Rock vs Arkansas St.  
Fourth Quarter**

**February 23, 2019 at First National Bank Arena - Jonesboro, Arkansas**



**Period 4**

**Starters:**

**Little Rock:** 00 DEGRAY, RONJANAE; 13 WALKER, ANTWAINETTE; 22 INKINA, YANINA; 35 BATTLE, TEAL; 12 CHASTAIN, SYDNEY;

**Arkansas St.:** 10 WESTBROOK, AKASHA; 11 PEEVY, LYCIA; 35 MARTIN, PEYTON; 1 WASHINGTON, JIREH; 3 WALLACE, MORGAN;

Time	VISITORS: Little Rock	Score	Margin	HOME: Arkansas St.
09:47	FOUL (PERSONAL) by BATTLE, TEAL			
09:47		44-42	H 2	GOOD! FT by MARTIN, PEYTON
09:47		45-42	H 3	GOOD! FT by MARTIN, PEYTON
09:25	TIMEOUT 30SEC			
09:25				
09:25	SUB OUT: COLLIER, KYRA			
09:25	SUB IN: LASKER, TORI			
09:18				FOUL (PERSONAL) by WALLACE, MORGAN
09:18	SUB OUT: WALKER, ANTWAINETTE			
09:18	SUB IN: COLLIER, KYRA			
09:18	GOOD! FT by COLLIER, KYRA	45-43	H 2	
09:18	GOOD! FT by COLLIER, KYRA	45-44	H 1	
09:00				TURNOVER (BADPASS) by TENNISON, PAYTON
08:44	MISSED JUMPER by COLLIER, KYRA			
08:42	REBOUND (OFF) by COLLIER, KYRA			
08:39	MISSED 3PTR by LASKER, TORI			
08:34				REBOUND (DEF) by TENNISON, PAYTON
08:26				MISSED LAYUP by MARTIN, PEYTON
08:20	REBOUND (DEF) by COLLIER, KYRA			
08:16	MISSED JUMPER by COLLIER, KYRA			
08:14	REBOUND (OFF) by BATTLE, TEAL			
08:13	MISSED LAYUP by BATTLE, TEAL			
08:10	REBOUND (OFF) by DEGRAY, RONJANAE			
08:10	MISSED LAYUP by DEGRAY, RONJANAE			
08:10	REBOUND (OFF) by DEGRAY, RONJANAE			FOUL (PERSONAL) by MARTIN, PEYTON
08:10	GOOD! FT by DEGRAY, RONJANAE	45-45	T	
08:10				SUB OUT: MARTIN, PEYTON
08:10				SUB IN: JACKSON, TRINITEE
08:10	GOOD! FT by DEGRAY, RONJANAE	45-46	V 1	
07:38				MISSED JUMPER by WESTBROOK, AKASHA
07:34	REBOUND (DEF) by BATTLE, TEAL			
07:31	MISSED LAYUP by LASKER, TORI			
07:30	REBOUND (OFF) by DEGRAY, RONJANAE			
07:30				FOUL (PERSONAL) by TENNISON, PAYTON
07:30	MISSED FT by DEGRAY, RONJANAE			
07:30	REBOUND (OFF) by TEAM			
07:30				SUB OUT: TENNISON, PAYTON
07:30				SUB IN: PEEVY, LYCIA
07:30	GOOD! FT by DEGRAY, RONJANAE [FB]	45-47	V 2	
07:30	SUB OUT: BATTLE, TEAL			
07:30	SUB IN: DEGRAY, RAEYANA			
07:16		47-47	T	GOOD! LAYUP by WASHINGTON, JIREH
07:04	GOOD! LAYUP by DEGRAY, RONJANAE [PNT]	47-49	V 2	
07:01	TIMEOUT 30SEC			
07:01				SUB OUT: JACKSON, TRINITEE
07:01				SUB IN: MARTIN, PEYTON
06:36				MISSED LAYUP by WALLACE, MORGAN
06:33	REBOUND (DEF) by COLLIER, KYRA			
06:29	MISSED LAYUP by DEGRAY, RAEYANA			
06:27				REBOUND (DEF) by WESTBROOK, AKASHA
06:19	FOUL (PERSONAL) by CHASTAIN, SYDNEY			
06:19				MISSED FT by WASHINGTON, JIREH
06:19				REBOUND (OFF) by TEAM
06:19		48-49	V 1	GOOD! FT by WASHINGTON, JIREH
06:02	GOOD! LAYUP by COLLIER, KYRA	48-51	V 3	
06:02	ASSIST by LASKER, TORI			
05:39				TURNOVER (LOSTBALL) by WASHINGTON, JIREH
05:39	STEAL by COLLIER, KYRA			
05:39				SUB OUT: PEEVY, LYCIA
05:39				SUB IN: HECKERT, MADISON
05:39	SUB OUT: DEGRAY, RAEYANA			
05:39	SUB IN: BATTLE, TEAL			
05:25	GOOD! LAYUP by COLLIER, KYRA [PNT]	48-53	V 5	
05:08	FOUL (PERSONAL) by BATTLE, TEAL			
05:08	SUB OUT: BATTLE, TEAL			
05:08	SUB IN: DEGRAY, RAEYANA			
05:05	FOUL (PERSONAL) by DEGRAY, RAEYANA			
04:39				TIMEOUT 30SEC

Time	VISITORS: Little Rock	Score	Margin	HOME: Arkansas St.
04:34		50-53	V 3	GOOD! JUMPER by WESTBROOK, AKASHA [PNT]
04:34				ASSIST by WASHINGTON, JIREH
04:02	GOOD! LAYUP by DEGRAY, RAEYANA	50-55	V 5	
04:02	ASSIST by COLLIER, KYRA			
03:44		52-55	V 3	GOOD! LAYUP by MARTIN, PEYTON [PNT]
03:44				ASSIST by WESTBROOK, AKASHA
03:29	TIMEOUT 30SEC			
03:15	MISSED JUMPER by DEGRAY, RONJANAE			
03:12				REBOUND (DEF) by WASHINGTON, JIREH
03:10	FOUL (PERSONAL) by DEGRAY, RONJANAE			
03:10		53-55	V 2	GOOD! FT by MARTIN, PEYTON [FB]
03:10		54-55	V 1	GOOD! FT by MARTIN, PEYTON [FB]
02:51	MISSED JUMPER by COLLIER, KYRA			
02:48				REBOUND (DEF) by WESTBROOK, AKASHA
02:45				MISSED LAYUP by WESTBROOK, AKASHA
02:45				REBOUND (OFF) by MARTIN, PEYTON
02:45	FOUL (PERSONAL) by DEGRAY, RAEYANA			
02:45		55-55	T	GOOD! FT by MARTIN, PEYTON [FB]
02:45	SUB OUT: DEGRAY, RAEYANA			
02:45	SUB IN: BATTLE, TEAL			
02:45		56-55	H 1	GOOD! FT by MARTIN, PEYTON [FB]
02:20				FOUL (PERSONAL) by HECKERT, MADISON
02:16	MISSED 3PTR by CHASTAIN, SYDNEY			
02:12	REBOUND (OFF) by BATTLE, TEAL			
02:06	MISSED JUMPER by COLLIER, KYRA			
02:03				REBOUND (DEF) by HECKERT, MADISON
01:59		58-55	H 3	GOOD! LAYUP by WESTBROOK, AKASHA [FB/PNT]
01:59				ASSIST by WALLACE, MORGAN
01:53	TIMEOUT TEAM			
01:34	GOOD! LAYUP by DEGRAY, RONJANAE	58-57	H 1	
00:55				FOUL (PERSONAL) by WESTBROOK, AKASHA
00:55	MISSED FT by LASKER, TORI			
00:55	REBOUND (OFF) by TEAM			
00:55	GOOD! FT by LASKER, TORI	58-58	T	
00:55	SUB OUT: BATTLE, TEAL			
00:55	SUB IN: DEGRAY, RAEYANA			
00:43	FOUL (PERSONAL) by COLLIER, KYRA			
00:43		59-58	H 1	GOOD! FT by WESTBROOK, AKASHA
00:43	SUB OUT: DEGRAY, RAEYANA			
00:43	SUB IN: BATTLE, TEAL			
00:43		60-58	H 2	GOOD! FT by WESTBROOK, AKASHA
00:32	MISSED LAYUP by COLLIER, KYRA			
00:29	REBOUND (OFF) by COLLIER, KYRA			
00:27	MISSED JUMPER by COLLIER, KYRA			
00:27				BLOCK by MARTIN, PEYTON
00:23				REBOUND (DEF) by WALLACE, MORGAN
00:20	FOUL (PERSONAL) by CHASTAIN, SYDNEY			
00:20		61-58	H 3	GOOD! FT by WASHINGTON, JIREH [FB]
00:20		62-58	H 4	GOOD! FT by WASHINGTON, JIREH [FB]
00:03	MISSED 3PTR by COLLIER, KYRA			
00:00				REBOUND (DEF) by WALLACE, MORGAN

### Little Rock 58, Arkansas St. 62

Points from (This Period)	ULR	ASU
In the Paint	10	8
Off Turns	2	0
2nd Chance	3	2
Fast Break	1	8
Bench	9	0



**Official Scoring/Possession Reference Chart  
Little Rock vs Arkansas St.**

**Period 1**

**February 23, 2019 at First National Bank Arena - Jonesboro, Arkansas**



**Period 1**

**Starters:**

**Little Rock:** 00 DEGRAY, RONJANAE; 13 WALKER, ANTWAINETTE; 22 INKINA, YANINA; 35 BATTLE, TEAL; 12 CHASTAIN, SYDNEY;

**Arkansas St.:** 10 WESTBROOK, AKASHA; 11 PEEVY, LYCIA; 35 MARTIN, PEYTON; 1 WASHINGTON, JIREH; 3 WALLACE, MORGAN;

Time	VISITORS: Little Rock	Score	Margin	HOME: Arkansas St.
09:26	GOOD! JUMPER by INKINA, YANINA	0-2	V 2	
08:31		2-2	T	GOOD! LAYUP by WASHINGTON, JIREH
07:57		4-2	H 2	GOOD! LAYUP by WASHINGTON, JIREH [PNT]
07:04	GOOD! 3PTR by CHASTAIN, SYDNEY	4-5	V 1	
06:35		6-5	H 1	GOOD! JUMPER by WESTBROOK, AKASHA
05:30		8-5	H 3	GOOD! JUMPER by MARTIN, PEYTON [PNT]
05:08		9-5	H 4	GOOD! FT by WASHINGTON, JIREH [FB]
04:59	GOOD! FT by DEGRAY, RAEYANA	9-6	H 3	
04:59	GOOD! FT by DEGRAY, RAEYANA	9-7	H 2	
04:04	GOOD! JUMPER by INKINA, YANINA	9-9	T	
03:42		11-9	H 2	GOOD! JUMPER by MARTIN, PEYTON [PNT]
03:25	GOOD! 3PTR by INKINA, YANINA	11-12	V 1	
02:28		13-12	H 1	GOOD! LAYUP by MARTIN, PEYTON [PNT]
01:54	GOOD! JUMPER by COLLIER, KYRA [FB]	13-14	V 1	
01:24	GOOD! LAYUP by DEGRAY, RAEYANA [FB/PNT]	13-16	V 3	
00:48	GOOD! LAYUP by INKINA, YANINA [FB/PNT]	13-18	V 5	
00:00		15-18	V 3	GOOD! LAYUP by JACKSON, TRINITEE

**Little Rock 18, Arkansas St. 15**

**Official Scoring/Possession Reference Chart  
Little Rock vs Arkansas St.**

**Period 2**

**February 23, 2019 at First National Bank Arena - Jonesboro, Arkansas**



**Period 2**

**Starters:**

**Little Rock:** 00 DEGRAY, RONJANAE; 13 WALKER, ANTWAINETTE; 22 INKINA, YANINA; 35 BATTLE, TEAL; 12 CHASTAIN, SYDNEY;

**Arkansas St.:** 10 WESTBROOK, AKASHA; 11 PEEVY, LYCIA; 35 MARTIN, PEYTON; 1 WASHINGTON, JIREH; 3 WALLACE, MORGAN;

Time	VISITORS: Little Rock	Score	Margin	HOME: Arkansas St.
09:53		16-18	V 2	GOOD! FT by WASHINGTON, JIREH [FB]
09:53		17-18	V 1	GOOD! FT by WASHINGTON, JIREH [FB]
07:38	GOOD! LAYUP by DEGRAY, RAEYANA [PNT]	17-20	V 3	
07:12		18-20	V 2	GOOD! FT by WESTBROOK, AKASHA
07:12		19-20	V 1	GOOD! FT by WESTBROOK, AKASHA
05:44		21-20	H 1	GOOD! JUMPER by WESTBROOK, AKASHA
05:34	GOOD! LAYUP by BATTLE, TEAL [PNT]	21-22	V 1	
05:34	GOOD! FT by BATTLE, TEAL	21-23	V 2	
02:47		23-23	T	GOOD! JUMPER by WESTBROOK, AKASHA
02:34	GOOD! JUMPER by BATTLE, TEAL	23-25	V 2	
02:06		25-25	T	GOOD! LAYUP by JACKSON, TRINITEE
01:27		27-25	H 2	GOOD! LAYUP by HECKERT, MADISON [PNT]
01:04	GOOD! JUMPER by CHASTAIN, SYDNEY	27-27	T	
00:48		29-27	H 2	GOOD! LAYUP by WASHINGTON, JIREH [PNT]
00:24		31-27	H 4	GOOD! LAYUP by WESTBROOK, AKASHA

**Little Rock 27, Arkansas St. 31**

**Official Scoring/Possession Reference Chart  
Little Rock vs Arkansas St.**

**Period 3**

**February 23, 2019 at First National Bank Arena - Jonesboro, Arkansas**



**Period 3**

**Starters:**

**Little Rock:** 00 DEGRAY, RONJANAE; 13 WALKER, ANTWAINETTE; 22 INKINA, YANINA; 35 BATTLE, TEAL; 12 CHASTAIN, SYDNEY;  
**Arkansas St.:** 10 WESTBROOK, AKASHA; 11 PEEVY, LYCIA; 35 MARTIN, PEYTON; 1 WASHINGTON, JIREH; 3 WALLACE, MORGAN;

Time	VISITORS: Little Rock	Score	Margin	HOME: Arkansas St.
09:37		33-27	H 6	GOOD! LAYUP by WALLACE, MORGAN [PNT]
08:55		35-27	H 8	GOOD! LAYUP by WASHINGTON, JIREH [PNT]
08:17		37-27	H 10	GOOD! LAYUP by WALLACE, MORGAN [FB/PNT]
07:47		39-27	H 12	GOOD! JUMPER by MARTIN, PEYTON [PNT]
07:25	GOOD! JUMPER by LASKER, TORI	39-29	H 10	
06:53		41-29	H 12	GOOD! LAYUP by WALLACE, MORGAN
05:56		43-29	H 14	GOOD! LAYUP by MARTIN, PEYTON
05:37	GOOD! LAYUP by DEGRAY, RONJANAE [PNT]	43-31	H 12	
05:37	GOOD! FT by DEGRAY, RONJANAE	43-32	H 11	
04:54	GOOD! JUMPER by COLLIER, KYRA	43-34	H 9	
03:33	GOOD! FT by BATTLE, TEAL	43-35	H 8	
03:33	GOOD! FT by BATTLE, TEAL	43-36	H 7	
02:29	GOOD! LAYUP by DEGRAY, RONJANAE	43-38	H 5	
01:36	GOOD! JUMPER by DEGRAY, RONJANAE [PNT]	43-40	H 3	
00:46	GOOD! LAYUP by DEGRAY, RONJANAE [PNT]	43-42	H 1	

**Little Rock 42, Arkansas St. 43**

**Official Scoring/Possession Reference Chart  
Little Rock vs Arkansas St.**

**Period 4**

**February 23, 2019 at First National Bank Arena - Jonesboro, Arkansas**



**Period 4**

**Starters:**

**Little Rock:** 00 DEGRAY, RONJANAE; 13 WALKER, ANTWAINETTE; 22 INKINA, YANINA; 35 BATTLE, TEAL; 12 CHASTAIN, SYDNEY;

**Arkansas St.:** 10 WESTBROOK, AKASHA; 11 PEEVY, LYCIA; 35 MARTIN, PEYTON; 1 WASHINGTON, JIREH; 3 WALLACE, MORGAN;

Time	VISITORS: Little Rock	Score	Margin	HOME: Arkansas St.
09:47		44-42	H 2	GOOD! FT by MARTIN, PEYTON
09:47		45-42	H 3	GOOD! FT by MARTIN, PEYTON
09:18	GOOD! FT by COLLIER, KYRA	45-43	H 2	
09:18	GOOD! FT by COLLIER, KYRA	45-44	H 1	
08:10	GOOD! FT by DEGRAY, RONJANAE	45-45	T	
08:10	GOOD! FT by DEGRAY, RONJANAE	45-46	V 1	
07:30	GOOD! FT by DEGRAY, RONJANAE [FB]	45-47	V 2	
07:16		47-47	T	GOOD! LAYUP by WASHINGTON, JIREH
07:04	GOOD! LAYUP by DEGRAY, RONJANAE [PNT]	47-49	V 2	
06:19		48-49	V 1	GOOD! FT by WASHINGTON, JIREH
06:02	GOOD! LAYUP by COLLIER, KYRA	48-51	V 3	
05:25	GOOD! LAYUP by COLLIER, KYRA [PNT]	48-53	V 5	
04:34		50-53	V 3	GOOD! JUMPER by WESTBROOK, AKASHA [PNT]
04:02	GOOD! LAYUP by DEGRAY, RAEYANA	50-55	V 5	
03:44		52-55	V 3	GOOD! LAYUP by MARTIN, PEYTON [PNT]
03:10		53-55	V 2	GOOD! FT by MARTIN, PEYTON [FB]
03:10		54-55	V 1	GOOD! FT by MARTIN, PEYTON [FB]
02:45		55-55	T	GOOD! FT by MARTIN, PEYTON [FB]
02:45		56-55	H 1	GOOD! FT by MARTIN, PEYTON [FB]
01:59		58-55	H 3	GOOD! LAYUP by WESTBROOK, AKASHA [FB/PNT]
01:34	GOOD! LAYUP by DEGRAY, RONJANAE	58-57	H 1	
00:55	GOOD! FT by LASKER, TORI	58-58	T	
00:43		59-58	H 1	GOOD! FT by WESTBROOK, AKASHA
00:43		60-58	H 2	GOOD! FT by WESTBROOK, AKASHA
00:20		61-58	H 3	GOOD! FT by WASHINGTON, JIREH [FB]
00:20		62-58	H 4	GOOD! FT by WASHINGTON, JIREH [FB]

**Little Rock 58, Arkansas St. 62**

**Official Substitutions Log  
Little Rock vs Arkansas St.  
Period 1**

**February 23, 2019 at First National Bank Arena - Jonesboro, Arkansas**



<b>VISITORS: Little Rock</b>	<b>Time</b>	<b>Score</b>	<b>HOME: Arkansas St.</b>
00 DEGRAY, RONJANAE			10 WESTBROOK, AKASHA
13 WALKER, ANTWAINETTE			11 PEEVY, LYCIA
22 INKINA, YANINA			35 MARTIN, PEYTON
35 BATTLE, TEAL			1 WASHINGTON, JIREH
12 CHASTAIN, SYDNEY			3 WALLACE, MORGAN
SUB OUT: 13 WALKER, ANTWAINETTE	07:27	2-4	
SUB IN: 23 COLLIER, KYRA	07:27		
SUB OUT: 35 BATTLE, TEAL	06:14	5-6	
SUB IN: 30 DEGRAY, RAEYANA	06:14		
SUB OUT: 22 INKINA, YANINA	05:08	5-8	
SUB IN: 35 BATTLE, TEAL	05:08		
SUB OUT: 00 DEGRAY, RONJANAE	05:08		
SUB IN: 25 HURLBURT, ANNA	05:08		
	05:08		SUB OUT: WASHINGTON, JIREH
	05:08		SUB IN: TAYLOR, STARR
SUB OUT: 35 BATTLE, TEAL	04:59	7-9	
SUB IN: 00 DEGRAY, RONJANAE	04:59		
SUB OUT: 12 CHASTAIN, SYDNEY	04:59		
SUB IN: 5 LASKER, TORI	04:59		
SUB OUT: 25 HURLBURT, ANNA	04:40	7-9	
SUB IN: 22 INKINA, YANINA	04:40		
	02:51	12-11	SUB OUT: PEEVY, LYCIA
	02:51		SUB IN: HECKERT, MADISON
	02:51		SUB OUT: TAYLOR, STARR
	02:51		SUB IN: TENNISON, PAYTON
	02:51		SUB OUT: WESTBROOK, AKASHA
	02:51		SUB IN: WASHINGTON, JIREH
	00:48	18-13	SUB OUT: MARTIN, PEYTON
	00:48		SUB IN: JACKSON, TRINITEE
SUB OUT: 00 DEGRAY, RONJANAE	00:48		
SUB IN: 25 HURLBURT, ANNA	00:48		
SUB OUT: 22 INKINA, YANINA	00:48		
SUB IN: 35 BATTLE, TEAL	00:48		

**Little Rock 18, Arkansas St. 15**

**Official Substitutions Log  
Little Rock vs Arkansas St.  
Period 2**

**February 23, 2019 at First National Bank Arena - Jonesboro, Arkansas**



<b>VISITORS: Little Rock</b>	<b>Time</b>	<b>Score</b>	<b>HOME: Arkansas St.</b>
00 DEGRAY, RONJANAE			10 WESTBROOK, AKASHA
13 WALKER, ANTWAINETTE			11 PEEVY, LYCIA
22 INKINA, YANINA			35 MARTIN, PEYTON
35 BATTLE, TEAL			1 WASHINGTON, JIREH
12 CHASTAIN, SYDNEY			3 WALLACE, MORGAN
SUB OUT: 5 LASKER, TORI	09:53	18-16	
SUB IN: 12 CHASTAIN, SYDNEY	09:53		
	09:01	18-17	SUB OUT: JACKSON, TRINITEE
	09:01		SUB IN: MARTIN, PEYTON
	08:02	18-17	SUB OUT: TENNISON, PAYTON
	08:02		SUB IN: ELDER, JORDAN
SUB OUT: 23 COLLIER, KYRA	08:02		
SUB IN: 5 LASKER, TORI	08:02		
	07:12	20-18	SUB OUT: MARTIN, PEYTON
	07:12		SUB IN: JACKSON, TRINITEE
	06:11	20-19	SUB OUT: WALLACE, MORGAN
	06:11		SUB IN: TAYLOR, STARR
SUB OUT: 22 INKINA, YANINA	06:01	20-19	
SUB IN: 35 BATTLE, TEAL	06:01		
	03:55	23-21	SUB OUT: WASHINGTON, JIREH
	03:55		SUB IN: WALLACE, MORGAN
	03:55		SUB OUT: ELDER, JORDAN
	03:55		SUB IN: PEEVY, LYCIA
SUB OUT: 5 LASKER, TORI	03:55		
SUB IN: 23 COLLIER, KYRA	03:55		
SUB OUT: 30 DEGRAY, RAEYANA	03:55		
SUB IN: 25 HURLBURT, ANNA	03:55		
	01:35	25-25	SUB OUT: TAYLOR, STARR
	01:35		SUB IN: HECKERT, MADISON
	01:35		SUB OUT: JACKSON, TRINITEE
	01:35		SUB IN: WASHINGTON, JIREH
SUB OUT: 23 COLLIER, KYRA	01:35		
SUB IN: 30 DEGRAY, RAEYANA	01:35		
SUB OUT: 25 HURLBURT, ANNA	01:35		
SUB IN: 5 LASKER, TORI	01:35		
SUB OUT: 00 DEGRAY, RONJANAE	01:09	25-27	
SUB IN: 22 INKINA, YANINA	01:09		

**Little Rock 27, Arkansas St. 31**

**Official Substitutions Log  
Little Rock vs Arkansas St.  
Period 3**

**February 23, 2019 at First National Bank Arena - Jonesboro, Arkansas**



<b>VISITORS: Little Rock</b>	<b>Time</b>	<b>Score</b>	<b>HOME: Arkansas St.</b>
00 DEGRAY, RONJANAE			10 WESTBROOK, AKASHA
13 WALKER, ANTWAINETTE			11 PEEVY, LYCIA
22 INKINA, YANINA			35 MARTIN, PEYTON
35 BATTLE, TEAL			1 WASHINGTON, JIREH
12 CHASTAIN, SYDNEY			3 WALLACE, MORGAN
SUB OUT: 35 BATTLE, TEAL	09:11	27-33	
SUB IN: 23 COLLIER, KYRA	09:11		
	07:37	27-39	SUB OUT: PEEVY, LYCIA
	07:37		SUB IN: HECKERT, MADISON
SUB OUT: 22 INKINA, YANINA	07:37		
SUB IN: 5 LASKER, TORI	07:37		
SUB OUT: 30 DEGRAY, RAEYANA	05:48	29-43	
SUB IN: 35 BATTLE, TEAL	05:48		
	05:48		SUB OUT: WALLACE, MORGAN
	05:48		SUB IN: ELDER, JORDAN
	04:56	32-43	SUB OUT: WASHINGTON, JIREH
	04:56		SUB IN: JACKSON, TRINITEE
	04:56		SUB OUT: MARTIN, PEYTON
	04:56		SUB IN: TAYLOR, STARR
	04:56		SUB OUT: HECKERT, MADISON
	04:56		SUB IN: WALLACE, MORGAN
	03:33	35-43	SUB OUT: JACKSON, TRINITEE
	03:33		SUB IN: MARTIN, PEYTON
	02:57	36-43	SUB OUT: TAYLOR, STARR
	02:57		SUB IN: WASHINGTON, JIREH
	02:57		SUB OUT: WESTBROOK, AKASHA
	02:57		SUB IN: PEEVY, LYCIA
SUB OUT: 12 CHASTAIN, SYDNEY	02:57		
SUB IN: 13 WALKER, ANTWAINETTE	02:57		
SUB OUT: 5 LASKER, TORI	02:10	38-43	
SUB IN: 12 CHASTAIN, SYDNEY	02:10		
	00:26	42-43	SUB OUT: PEEVY, LYCIA
	00:26		SUB IN: WESTBROOK, AKASHA

**Little Rock 42, Arkansas St. 43**

**Official Substitutions Log  
Little Rock vs Arkansas St.  
Period 4**

**February 23, 2019 at First National Bank Arena - Jonesboro, Arkansas**



<b>VISITORS: Little Rock</b>	<b>Time</b>	<b>Score</b>	<b>HOME: Arkansas St.</b>
00 DEGRAY, RONJANAE			10 WESTBROOK, AKASHA
13 WALKER, ANTWAINETTE			11 PEEVY, LYCIA
22 INKINA, YANINA			35 MARTIN, PEYTON
35 BATTLE, TEAL			1 WASHINGTON, JIREH
12 CHASTAIN, SYDNEY			3 WALLACE, MORGAN
SUB OUT: 23 COLLIER, KYRA	09:25	42-45	
SUB IN: 5 LASKER, TORI	09:25		
SUB OUT: 13 WALKER, ANTWAINETTE	09:18	42-45	
SUB IN: 23 COLLIER, KYRA	09:18		
	08:10	45-45	SUB OUT: MARTIN, PEYTON
	08:10		SUB IN: JACKSON, TRINITEE
	07:30	46-45	SUB OUT: TENNISON, PAYTON
	07:30		SUB IN: PEEVY, LYCIA
SUB OUT: 35 BATTLE, TEAL	07:30		
SUB IN: 30 DEGRAY, RAEYANA	07:30		
	07:01	49-47	SUB OUT: JACKSON, TRINITEE
	07:01		SUB IN: MARTIN, PEYTON
	05:39	51-48	SUB OUT: PEEVY, LYCIA
	05:39		SUB IN: HECKERT, MADISON
SUB OUT: 30 DEGRAY, RAEYANA	05:39		
SUB IN: 35 BATTLE, TEAL	05:39		
SUB OUT: 35 BATTLE, TEAL	05:08	53-48	
SUB IN: 30 DEGRAY, RAEYANA	05:08		
SUB OUT: 30 DEGRAY, RAEYANA	02:45	55-55	
SUB IN: 35 BATTLE, TEAL	02:45		
SUB OUT: 35 BATTLE, TEAL	00:55	58-58	
SUB IN: 30 DEGRAY, RAEYANA	00:55		
SUB OUT: 30 DEGRAY, RAEYANA	00:43	58-59	
SUB IN: 35 BATTLE, TEAL	00:43		

**Little Rock 58, Arkansas St. 62**

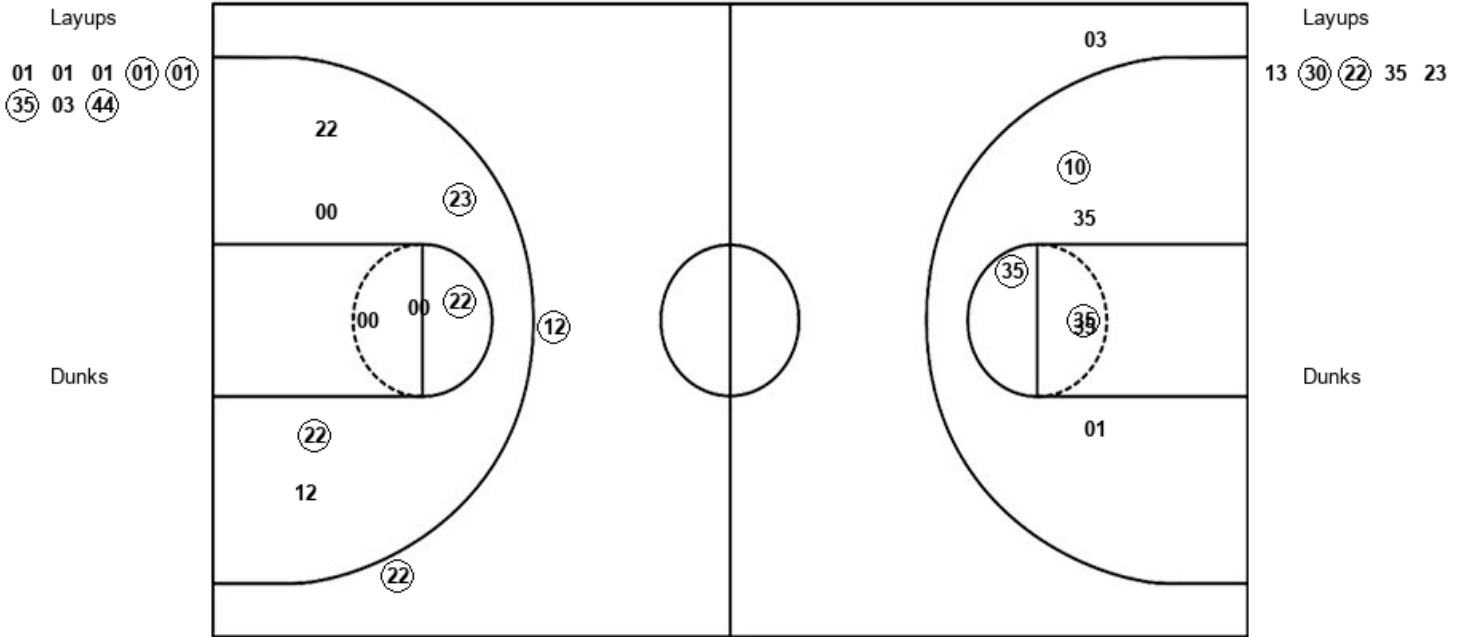


**Official Shot Chart**  
**Little Rock vs Arkansas St.**  
**PERIOD 1 Shots**  
 February 23, 2019 at First National Bank Arena - Jonesboro, Arkansas



**Arkansas St.**

**Little Rock**



ASU : Period 1	Made	Att	Pct
Layups	4	8	50.0
Dunks	0	0	0
2PT Field Goals	7	14	50.0
3PT Field Goals	0	1	00.0
<b>Total Field Goals</b>	<b>7</b>	<b>15</b>	<b>46.7</b>

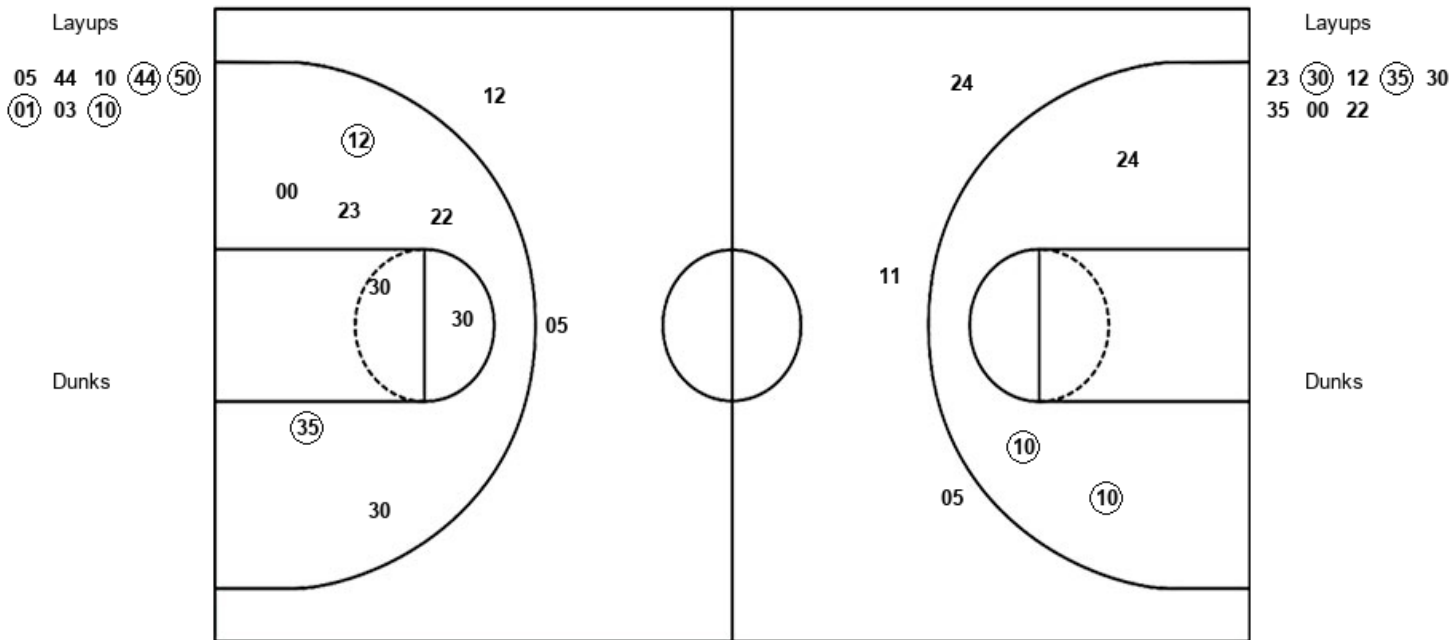
ULR : Period 1	Made	Att	Pct
Layups	2	5	40.0
Dunks	0	0	0
2PT Field Goals	5	13	38.5
3PT Field Goals	2	2	100.0
<b>Total Field Goals</b>	<b>7</b>	<b>15</b>	<b>46.7</b>

**Official Shot Chart**  
**Little Rock vs Arkansas St.**  
**PERIOD 2 Shots**  
 February 23, 2019 at First National Bank Arena - Jonesboro, Arkansas



**Arkansas St.**

**Little Rock**



ASU : Period 2	Made	Att	Pct
Layups	4	8	50.0
Dunks	0	0	0
2PT Field Goals	6	11	54.5
3PT Field Goals	0	3	00.0
<b>Total Field Goals</b>	<b>6</b>	<b>14</b>	<b>42.9</b>

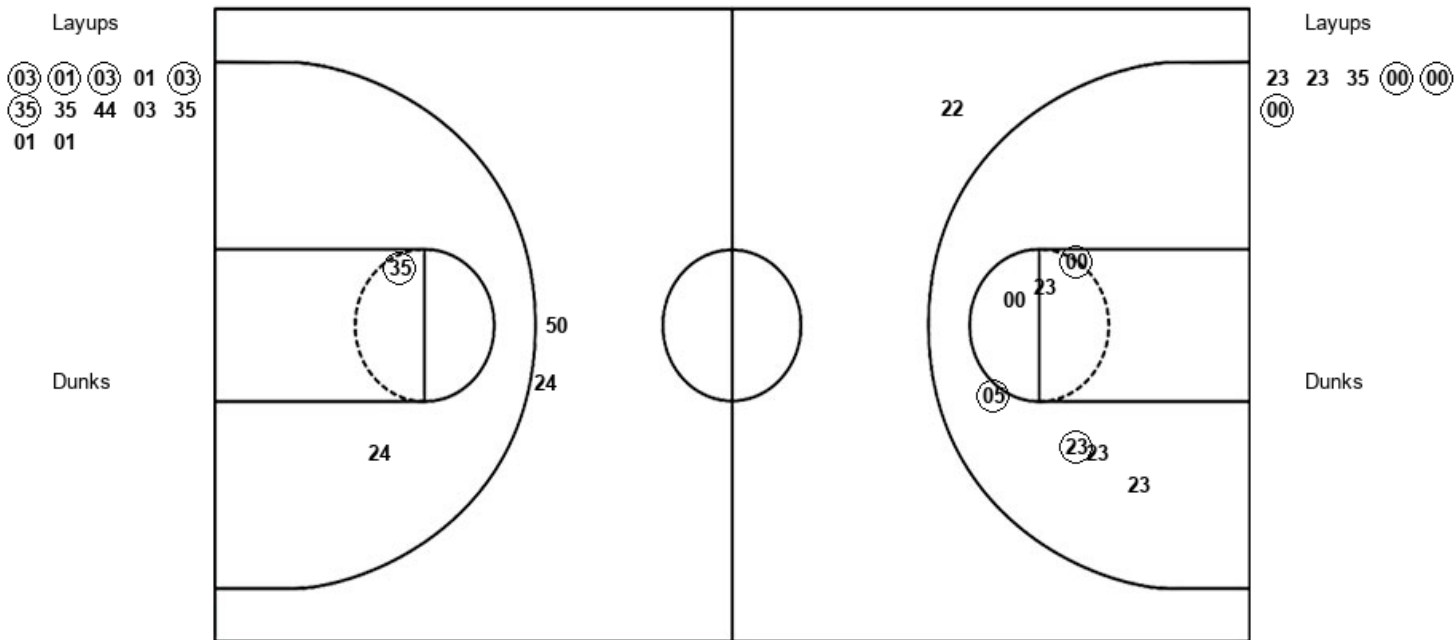
ULR : Period 2	Made	Att	Pct
Layups	2	8	25.0
Dunks	0	0	0
2PT Field Goals	4	16	25.0
3PT Field Goals	0	2	00.0
<b>Total Field Goals</b>	<b>4</b>	<b>18</b>	<b>22.2</b>

**Official Shot Chart**  
**Little Rock vs Arkansas St.**  
**PERIOD 3 Shots**  
 February 23, 2019 at First National Bank Arena - Jonesboro, Arkansas



**Arkansas St.**

**Little Rock**



ASU : Period 3	Made	Att	Pct
Layups	5	12	41.7
Dunks	0	0	0
2PT Field Goals	6	14	42.9
3PT Field Goals	0	2	00.0
<b>Total Field Goals</b>	<b>6</b>	<b>16</b>	<b>37.5</b>

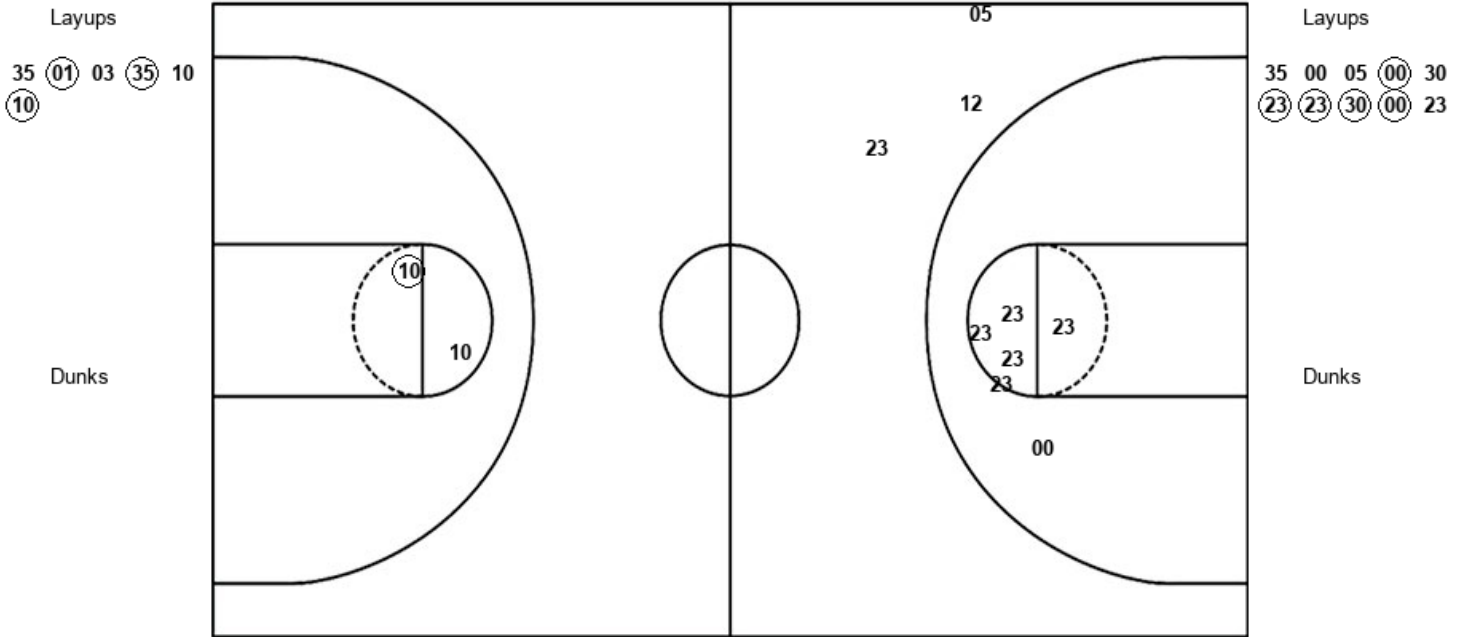
ULR : Period 3	Made	Att	Pct
Layups	3	6	50.0
Dunks	0	0	0
2PT Field Goals	6	13	46.2
3PT Field Goals	0	1	00.0
<b>Total Field Goals</b>	<b>6</b>	<b>14</b>	<b>42.9</b>

**Official Shot Chart**  
**Little Rock vs Arkansas St.**  
**PERIOD 4 Shots**  
 February 23, 2019 at First National Bank Arena - Jonesboro, Arkansas



**Arkansas St.**

**Little Rock**



ASU : Period 4	Made	Att	Pct
Layups	3	6	50.0
Dunks	0	0	0
2PT Field Goals	4	8	50.0
3PT Field Goals	0	0	0
<b>Total Field Goals</b>	<b>4</b>	<b>8</b>	<b>50.0</b>

ULR : Period 4	Made	Att	Pct
Layups	5	10	50.0
Dunks	0	0	0
2PT Field Goals	5	16	31.3
3PT Field Goals	0	3	00.0
<b>Total Field Goals</b>	<b>5</b>	<b>19</b>	<b>26.3</b>

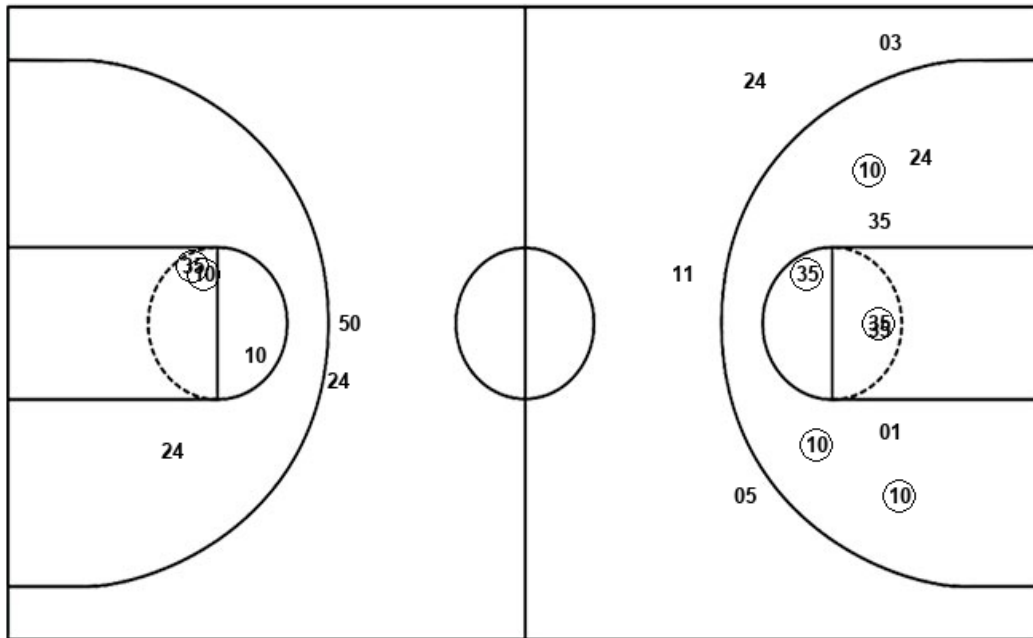


**Official Shot Chart**  
**Little Rock vs Arkansas St.**  
**Arkansas St. Team Shots**  
**February 23, 2019 at First National Bank Arena - Jonesboro, Arkansas**



Layups

Dunks



Layups

Dunks

01 01 01 (01) (01)  
 (35) 03 (44) 05 44  
 10 (44) (50) (01) 03  
 (10) (03) (01) (03) 01  
 (03) (35) 35 44 03  
 35 01 01 35 (01)  
 03 (35) 10 (10)

ASU : Period 1	Made	Att	Pct
Layups	4	8	50.0
Dunks	0	0	0
2PT Field Goals	7	14	50.0
3PT Field Goals	0	1	00.0
<b>Total Field Goals</b>	<b>7</b>	<b>15</b>	<b>46.7</b>

ASU : Period 3	Made	Att	Pct
Layups	5	12	41.7
Dunks	0	0	0
2PT Field Goals	6	14	42.9
3PT Field Goals	0	2	00.0
<b>Total Field Goals</b>	<b>6</b>	<b>16</b>	<b>37.5</b>

ASU : Period 2	Made	Att	Pct
Layups	4	8	50.0
Dunks	0	0	0
2PT Field Goals	6	11	54.5
3PT Field Goals	0	3	00.0
<b>Total Field Goals</b>	<b>6</b>	<b>14</b>	<b>42.9</b>

ASU : Period 4	Made	Att	Pct
Layups	3	6	50.0
Dunks	0	0	0
2PT Field Goals	4	8	50.0
3PT Field Goals	0	0	0
<b>Total Field Goals</b>	<b>4</b>	<b>8</b>	<b>50.0</b>