

FINAL SCORE



UT Arlington

100



Arkansas St.

73

January 18, 2019 • First National Bank Arena - Jonesboro, Arkansas

FINAL STATISTICS

Official Box Score
UT Arlington vs Arkansas St.
Game Totals -- Final Statistics
January 18, 2019 at First National Bank Arena - Jonesboro, Arkansas



UT Arlington 100

| No. | Player | S | Pts | FG | 3FG | FT | OR | DR | TR | PF | A | TO | Blk | Stl | Min | +/- |
|---------------|-------------------|---|------------|--------------|--------------|-------------|-----------|-----------|-----------|-----------|-----------|----------|----------|----------|------------|-----|
| 00 | JOHNSON, CIERRA | | 24 | 9-13 | 2-2 | 4-5 | 1 | 2 | 3 | 3 | 4 | 0 | 1 | 0 | 32 | 26 |
| 02 | BILLIE, LAUREN | | 9 | 3-5 | 3-5 | 0-0 | 1 | 2 | 3 | 3 | 3 | 1 | 0 | 1 | 23 | 9 |
| 12 | ALEXANDER, BROOKE | | 20 | 8-12 | 4-8 | 0-0 | 0 | 0 | 0 | 2 | 3 | 2 | 0 | 1 | 19 | 13 |
| 21 | MILTON, TERRYN | | 7 | 3-6 | 1-2 | 0-0 | 0 | 2 | 2 | 2 | 2 | 0 | 1 | 0 | 25 | 16 |
| 41 | FERRELL, KATIE | | 6 | 3-5 | 0-0 | 0-0 | 4 | 2 | 6 | 4 | 4 | 1 | 0 | 2 | 20 | 7 |
| 01 | MCGOWEN, LAURYNN | | 5 | 2-3 | 0-0 | 1-2 | 1 | 1 | 2 | 1 | 4 | 2 | 0 | 0 | 15 | 11 |
| 03 | DOSSEY, MISTY | | 0 | 0-0 | 0-0 | 0-0 | 0 | 1 | 1 | 0 | 0 | 0 | 0 | 0 | 1 | 1 |
| 13 | MACHADO, DAIANE | | 4 | 2-3 | 0-0 | 0-0 | 1 | 2 | 3 | 3 | 2 | 0 | 0 | 0 | 11 | 3 |
| 20 | CHASTAIN, CLAIRE | | 9 | 4-11 | 1-4 | 0-0 | 2 | 5 | 7 | 1 | 1 | 0 | 1 | 0 | 22 | 18 |
| 23 | HAWKINS, CAMRYN | | 0 | 0-1 | 0-1 | 0-0 | 0 | 0 | 0 | 0 | 0 | 0 | 0 | 0 | 3 | 4 |
| 24 | EVANS, AYSIA | | 8 | 3-3 | 0-0 | 2-4 | 0 | 0 | 0 | 1 | 1 | 0 | 0 | 0 | 11 | 9 |
| 33 | JOHNSON, KELSEY | | 2 | 1-2 | 0-0 | 0-0 | 1 | 1 | 2 | 1 | 1 | 1 | 0 | 0 | 4 | 4 |
| 40 | WRIGHT, MICHAELA | | 0 | 0-0 | 0-0 | 0-0 | 0 | 0 | 0 | 0 | 0 | 0 | 1 | 0 | 2 | 5 |
| 45 | HALVERSON, EMMA | | 6 | 3-4 | 0-0 | 0-1 | 0 | 2 | 2 | 2 | 1 | 0 | 1 | 0 | 10 | 9 |
| | TEAM | | | | | | 0 | 0 | 0 | 0 | | 0 | | | | |
| TOTALS | | | 100 | 41-68 | 11-22 | 7-12 | 11 | 20 | 31 | 23 | 26 | 7 | 5 | 4 | 198 | |

Shooting By Period

| Period | FG | FG% | 3FG | 3FG% | FT | FT% |
|-------------|--------------|--------------|--------------|--------------|-------------|--------------|
| 1st Qtr | 10-16 | 63% | 3-4 | 75% | 1-2 | 50% |
| 2nd Qtr | 9-19 | 47% | 2-6 | 33% | 2-3 | 67% |
| 3rd Qtr | 12-16 | 75% | 1-3 | 33% | 4-6 | 67% |
| 4th Qtr | 10-17 | 59% | 5-9 | 56% | 0-1 | 00% |
| 1st Half | 19-35 | 54% | 5-10 | 50% | 3-5 | 60% |
| 2nd Half | 22-33 | 67% | 6-12 | 50% | 4-7 | 57% |
| Game | 41-68 | 60.3% | 11-22 | 50.0% | 7-12 | 58.3% |

Last FG: 4th-00:38
Biggest Run: 11-0
Largest lead: By 27 at 4-00:38
Technical Fouls: None.

Arkansas St. 73

| No. | Player | S | Pts | FG | 3FG | FT | OR | DR | TR | PF | A | TO | Blk | Stl | Min | +/- |
|---------------|-------------------|---|-----------|--------------|-------------|--------------|-----------|-----------|-----------|-----------|-----------|-----------|----------|----------|------------|-----|
| 01 | WASHINGTON, JIREH | | 14 | 5-9 | 2-3 | 2-6 | 1 | 3 | 4 | 1 | 5 | 1 | 0 | 1 | 33 | -21 |
| 02 | TAYLOR, STARR | | 4 | 2-5 | 0-0 | 0-0 | 2 | 0 | 2 | 1 | 3 | 3 | 0 | 1 | 26 | -19 |
| 05 | TENNISON, PAYTON | | 6 | 2-8 | 1-5 | 1-2 | 1 | 1 | 2 | 1 | 1 | 1 | 0 | 0 | 26 | -19 |
| 10 | WESTBROOK, AKASHA | | 10 | 3-7 | 0-0 | 4-4 | 1 | 3 | 4 | 4 | 1 | 3 | 0 | 0 | 23 | -18 |
| 35 | MARTIN, PEYTON | | 22 | 9-14 | 0-0 | 4-9 | 3 | 6 | 9 | 2 | 0 | 0 | 1 | 1 | 27 | -20 |
| 00 | FORD, JADA | | 3 | 1-5 | 1-4 | 0-0 | 0 | 1 | 1 | 1 | 0 | 0 | 0 | 0 | 12 | -14 |
| 11 | PEEVY, LYCIA | | 2 | 1-2 | 0-0 | 0-0 | 1 | 0 | 1 | 1 | 3 | 2 | 0 | 0 | 10 | -7 |
| 14 | CLAYBORN, ASHLEY | | 1 | 0-0 | 0-0 | 1-2 | 1 | 0 | 1 | 1 | 0 | 0 | 0 | 0 | 3 | -4 |
| 22 | MAHAN, MAGGIE | | 2 | 0-0 | 0-0 | 2-2 | 1 | 1 | 2 | 1 | 1 | 0 | 0 | 0 | 4 | -4 |
| 23 | JACKSON, TRINITEE | | 3 | 1-3 | 0-0 | 1-2 | 1 | 1 | 2 | 1 | 0 | 1 | 0 | 0 | 8 | -4 |
| 24 | ELDER, JORDAN | | 3 | 1-4 | 1-4 | 0-0 | 0 | 0 | 0 | 0 | 0 | 1 | 0 | 0 | 18 | -4 |
| 50 | HECKERT, MADISON | | 3 | 1-2 | 1-1 | 0-0 | 1 | 0 | 1 | 1 | 0 | 1 | 0 | 0 | 8 | -1 |
| | TEAM | | | | | | 4 | 2 | 6 | 0 | | 0 | | | | |
| TOTALS | | | 73 | 26-59 | 6-17 | 15-27 | 17 | 18 | 35 | 15 | 14 | 13 | 1 | 3 | 198 | |

Shooting By Period

| Period | FG | FG% | 3FG | 3FG% | FT | FT% |
|-------------|--------------|--------------|-------------|--------------|--------------|--------------|
| 1st Qtr | 6-12 | 50% | 2-3 | 67% | 0-0 | 0% |
| 2nd Qtr | 6-14 | 43% | 2-6 | 33% | 6-10 | 60% |
| 3rd Qtr | 7-15 | 47% | 1-3 | 33% | 4-6 | 67% |
| 4th Qtr | 7-18 | 39% | 1-5 | 20% | 5-11 | 45% |
| 1st Half | 12-26 | 46% | 4-9 | 44% | 6-10 | 60% |
| 2nd Half | 14-33 | 42% | 2-8 | 25% | 9-17 | 53% |
| Game | 26-59 | 44.1% | 6-17 | 35.3% | 15-27 | 55.6% |

Last FG: 4th-03:46
Biggest Run: 5-0
Largest lead: By 0 at -
Technical Fouls: None.

Game Notes:

Officials: **Missy Brooks, Charlie Hust, Royce Blevins**
 Attendance: **621**

Start Time: **2019-01-18 01:01:58**
 End Time: **2019-01-18 02:49:31**
 Game Duration: **107**
 Conference Game;

| Score | 1st | 2nd | 3rd | 4th | TOT |
|-------|-----|-----|-----|-----|------------|
| UTA | 24 | 22 | 29 | 25 | 100 |
| ASU | 14 | 20 | 19 | 20 | 73 |

UTA led for **39:01**. ASU led for **0:00**.
 Game was tied for **0:34**.
 Times tied: **0** Lead Changes: **0**

| Points from | UTA | ASU |
|--------------|-----|-----|
| In the Paint | 46 | 34 |
| Off Turns | 19 | 12 |
| 2nd Chance | 13 | 18 |
| Fast Break | 13 | 13 |
| Bench | 34 | 17 |

Official Box Score
UT Arlington vs Arkansas St.
First Half Statistics Only
January 18, 2019 at First National Bank Arena - Jonesboro, Arkansas



UT Arlington 46

| No. | Player | S | Pts | FG | 3FG | FT | OR | DR | TR | PF | A | TO | Blk | Stl | Min | +/- |
|-----|-------------------|---|-----------|--------------|-------------|------------|----------|----------|-----------|----------|-----------|----------|----------|----------|------------|-----|
| 00 | JOHNSON, CIERRA | | 11 | 4-7 | 1-1 | 2-3 | 1 | 0 | 1 | 1 | 2 | 0 | 0 | 0 | 17 | 16 |
| 01 | MCGOWEN, LAURYNN | | 0 | 0-0 | 0-0 | 0-0 | 0 | 0 | 0 | 1 | 1 | 0 | 0 | 0 | 5 | 1 |
| 02 | BILLIE, LAUREN | | 3 | 1-2 | 1-2 | 0-0 | 0 | 1 | 1 | 1 | 1 | 0 | 0 | 1 | 12 | 6 |
| 03 | DOSSEY, MISTY | | 0 | 0-0 | 0-0 | 0-0 | 0 | 1 | 1 | 0 | 0 | 0 | 0 | 0 | 1 | 1 |
| 12 | ALEXANDER, BROOKE | | 7 | 3-6 | 1-4 | 0-0 | 0 | 0 | 0 | 0 | 2 | 2 | 0 | 1 | 11 | 5 |
| 13 | MACHADO, DAIANE | | 2 | 1-2 | 0-0 | 0-0 | 0 | 2 | 2 | 1 | 1 | 0 | 0 | 0 | 6 | 2 |
| 20 | CHASTAIN, CLAIRE | | 9 | 4-7 | 1-1 | 0-0 | 1 | 2 | 3 | 0 | 0 | 0 | 1 | 0 | 11 | 11 |
| 21 | MILTON, TERRYN | | 5 | 2-5 | 1-2 | 0-0 | 0 | 1 | 1 | 1 | 1 | 0 | 1 | 0 | 15 | 11 |
| 23 | HAWKINS, CAMRYN | | 0 | 0-0 | 0-0 | 0-0 | 0 | 0 | 0 | 0 | 0 | 0 | 0 | 0 | 0 | 0 |
| 24 | EVANS, AYSIA | | 3 | 1-1 | 0-0 | 1-2 | 0 | 0 | 0 | 1 | 0 | 0 | 0 | 0 | 5 | 1 |
| 33 | JOHNSON, KELSEY | | 0 | 0-0 | 0-0 | 0-0 | 0 | 0 | 0 | 0 | 0 | 0 | 0 | 0 | 0 | 0 |
| 40 | WRIGHT, MICHAELA | | 0 | 0-0 | 0-0 | 0-0 | 0 | 0 | 0 | 0 | 0 | 0 | 0 | 0 | 0 | 0 |
| 41 | FERRELL, KATIE | | 6 | 3-5 | 0-0 | 0-0 | 4 | 1 | 5 | 2 | 3 | 1 | 0 | 2 | 16 | 6 |
| 45 | HALVERSON, EMMA | | 0 | 0-0 | 0-0 | 0-0 | 0 | 0 | 0 | 0 | 0 | 0 | 0 | 0 | 0 | 0 |
| | TEAM | | 0 | 0-0 | 0-0 | 0-0 | 0 | 0 | 0 | 0 | 0 | 0 | 0 | 0 | 0 | 0 |
| | TOTALS | | 46 | 19-35 | 5-10 | 3-5 | 6 | 8 | 14 | 8 | 11 | 3 | 2 | 4 | 100 | |

Shooting By Period

| Period | FG | FG% | 3FG | 3FG% | FT | FT% |
|----------|-------|-------|-------|-------|------|-------|
| 1st Qtr | 10-16 | 63% | 3-4 | 75% | 1-2 | 50% |
| 2nd Qtr | 9-19 | 47% | 2-6 | 33% | 2-3 | 67% |
| 1st Half | 19-35 | 54% | 5-10 | 50% | 3-5 | 60% |
| Game | 41-68 | 60.3% | 11-22 | 50.0% | 7-12 | 58.3% |

Last FG Half: UTA 2nd-00:47

Arkansas St. 34

| No. | Player | S | Pts | FG | 3FG | FT | OR | DR | TR | PF | A | TO | Blk | Stl | Min | +/- |
|-----|-------------------|---|-----------|--------------|------------|-------------|----------|-----------|-----------|----------|----------|----------|----------|----------|------------|-----|
| 00 | FORD, JADA | | 3 | 1-5 | 1-4 | 0-0 | 0 | 1 | 1 | 1 | 0 | 0 | 0 | 0 | 10 | -9 |
| 01 | WASHINGTON, JIREH | | 8 | 3-5 | 1-2 | 1-2 | 0 | 1 | 1 | 0 | 1 | 1 | 0 | 0 | 17 | -10 |
| 02 | TAYLOR, STARR | | 0 | 0-1 | 0-0 | 0-0 | 0 | 0 | 0 | 0 | 1 | 2 | 0 | 0 | 10 | -3 |
| 05 | TENNISON, PAYTON | | 6 | 2-4 | 1-2 | 1-2 | 1 | 1 | 2 | 1 | 1 | 1 | 0 | 0 | 12 | -13 |
| 10 | WESTBROOK, AKASHA | | 6 | 2-5 | 0-0 | 2-2 | 1 | 2 | 3 | 2 | 0 | 2 | 0 | 0 | 14 | -9 |
| 11 | PEEVY, LYCIA | | 0 | 0-0 | 0-0 | 0-0 | 0 | 0 | 0 | 0 | 3 | 1 | 0 | 0 | 6 | -3 |
| 14 | CLAYBORN, ASHLEY | | 0 | 0-0 | 0-0 | 0-0 | 0 | 0 | 0 | 0 | 0 | 0 | 0 | 0 | 0 | 0 |
| 22 | MAHAN, MAGGIE | | 0 | 0-0 | 0-0 | 0-0 | 0 | 0 | 0 | 0 | 0 | 0 | 0 | 0 | 0 | 0 |
| 23 | JACKSON, TRINETEE | | 0 | 0-0 | 0-0 | 0-0 | 0 | 1 | 1 | 1 | 0 | 1 | 0 | 0 | 5 | -5 |
| 24 | ELDER, JORDAN | | 0 | 0-0 | 0-0 | 0-0 | 0 | 0 | 0 | 0 | 0 | 1 | 0 | 0 | 11 | -1 |
| 35 | MARTIN, PEYTON | | 8 | 3-5 | 0-0 | 2-4 | 2 | 3 | 5 | 0 | 0 | 0 | 1 | 1 | 12 | -9 |
| 50 | HECKERT, MADISON | | 3 | 1-1 | 1-1 | 0-0 | 0 | 0 | 0 | 0 | 0 | 0 | 0 | 0 | 3 | 2 |
| | TEAM | | 0 | 0-0 | 0-0 | 0-0 | 3 | 1 | 4 | 0 | 0 | 0 | 0 | 0 | 0 | 0 |
| | TOTALS | | 34 | 12-26 | 4-9 | 6-10 | 7 | 10 | 17 | 5 | 6 | 9 | 1 | 1 | 100 | |

Shooting By Period

| Period | FG | FG% | 3FG | 3FG% | FT | FT% |
|----------|-------|-------|------|-------|-------|-------|
| 1st Qtr | 6-12 | 50% | 2-3 | 67% | 0-0 | 0% |
| 2nd Qtr | 6-14 | 43% | 2-6 | 33% | 6-10 | 60% |
| 1st Half | 12-26 | 46% | 4-9 | 44% | 6-10 | 60% |
| Game | 26-59 | 44.1% | 6-17 | 35.3% | 15-27 | 55.6% |

Last FG Half: ASU 2nd-00:32

Game Notes:

Officials: Missy Brooks, Charlie Hust, Royce Blevins
Attendance: 621

Start Time: 2019-01-18 01:01:58
End Time: 2019-01-18 02:49:31
Game Duration: 107
Conference Game;

| Score | 1st | 2nd | 3rd | 4th | TOT |
|-------|-----|-----|-----|-----|------------|
| UTA | 24 | 22 | 29 | 25 | 100 |
| ASU | 14 | 20 | 19 | 20 | 73 |

| Points from (This Period) | UTA | ASU |
|---------------------------|-----|-----|
| In the Paint | 18 | 14 |
| Off Turns | 11 | 6 |
| 2nd Chance | 6 | 9 |
| Fast Break | 2 | 1 |
| Bench | 14 | 6 |

Official Box Score
UT Arlington vs Arkansas St.
First Quarter Statistics Only
January 18, 2019 at First National Bank Arena - Jonesboro, Arkansas



UT Arlington 24

| No. | Player | S | Pts | FG | 3FG | FT | OR | DR | TR | PF | A | TO | Blk | Stl | Min | +/- |
|-----|-------------------|---|-----------|--------------|------------|------------|----------|----------|----------|----------|----------|----------|----------|----------|-----------|-----|
| 00 | JOHNSON, CIERRA | | 6 | 2-3 | 1-1 | 1-2 | 0 | 0 | 0 | 1 | 2 | 0 | 0 | 0 | 10 | 10 |
| 02 | BILLIE, LAUREN | | 3 | 1-2 | 1-2 | 0-0 | 0 | 1 | 1 | 0 | 1 | 0 | 0 | 1 | 9 | 8 |
| 12 | ALEXANDER, BROOKE | | 0 | 0-0 | 0-0 | 0-0 | 0 | 0 | 0 | 0 | 2 | 1 | 0 | 0 | 5 | 6 |
| 21 | MILTON, TERRYN | | 5 | 2-4 | 1-1 | 0-0 | 0 | 1 | 1 | 1 | 0 | 0 | 1 | 0 | 9 | 8 |
| 41 | FERRELL, KATIE | | 4 | 2-3 | 0-0 | 0-0 | 1 | 0 | 1 | 0 | 1 | 0 | 0 | 1 | 9 | 8 |
| 01 | MCGOWEN, LAURYNN | | 0 | 0-0 | 0-0 | 0-0 | 0 | 0 | 0 | 0 | 1 | 0 | 0 | 0 | 1 | 2 |
| 03 | DOSSEY, MISTY | | 0 | 0-0 | 0-0 | 0-0 | 0 | 0 | 0 | 0 | 0 | 0 | 0 | 0 | 0 | 0 |
| 13 | MACHADO, DAIANE | | 2 | 1-1 | 0-0 | 0-0 | 0 | 0 | 0 | 0 | 0 | 0 | 0 | 0 | 1 | 2 |
| 20 | CHASTAIN, CLAIRE | | 4 | 2-3 | 0-0 | 0-0 | 1 | 2 | 3 | 0 | 0 | 0 | 0 | 0 | 5 | 4 |
| 23 | HAWKINS, CAMRYN | | 0 | 0-0 | 0-0 | 0-0 | 0 | 0 | 0 | 0 | 0 | 0 | 0 | 0 | 0 | 0 |
| 24 | EVANS, AYSIA | | 0 | 0-0 | 0-0 | 0-0 | 0 | 0 | 0 | 0 | 0 | 0 | 0 | 0 | 1 | 2 |
| 33 | JOHNSON, KELSEY | | 0 | 0-0 | 0-0 | 0-0 | 0 | 0 | 0 | 0 | 0 | 0 | 0 | 0 | 0 | 0 |
| 40 | WRIGHT, MICHAELA | | 0 | 0-0 | 0-0 | 0-0 | 0 | 0 | 0 | 0 | 0 | 0 | 0 | 0 | 0 | 0 |
| 45 | HALVERSON, EMMA | | 0 | 0-0 | 0-0 | 0-0 | 0 | 0 | 0 | 0 | 0 | 0 | 0 | 0 | 0 | 0 |
| | TEAM | | | | | | 0 | 0 | 0 | 0 | 0 | 0 | 0 | 0 | | |
| | TOTALS | | 24 | 10-16 | 3-4 | 1-2 | 2 | 4 | 6 | 2 | 7 | 1 | 1 | 2 | 50 | |

Shooting By Period

| Period | FG | FG% | 3FG | 3FG% | FT | FT% |
|----------|-------|-------|-------|-------|------|-------|
| 1st Qtr | 10-16 | 63% | 3-4 | 75% | 1-2 | 50% |
| 2nd Qtr | 9-19 | 47% | 2-6 | 33% | 2-3 | 67% |
| 1st Half | 10-16 | 63% | 3-4 | 75% | 1-2 | 50% |
| 1st Half | 19-35 | 54% | 5-10 | 50% | 3-5 | 60% |
| Game | 41-68 | 60.3% | 11-22 | 50.0% | 7-12 | 58.3% |

Arkansas St. 14

| No. | Player | S | Pts | FG | 3FG | FT | OR | DR | TR | PF | A | TO | Blk | Stl | Min | +/- |
|-----|-------------------|---|-----------|-------------|------------|------------|----------|----------|----------|----------|----------|----------|----------|----------|-----------|-----|
| 01 | WASHINGTON, JIREH | | 5 | 2-4 | 1-2 | 0-0 | 0 | 0 | 0 | 0 | 0 | 0 | 0 | 0 | 9 | -8 |
| 02 | TAYLOR, STARR | | 0 | 0-1 | 0-0 | 0-0 | 0 | 0 | 0 | 0 | 0 | 1 | 0 | 0 | 4 | -6 |
| 05 | TENNISON, PAYTON | | 2 | 1-1 | 0-0 | 0-0 | 0 | 1 | 1 | 0 | 1 | 1 | 0 | 0 | 5 | -6 |
| 10 | WESTBROOK, AKASHA | | 2 | 1-3 | 0-0 | 0-0 | 1 | 0 | 1 | 1 | 0 | 0 | 0 | 0 | 6 | -8 |
| 35 | MARTIN, PEYTON | | 2 | 1-2 | 0-0 | 0-0 | 1 | 1 | 2 | 0 | 0 | 0 | 0 | 0 | 5 | -5 |
| 00 | FORD, JADA | | 3 | 1-1 | 1-1 | 0-0 | 0 | 1 | 1 | 0 | 0 | 0 | 0 | 0 | 5 | -4 |
| 11 | PEEVY, LYCIA | | 0 | 0-0 | 0-0 | 0-0 | 0 | 0 | 0 | 0 | 2 | 1 | 0 | 0 | 4 | -2 |
| 14 | CLAYBORN, ASHLEY | | 0 | 0-0 | 0-0 | 0-0 | 0 | 0 | 0 | 0 | 0 | 0 | 0 | 0 | 0 | 0 |
| 22 | MAHAN, MAGGIE | | 0 | 0-0 | 0-0 | 0-0 | 0 | 0 | 0 | 0 | 0 | 0 | 0 | 0 | 0 | 0 |
| 23 | JACKSON, TRINITEE | | 0 | 0-0 | 0-0 | 0-0 | 0 | 1 | 1 | 1 | 0 | 1 | 0 | 0 | 5 | -5 |
| 24 | ELDER, JORDAN | | 0 | 0-0 | 0-0 | 0-0 | 0 | 0 | 0 | 0 | 0 | 1 | 0 | 0 | 7 | -6 |
| 50 | HECKERT, MADISON | | 0 | 0-0 | 0-0 | 0-0 | 0 | 0 | 0 | 0 | 0 | 0 | 0 | 0 | 0 | 0 |
| | TEAM | | | | | | 0 | 0 | 0 | 0 | 0 | 0 | 0 | 0 | | |
| | TOTALS | | 14 | 6-12 | 2-3 | 0-0 | 2 | 4 | 6 | 2 | 3 | 5 | 0 | 0 | 50 | |

Shooting By Period

| Period | FG | FG% | 3FG | 3FG% | FT | FT% |
|----------|-------|-------|------|-------|-------|-------|
| 1st Qtr | 6-12 | 50% | 2-3 | 67% | 0-0 | 0% |
| 2nd Qtr | 6-14 | 43% | 2-6 | 33% | 6-10 | 60% |
| 1st Half | 6-12 | 50% | 2-3 | 67% | 0-0 | 0% |
| 1st Half | 12-26 | 46% | 4-9 | 44% | 6-10 | 60% |
| Game | 26-59 | 44.1% | 6-17 | 35.3% | 15-27 | 55.6% |

Game Notes:

Officials: Missy Brooks, Charlie Hust, Royce Blevins
Attendance: 621

Start Time: 2019-01-18 01:01:58
End Time: 2019-01-18 02:49:31
Game Duration: 107
Conference Game;

| Score | 1st | 2nd | 3rd | 4th | TOT |
|-------|-----|-----|-----|-----|------------|
| UTA | 24 | 22 | 29 | 25 | 100 |
| ASU | 14 | 20 | 19 | 20 | 73 |

| Points from (This Period) | UTA | ASU |
|---------------------------|-----|-----|
| In the Paint | 10 | 6 |
| Off Turns | 7 | 2 |
| 2nd Chance | 2 | 4 |
| Fast Break | 0 | 0 |
| Bench | 6 | 3 |

**Official Play-By-Play
UT Arlington vs Arkansas St.
First Quarter**

January 18, 2019 at First National Bank Arena - Jonesboro, Arkansas



Period 1

Starters:

UT Arlington: 0 JOHNSON, CIERRA; 2 BILLIE, LAUREN; 12 ALEXANDER, BROOKE; 21 MILTON, TERRY; 41 FERRELL, KATIE;

Arkansas St.: 1 WASHINGTON, JIREH; 2 TAYLOR, STARR; 5 TENNISON, PAYTON; 10 WESTBROOK, AKASHA; 35 MARTIN, PEYTON;

| Time | VISITORS: UT Arlington | Score | Margin | HOME: Arkansas St. |
|-------|--|-------|--------|---|
| 09:26 | GOOD! 3PTR by JOHNSON, CIERRA | 0-3 | V 3 | |
| 09:08 | | | | TURNOVER (LOSTBALL) by TAYLOR, STARR |
| 08:46 | GOOD! JUMPER by FERRELL, KATIE | 0-5 | V 5 | |
| 08:46 | ASSIST by BILLIE, LAUREN | | | |
| 08:34 | | | | MISSED JUMPER by WESTBROOK, AKASHA |
| 08:26 | | | | REBOUND (OFF) by MARTIN, PEYTON |
| 08:26 | | 2-5 | V 3 | GOOD! LAYUP by MARTIN, PEYTON |
| 08:14 | GOOD! 3PTR by BILLIE, LAUREN | 2-8 | V 6 | |
| 08:14 | ASSIST by ALEXANDER, BROOKE | | | |
| 08:02 | | | | MISSED LAYUP by MARTIN, PEYTON |
| 07:53 | REBOUND (DEF) by BILLIE, LAUREN | | | |
| 07:44 | MISSED LAYUP by JOHNSON, CIERRA | | | |
| 07:38 | | | | REBOUND (DEF) by TENNISON, PAYTON |
| 07:34 | FOUL (PERSONAL) by JOHNSON, CIERRA | | | |
| 07:23 | | | | MISSED LAYUP by TAYLOR, STARR |
| 07:23 | BLOCK by MILTON, TERRY | | | |
| 07:13 | REBOUND (DEF) by MILTON, TERRY | | | |
| 07:10 | MISSED 3PTR by BILLIE, LAUREN | | | |
| 07:06 | | | | REBOUND (DEF) by MARTIN, PEYTON |
| 06:55 | | 4-8 | V 4 | GOOD! LAYUP by WASHINGTON, JIREH [PNT] |
| 06:55 | | | | ASSIST by TENNISON, PAYTON |
| 06:32 | | | | FOUL (PERSONAL) by WESTBROOK, AKASHA |
| 06:32 | MISSED FT by JOHNSON, CIERRA | | | |
| 06:32 | REBOUND (OFF) by TEAM | | | |
| 06:32 | | | | SUB OUT: TAYLOR, STARR |
| 06:32 | | | | SUB IN: ELDER, JORDAN |
| 06:31 | GOOD! FT by JOHNSON, CIERRA | 4-9 | V 5 | |
| 06:16 | | 6-9 | V 3 | GOOD! JUMPER by TENNISON, PAYTON [PNT] |
| 06:01 | TURNOVER (TRAVEL) by ALEXANDER, BROOKE | | | |
| 06:01 | | | | SUB OUT: MARTIN, PEYTON |
| 06:01 | | | | SUB IN: JACKSON, TRINITEE |
| 05:43 | | | | MISSED 3PTR by WASHINGTON, JIREH |
| 05:37 | | | | REBOUND (OFF) by WESTBROOK, AKASHA |
| 05:35 | | 8-9 | V 1 | GOOD! JUMPER by WESTBROOK, AKASHA |
| 05:22 | GOOD! JUMPER by FERRELL, KATIE | 8-11 | V 3 | |
| 05:22 | ASSIST by JOHNSON, CIERRA | | | |
| 05:06 | | | | TURNOVER (BADPASS) by TENNISON, PAYTON |
| 05:06 | STEAL by FERRELL, KATIE | | | |
| 04:56 | GOOD! 3PTR by MILTON, TERRY | 8-14 | V 6 | |
| 04:56 | ASSIST by ALEXANDER, BROOKE | | | |
| 04:39 | | | | TURNOVER (LOSTBALL) by ELDER, JORDAN |
| 04:39 | | | | SUB OUT: TENNISON, PAYTON |
| 04:39 | | | | SUB IN: FORD, JADA |
| 04:39 | | | | SUB OUT: WESTBROOK, AKASHA |
| 04:39 | | | | SUB IN: PEEVY, LYCIA |
| 04:39 | SUB OUT: ALEXANDER, BROOKE | | | |
| 04:39 | SUB IN: CHASTAIN, CLAIRE | | | |
| 04:25 | MISSED JUMPER by MILTON, TERRY | | | |
| 04:21 | | | | REBOUND (DEF) by JACKSON, TRINITEE |
| 04:08 | | | | FOUL (OFF) by JACKSON, TRINITEE |
| 04:08 | | | | TURNOVER (OFFENSIVE) by JACKSON, TRINITEE |
| 03:50 | GOOD! LAYUP by CHASTAIN, CLAIRE [PNT] | 8-16 | V 8 | |
| 03:25 | | | | MISSED JUMPER by WASHINGTON, JIREH |
| 03:22 | REBOUND (DEF) by CHASTAIN, CLAIRE | | | |
| 03:06 | MISSED LAYUP by FERRELL, KATIE | | | |
| 03:00 | REBOUND (OFF) by CHASTAIN, CLAIRE | | | |
| 02:56 | MISSED JUMPER by MILTON, TERRY | | | |
| 02:52 | REBOUND (OFF) by FERRELL, KATIE | | | |
| 02:40 | GOOD! LAYUP by JOHNSON, CIERRA [PNT] | 8-18 | V 10 | |
| 02:40 | ASSIST by FERRELL, KATIE | | | |
| 02:19 | | 11-18 | V 7 | GOOD! 3PTR by FORD, JADA |
| 02:19 | | | | ASSIST by PEEVY, LYCIA |
| 01:58 | GOOD! LAYUP by MILTON, TERRY [PNT] | 11-20 | V 9 | |
| 01:58 | ASSIST by JOHNSON, CIERRA | | | |
| 01:48 | | | | TURNOVER (BADPASS) by PEEVY, LYCIA |
| 01:48 | STEAL by BILLIE, LAUREN | | | |
| 01:41 | MISSED LAYUP by CHASTAIN, CLAIRE | | | |
| 01:38 | | | | REBOUND (DEF) by FORD, JADA |
| 01:18 | | 14-20 | V 6 | GOOD! 3PTR by WASHINGTON, JIREH |

| Time | VISITORS: UT Arlington | Score | Margin | HOME: Arkansas St. |
|-------|---------------------------------------|-------|--------|------------------------------------|
| 01:18 | | | | ASSIST by PEEVY, LYCIA |
| 00:52 | GOOD! LAYUP by CHASTAIN, CLAIRE [PNT] | 14-22 | V 8 | |
| 00:36 | FOUL (PERSONAL) by MILTON, TERRYNN | | | |
| 00:36 | | | | SUB OUT: WASHINGTON, JIREH |
| 00:36 | | | | SUB IN: WESTBROOK, AKASHA |
| 00:36 | | | | SUB OUT: PEEVY, LYCIA |
| 00:36 | | | | SUB IN: MARTIN, PEYTON |
| 00:36 | | | | SUB OUT: JACKSON, TRINITEE |
| 00:36 | | | | SUB IN: TAYLOR, STARR |
| 00:36 | SUB OUT: BILLIE, LAUREN | | | |
| 00:36 | SUB IN: MCGOWEN, LAURYNN | | | |
| 00:36 | SUB OUT: MILTON, TERRYNN | | | |
| 00:36 | SUB IN: EVANS, AYSIA | | | |
| 00:36 | SUB OUT: FERRELL, KATIE | | | |
| 00:36 | SUB IN: MACHADO, DAIANE | | | |
| 00:25 | | | | MISSED JUMPER by WESTBROOK, AKASHA |
| 00:22 | REBOUND (DEF) by CHASTAIN, CLAIRE | | | |
| 00:06 | GOOD! LAYUP by MACHADO, DAIANE [PNT] | 14-24 | V 10 | |
| 00:06 | ASSIST by MCGOWEN, LAURYNN | | | |

UT Arlington 24, Arkansas St. 14

| Points from (This Period) | UTA | ASU |
|---------------------------|-----|-----|
| In the Paint | 10 | 6 |
| Off Turns | 7 | 2 |
| 2nd Chance | 2 | 4 |
| Fast Break | 0 | 0 |
| Bench | 6 | 3 |

Official Box Score
UT Arlington vs Arkansas St.
Second Quarter Statistics Only
January 18, 2019 at First National Bank Arena - Jonesboro, Arkansas



UT Arlington 22

| No. | Player | S | Pts | FG | 3FG | FT | OR | DR | TR | PF | A | TO | Blk | Stl | Min | +/- |
|-----|-------------------|---|-----------|-------------|------------|------------|----------|----------|----------|----------|----------|----------|----------|----------|-----------|-----|
| 00 | JOHNSON, CIERRA | | 5 | 2-4 | 0-0 | 1-1 | 1 | 0 | 1 | 0 | 0 | 0 | 0 | 0 | 7 | 6 |
| 02 | BILLIE, LAUREN | | 0 | 0-0 | 0-0 | 0-0 | 0 | 0 | 0 | 1 | 0 | 0 | 0 | 0 | 3 | -2 |
| 12 | ALEXANDER, BROOKE | | 7 | 3-6 | 1-4 | 0-0 | 0 | 0 | 0 | 0 | 0 | 1 | 0 | 1 | 6 | -1 |
| 21 | MILTON, TERRYN | | 0 | 0-1 | 0-1 | 0-0 | 0 | 0 | 0 | 0 | 1 | 0 | 0 | 0 | 6 | 3 |
| 41 | FERRELL, KATIE | | 2 | 1-2 | 0-0 | 0-0 | 3 | 1 | 4 | 2 | 2 | 1 | 0 | 1 | 7 | -2 |
| 01 | MCGOWEN, LAURYNN | | 0 | 0-0 | 0-0 | 0-0 | 0 | 0 | 0 | 1 | 0 | 0 | 0 | 0 | 4 | -1 |
| 03 | DOSSEY, MISTY | | 0 | 0-0 | 0-0 | 0-0 | 0 | 1 | 1 | 0 | 0 | 0 | 0 | 0 | 1 | 1 |
| 13 | MACHADO, DAIANE | | 0 | 0-1 | 0-0 | 0-0 | 0 | 2 | 2 | 1 | 1 | 0 | 0 | 0 | 5 | 0 |
| 20 | CHASTAIN, CLAIRE | | 5 | 2-4 | 1-1 | 0-0 | 0 | 0 | 0 | 0 | 0 | 0 | 1 | 0 | 6 | 7 |
| 23 | HAWKINS, CAMRYN | | 0 | 0-0 | 0-0 | 0-0 | 0 | 0 | 0 | 0 | 0 | 0 | 0 | 0 | 0 | 0 |
| 24 | EVANS, AYSIA | | 3 | 1-1 | 0-0 | 1-2 | 0 | 0 | 0 | 1 | 0 | 0 | 0 | 0 | 4 | -1 |
| 33 | JOHNSON, KELSEY | | 0 | 0-0 | 0-0 | 0-0 | 0 | 0 | 0 | 0 | 0 | 0 | 0 | 0 | 0 | 0 |
| 40 | WRIGHT, MICHAELA | | 0 | 0-0 | 0-0 | 0-0 | 0 | 0 | 0 | 0 | 0 | 0 | 0 | 0 | 0 | 0 |
| 45 | HALVERSON, EMMA | | 0 | 0-0 | 0-0 | 0-0 | 0 | 0 | 0 | 0 | 0 | 0 | 0 | 0 | 0 | 0 |
| | TEAM | | | | | | 0 | 0 | 0 | 0 | | 0 | | | | |
| | TOTALS | | 22 | 9-19 | 2-6 | 2-3 | 4 | 4 | 8 | 6 | 4 | 2 | 1 | 2 | 50 | |

Shooting By Period

| Period | FG | FG% | 3FG | 3FG% | FT | FT% |
|----------|-------|-------|-------|-------|------|-------|
| 3rd Qtr | 12-16 | 75% | 1-3 | 33% | 4-6 | 67% |
| 4th Qtr | 10-17 | 59% | 5-9 | 56% | 0-1 | 00% |
| 2nd Half | 9-19 | 47% | 2-6 | 33% | 2-3 | 67% |
| 2nd Half | 22-33 | 67% | 6-12 | 50% | 4-7 | 57% |
| Game | 41-68 | 60.3% | 11-22 | 50.0% | 7-12 | 58.3% |

Arkansas St. 20

| No. | Player | S | Pts | FG | 3FG | FT | OR | DR | TR | PF | A | TO | Blk | Stl | Min | +/- |
|-----|-------------------|---|-----------|-------------|------------|-------------|----------|----------|-----------|----------|----------|----------|----------|----------|-----------|-----|
| 01 | WASHINGTON, JIREH | | 3 | 1-1 | 0-0 | 1-2 | 0 | 1 | 1 | 0 | 1 | 1 | 0 | 0 | 8 | -2 |
| 02 | TAYLOR, STARR | | 0 | 0-0 | 0-0 | 0-0 | 0 | 0 | 0 | 0 | 1 | 1 | 0 | 0 | 6 | 3 |
| 05 | TENNISON, PAYTON | | 4 | 1-3 | 1-2 | 1-2 | 1 | 0 | 1 | 1 | 0 | 0 | 0 | 0 | 7 | -7 |
| 10 | WESTBROOK, AKASHA | | 4 | 1-2 | 0-0 | 2-2 | 0 | 2 | 2 | 1 | 0 | 2 | 0 | 0 | 8 | -1 |
| 35 | MARTIN, PEYTON | | 6 | 2-3 | 0-0 | 2-4 | 1 | 2 | 3 | 0 | 0 | 0 | 1 | 1 | 7 | -4 |
| 00 | FORD, JADA | | 0 | 0-4 | 0-3 | 0-0 | 0 | 0 | 0 | 1 | 0 | 0 | 0 | 0 | 5 | -5 |
| 11 | PEEVY, LYCIA | | 0 | 0-0 | 0-0 | 0-0 | 0 | 0 | 0 | 0 | 1 | 0 | 0 | 0 | 2 | -1 |
| 14 | CLAYBORN, ASHLEY | | 0 | 0-0 | 0-0 | 0-0 | 0 | 0 | 0 | 0 | 0 | 0 | 0 | 0 | 0 | 0 |
| 22 | MAHAN, MAGGIE | | 0 | 0-0 | 0-0 | 0-0 | 0 | 0 | 0 | 0 | 0 | 0 | 0 | 0 | 0 | 0 |
| 23 | JACKSON, TRINITEE | | 0 | 0-0 | 0-0 | 0-0 | 0 | 0 | 0 | 0 | 0 | 0 | 0 | 0 | 0 | 0 |
| 24 | ELDER, JORDAN | | 0 | 0-0 | 0-0 | 0-0 | 0 | 0 | 0 | 0 | 0 | 0 | 0 | 0 | 4 | 5 |
| 50 | HECKERT, MADISON | | 3 | 1-1 | 1-1 | 0-0 | 0 | 0 | 0 | 0 | 0 | 0 | 0 | 0 | 3 | 2 |
| | TEAM | | | | | | 3 | 1 | 4 | 0 | | 0 | | | | |
| | TOTALS | | 20 | 6-14 | 2-6 | 6-10 | 5 | 6 | 11 | 3 | 3 | 4 | 1 | 1 | 50 | |

Shooting By Period

| Period | FG | FG% | 3FG | 3FG% | FT | FT% |
|----------|-------|-------|------|-------|-------|-------|
| 3rd Qtr | 7-15 | 47% | 1-3 | 33% | 4-6 | 67% |
| 4th Qtr | 7-18 | 39% | 1-5 | 20% | 5-11 | 45% |
| 2nd Half | 6-14 | 43% | 2-6 | 33% | 6-10 | 60% |
| 2nd Half | 14-33 | 42% | 2-8 | 25% | 9-17 | 53% |
| Game | 26-59 | 44.1% | 6-17 | 35.3% | 15-27 | 55.6% |

Game Notes:

Officials: Missy Brooks, Charlie Hust, Royce Blevins
Attendance: 621

Start Time: 2019-01-18 01:01:58
End Time: 2019-01-18 02:49:31
Game Duration: 107
Conference Game;

| Score | 1st | 2nd | 3rd | 4th | TOT |
|-------|-----|-----|-----|-----|-----|
| UTA | 24 | 22 | 29 | 25 | 100 |
| ASU | 14 | 20 | 19 | 20 | 73 |

| Points from (This Period) | UTA | ASU |
|---------------------------|-----|-----|
| In the Paint | 8 | 8 |
| Off Turns | 4 | 4 |
| 2nd Chance | 4 | 5 |
| Fast Break | 2 | 1 |
| Bench | 8 | 3 |

**Official Play-By-Play
UT Arlington vs Arkansas St.
Second Quarter**

January 18, 2019 at First National Bank Arena - Jonesboro, Arkansas



Period 2

Starters:

UT Arlington: 0 JOHNSON, CIERRA; 2 BILLIE, LAUREN; 12 ALEXANDER, BROOKE; 21 MILTON, TERRY; 41 FERRELL, KATIE;

Arkansas St.: 1 WASHINGTON, JIREH; 2 TAYLOR, STARR; 5 TENNISON, PAYTON; 10 WESTBROOK, AKASHA; 35 MARTIN, PEYTON;

| Time | VISITORS: UT Arlington | Score | Margin | HOME: Arkansas St. |
|-------|---------------------------------------|-------|--------|--|
| 09:49 | FOUL (PERSONAL) by EVANS, AYSIA | | | |
| 09:49 | | | | MISSED FT by TENNISON, PAYTON |
| 09:49 | | | | REBOUND (OFF) by TEAM |
| 09:49 | | 15-24 | V 9 | GOOD! FT by TENNISON, PAYTON |
| 09:30 | GOOD! JUMPER by JOHNSON, CIERRA | 15-26 | V 11 | |
| 09:06 | | | | MISSED LAYUP by FORD, JADA |
| 09:03 | REBOUND (DEF) by MACHADO, DAIANE | | | |
| 08:53 | GOOD! LAYUP by EVANS, AYSIA | 15-28 | V 13 | |
| 08:36 | | | | MISSED JUMPER by WESTBROOK, AKASHA |
| 08:34 | | | | REBOUND (OFF) by TEAM |
| 08:34 | SUB OUT: JOHNSON, CIERRA | | | |
| 08:34 | SUB IN: FERRELL, KATIE | | | |
| 08:34 | FOUL (PERSONAL) by MACHADO, DAIANE | | | |
| 08:31 | | | | MISSED JUMPER by TENNISON, PAYTON |
| 08:31 | BLOCK by CHASTAIN, CLAIRE | | | |
| 08:31 | | | | REBOUND (OFF) by TEAM |
| 08:24 | | 18-28 | V 10 | GOOD! 3PTR by TENNISON, PAYTON |
| 08:24 | | | | ASSIST by TAYLOR, STARR |
| 07:58 | MISSED JUMPER by MACHADO, DAIANE | | | |
| 07:55 | REBOUND (OFF) by FERRELL, KATIE | | | |
| 07:54 | MISSED LAYUP by CHASTAIN, CLAIRE | | | |
| 07:51 | | | | REBOUND (DEF) by WESTBROOK, AKASHA |
| 07:45 | | | | MISSED 3PTR by FORD, JADA |
| 07:40 | | | | REBOUND (OFF) by TEAM |
| 07:40 | | | | SUB OUT: FORD, JADA |
| 07:40 | | | | SUB IN: WASHINGTON, JIREH |
| 07:39 | | | | TURNOVER (TRAVEL) by WESTBROOK, AKASHA |
| 07:20 | MISSED JUMPER by CHASTAIN, CLAIRE | | | |
| 07:20 | | | | REBOUND (DEF) by TEAM |
| 07:11 | | | | MISSED 3PTR by TENNISON, PAYTON |
| 07:07 | REBOUND (DEF) by MACHADO, DAIANE | | | |
| 06:57 | GOOD! LAYUP by FERRELL, KATIE [PNT] | 18-30 | V 12 | |
| 06:57 | ASSIST by MACHADO, DAIANE | | | |
| 06:50 | | | | TURNOVER (LOSTBALL) by TAYLOR, STARR |
| 06:50 | STEAL by FERRELL, KATIE | | | |
| 06:45 | | | | FOUL (PERSONAL) by TENNISON, PAYTON |
| 06:45 | MISSED FT by EVANS, AYSIA | | | |
| 06:45 | REBOUND (OFF) by TEAM | | | |
| 06:45 | SUB OUT: CHASTAIN, CLAIRE | | | |
| 06:45 | SUB IN: ALEXANDER, BROOKE | | | |
| 06:45 | | | | SUB OUT: TENNISON, PAYTON |
| 06:45 | | | | SUB IN: ELDER, JORDAN |
| 06:45 | GOOD! FT by EVANS, AYSIA [FB] | 18-31 | V 13 | |
| 06:24 | FOUL (PERSONAL) by FERRELL, KATIE | | | |
| 06:24 | | 19-31 | V 12 | GOOD! FT by MARTIN, PEYTON |
| 06:24 | | 20-31 | V 11 | GOOD! FT by MARTIN, PEYTON |
| 06:16 | TURNOVER (LOSTBALL) by FERRELL, KATIE | | | |
| 06:16 | | | | STEAL by MARTIN, PEYTON |
| 06:11 | | | | MISSED LAYUP by MARTIN, PEYTON |
| 06:06 | | | | REBOUND (OFF) by MARTIN, PEYTON |
| 06:06 | | 22-31 | V 9 | GOOD! LAYUP by MARTIN, PEYTON |
| 05:55 | MISSED 3PTR by ALEXANDER, BROOKE | | | |
| 05:52 | | | | REBOUND (DEF) by WASHINGTON, JIREH |
| 05:50 | FOUL (PERSONAL) by MCGOWEN, LAURYNN | | | |
| 05:50 | | | | MISSED FT by WASHINGTON, JIREH |
| 05:50 | | | | REBOUND (OFF) by TEAM |
| 05:50 | | | | SUB OUT: MARTIN, PEYTON |
| 05:50 | | | | SUB IN: HECKERT, MADISON |
| 05:50 | SUB OUT: MCGOWEN, LAURYNN | | | |
| 05:50 | SUB IN: BILLIE, LAUREN | | | |
| 05:50 | SUB OUT: MACHADO, DAIANE | | | |
| 05:50 | SUB IN: JOHNSON, CIERRA | | | |
| 05:50 | SUB OUT: EVANS, AYSIA | | | |
| 05:50 | SUB IN: MILTON, TERRY | | | |
| 05:50 | | 23-31 | V 8 | GOOD! FT by WASHINGTON, JIREH [FB] |
| 05:26 | MISSED 3PTR by MILTON, TERRY | | | |
| 05:22 | REBOUND (OFF) by FERRELL, KATIE | | | |
| 05:16 | GOOD! JUMPER by ALEXANDER, BROOKE | 23-33 | V 10 | |
| 04:55 | | 26-33 | V 7 | GOOD! 3PTR by HECKERT, MADISON |
| 04:55 | | | | ASSIST by WASHINGTON, JIREH |

| Time | VISITORS: UT Arlington | Score | Margin | HOME: Arkansas St. |
|-------|--|-------|--------|---|
| 04:40 | GOOD! JUMPER by ALEXANDER, BROOKE | 26-35 | V 9 | |
| 04:40 | ASSIST by FERRELL, KATIE | | | |
| 04:18 | | 28-35 | V 7 | GOOD! LAYUP by WASHINGTON, JIREH [PNT] |
| 04:05 | TURNOVER (TRAVEL) by ALEXANDER, BROOKE | | | |
| 04:05 | | | | SUB OUT: TAYLOR, STARR |
| 04:05 | | | | SUB IN: TENNISON, PAYTON |
| 03:48 | | 30-35 | V 5 | GOOD! JUMPER by WESTBROOK, AKASHA [PNT] |
| 03:31 | GOOD! 3PTR by ALEXANDER, BROOKE | 30-38 | V 8 | |
| 03:31 | ASSIST by FERRELL, KATIE | | | |
| 02:56 | | | | TURNOVER (BADPASS) by WASHINGTON, JIREH |
| 02:56 | STEAL by ALEXANDER, BROOKE | | | |
| 02:33 | MISSED LAYUP by JOHNSON, CIERRA | | | |
| 02:30 | REBOUND (OFF) by JOHNSON, CIERRA | | | |
| 02:28 | MISSED 3PTR by ALEXANDER, BROOKE | | | |
| 02:26 | | | | REBOUND (DEF) by WESTBROOK, AKASHA |
| 02:26 | FOUL (PERSONAL) by BILLIE, LAUREN | | | |
| 02:26 | | 31-38 | V 7 | GOOD! FT by WESTBROOK, AKASHA |
| 02:26 | | | | SUB OUT: ELDER, JORDAN |
| 02:26 | | | | SUB IN: MARTIN, PEYTON |
| 02:26 | | | | SUB OUT: HECKERT, MADISON |
| 02:26 | | | | SUB IN: FORD, JADA |
| 02:26 | SUB OUT: BILLIE, LAUREN | | | |
| 02:26 | SUB IN: CHASTAIN, CLAIRE | | | |
| 02:26 | | 32-38 | V 6 | GOOD! FT by WESTBROOK, AKASHA |
| 02:03 | MISSED LAYUP by FERRELL, KATIE | | | |
| 01:59 | REBOUND (OFF) by FERRELL, KATIE | | | |
| 01:54 | GOOD! LAYUP by JOHNSON, CIERRA | 32-40 | V 8 | |
| 01:52 | | | | FOUL (OFF) by WESTBROOK, AKASHA |
| 01:52 | | | | TURNOVER (OFFENSIVE) by WESTBROOK, AKASHA |
| 01:47 | GOOD! LAYUP by CHASTAIN, CLAIRE [PNT] | 32-42 | V 10 | |
| 01:47 | | | | FOUL (PERSONAL) by FORD, JADA |
| 01:47 | GOOD! FT by JOHNSON, CIERRA [FB] | 32-43 | V 11 | |
| 01:47 | | | | SUB OUT: WESTBROOK, AKASHA |
| 01:47 | | | | SUB IN: PEEVY, LYCIA |
| 01:30 | | | | MISSED 3PTR by FORD, JADA |
| 01:26 | REBOUND (DEF) by FERRELL, KATIE | | | |
| 01:12 | MISSED 3PTR by ALEXANDER, BROOKE | | | |
| 01:11 | | | | REBOUND (DEF) by MARTIN, PEYTON |
| 01:11 | FOUL (PERSONAL) by FERRELL, KATIE | | | |
| 01:11 | | | | MISSED FT by MARTIN, PEYTON |
| 01:11 | | | | REBOUND (OFF) by TEAM |
| 01:11 | SUB OUT: FERRELL, KATIE | | | |
| 01:11 | SUB IN: MACHADO, DAIANE | | | |
| 01:11 | SUB OUT: ALEXANDER, BROOKE | | | |
| 01:11 | SUB IN: DOSSEY, MISTY | | | |
| 01:11 | | | | MISSED FT by MARTIN, PEYTON |
| 01:09 | | | | REBOUND (OFF) by TENNISON, PAYTON |
| 01:06 | | | | MISSED 3PTR by FORD, JADA |
| 01:01 | REBOUND (DEF) by DOSSEY, MISTY | | | |
| 00:47 | GOOD! 3PTR by CHASTAIN, CLAIRE | 32-46 | V 14 | |
| 00:47 | ASSIST by MILTON, TERRY | | | |
| 00:32 | | 34-46 | V 12 | GOOD! LAYUP by MARTIN, PEYTON [PNT] |
| 00:32 | | | | ASSIST by PEEVY, LYCIA |
| 00:00 | MISSED LAYUP by JOHNSON, CIERRA | | | |
| 00:00 | | | | BLOCK by MARTIN, PEYTON |
| 00:00 | | | | REBOUND (DEF) by MARTIN, PEYTON |

UT Arlington 46, Arkansas St. 34

| Points from (This Period) | UTA | ASU |
|---------------------------|-----|-----|
| In the Paint | 8 | 8 |
| Off Turns | 4 | 4 |
| 2nd Chance | 4 | 5 |
| Fast Break | 2 | 1 |
| Bench | 8 | 3 |

Official Box Score
UT Arlington vs Arkansas St.
Second Half Statistics Only
January 18, 2019 at First National Bank Arena - Jonesboro, Arkansas



UT Arlington 54

| No. | Player | S | Pts | FG | 3FG | FT | OR | DR | TR | PF | A | TO | Blk | Stl | Min | +/- |
|-----|-------------------|---|-----------|--------------|-------------|------------|----------|-----------|-----------|-----------|-----------|----------|----------|----------|-----------|-----|
| 00 | JOHNSON, CIERRA | | 13 | 5-6 | 1-1 | 2-2 | 0 | 2 | 2 | 2 | 2 | 0 | 1 | 0 | 15 | 10 |
| 01 | MCGOWEN, LAURYNN | | 5 | 2-3 | 0-0 | 1-2 | 1 | 1 | 2 | 0 | 3 | 2 | 0 | 0 | 10 | 10 |
| 02 | BILLIE, LAUREN | | 6 | 2-3 | 2-3 | 0-0 | 1 | 1 | 2 | 2 | 2 | 1 | 0 | 0 | 10 | 3 |
| 03 | DOSSEY, MISTY | | 0 | 0-0 | 0-0 | 0-0 | 0 | 0 | 0 | 0 | 0 | 0 | 0 | 0 | 0 | 0 |
| 12 | ALEXANDER, BROOKE | | 13 | 5-6 | 3-4 | 0-0 | 0 | 0 | 0 | 2 | 1 | 0 | 0 | 0 | 8 | 8 |
| 13 | MACHADO, DAIANE | | 2 | 1-1 | 0-0 | 0-0 | 1 | 0 | 1 | 2 | 1 | 0 | 0 | 0 | 5 | 1 |
| 20 | CHASTAIN, CLAIRE | | 0 | 0-4 | 0-3 | 0-0 | 1 | 3 | 4 | 1 | 1 | 0 | 0 | 0 | 11 | 7 |
| 21 | MILTON, TERRYNN | | 2 | 1-1 | 0-0 | 0-0 | 0 | 1 | 1 | 1 | 1 | 0 | 0 | 0 | 9 | 5 |
| 23 | HAWKINS, CAMRYN | | 0 | 0-1 | 0-1 | 0-0 | 0 | 0 | 0 | 0 | 0 | 0 | 0 | 0 | 3 | 4 |
| 24 | EVANS, AYSIA | | 5 | 2-2 | 0-0 | 1-2 | 0 | 0 | 0 | 0 | 1 | 0 | 0 | 0 | 6 | 8 |
| 33 | JOHNSON, KELSEY | | 2 | 1-2 | 0-0 | 0-0 | 1 | 1 | 2 | 1 | 1 | 1 | 0 | 0 | 4 | 4 |
| 40 | WRIGHT, MICHAELA | | 0 | 0-0 | 0-0 | 0-0 | 0 | 0 | 0 | 0 | 0 | 0 | 1 | 0 | 2 | 5 |
| 41 | FERRELL, KATIE | | 0 | 0-0 | 0-0 | 0-0 | 0 | 1 | 1 | 2 | 1 | 0 | 0 | 0 | 3 | 1 |
| 45 | HALVERSON, EMMA | | 6 | 3-4 | 0-0 | 0-1 | 0 | 2 | 2 | 2 | 1 | 0 | 1 | 0 | 10 | 9 |
| | TEAM | | 0 | 0-0 | 0-0 | 0-0 | 0 | 0 | 0 | 0 | 0 | 0 | 0 | 0 | 0 | 0 |
| | TOTALS | | 54 | 22-33 | 6-12 | 4-7 | 5 | 12 | 17 | 15 | 15 | 4 | 3 | 0 | 98 | |

Shooting By Period

| Period | FG | FG% | 3FG | 3FG% | FT | FT% |
|----------|-------|-------|-------|-------|------|-------|
| 3rd Qtr | 12-16 | 75% | 1-3 | 33% | 4-6 | 67% |
| 4th Qtr | 10-17 | 59% | 5-9 | 56% | 0-1 | 00% |
| 2nd Half | 22-33 | 67% | 6-12 | 50% | 4-7 | 57% |
| Game | 41-68 | 60.3% | 11-22 | 50.0% | 7-12 | 58.3% |

Last FG Half: UTA 4th-00:38

Arkansas St. 39

| No. | Player | S | Pts | FG | 3FG | FT | OR | DR | TR | PF | A | TO | Blk | Stl | Min | +/- |
|-----|-------------------|---|-----------|--------------|------------|-------------|-----------|----------|-----------|-----------|----------|----------|----------|----------|-----------|-----|
| 00 | FORD, JADA | | 0 | 0-0 | 0-0 | 0-0 | 0 | 0 | 0 | 0 | 0 | 0 | 0 | 0 | 2 | -5 |
| 01 | WASHINGTON, JIREH | | 6 | 2-4 | 1-1 | 1-4 | 1 | 2 | 3 | 1 | 4 | 0 | 0 | 1 | 15 | -11 |
| 02 | TAYLOR, STARR | | 4 | 2-4 | 0-0 | 0-0 | 2 | 0 | 2 | 1 | 2 | 1 | 0 | 1 | 17 | -16 |
| 05 | TENNISON, PAYTON | | 0 | 0-4 | 0-3 | 0-0 | 0 | 0 | 0 | 0 | 0 | 0 | 0 | 0 | 13 | -6 |
| 10 | WESTBROOK, AKASHA | | 4 | 1-2 | 0-0 | 2-2 | 0 | 1 | 1 | 2 | 1 | 1 | 0 | 0 | 9 | -9 |
| 11 | PEEVY, LYCIA | | 2 | 1-2 | 0-0 | 0-0 | 1 | 0 | 1 | 1 | 0 | 1 | 0 | 0 | 4 | -4 |
| 14 | CLAYBORN, ASHLEY | | 1 | 0-0 | 0-0 | 1-2 | 1 | 0 | 1 | 1 | 0 | 0 | 0 | 0 | 3 | -4 |
| 22 | MAHAN, MAGGIE | | 2 | 0-0 | 0-0 | 2-2 | 1 | 1 | 2 | 1 | 1 | 0 | 0 | 0 | 4 | -4 |
| 23 | JACKSON, TRINITEE | | 3 | 1-3 | 0-0 | 1-2 | 1 | 0 | 1 | 0 | 0 | 0 | 0 | 0 | 3 | 1 |
| 24 | ELDER, JORDAN | | 3 | 1-4 | 1-4 | 0-0 | 0 | 0 | 0 | 0 | 0 | 0 | 0 | 0 | 7 | -3 |
| 35 | MARTIN, PEYTON | | 14 | 6-9 | 0-0 | 2-5 | 1 | 3 | 4 | 2 | 0 | 0 | 0 | 0 | 15 | -11 |
| 50 | HECKERT, MADISON | | 0 | 0-1 | 0-0 | 0-0 | 1 | 0 | 1 | 1 | 0 | 1 | 0 | 0 | 4 | -3 |
| | TEAM | | 0 | 0-0 | 0-0 | 0-0 | 1 | 1 | 2 | 0 | 0 | 0 | 0 | 0 | 0 | 0 |
| | TOTALS | | 39 | 14-33 | 2-8 | 9-17 | 10 | 8 | 18 | 10 | 8 | 4 | 0 | 2 | 98 | |

Shooting By Period

| Period | FG | FG% | 3FG | 3FG% | FT | FT% |
|----------|-------|-------|------|-------|-------|-------|
| 3rd Qtr | 7-15 | 47% | 1-3 | 33% | 4-6 | 67% |
| 4th Qtr | 7-18 | 39% | 1-5 | 20% | 5-11 | 45% |
| 2nd Half | 14-33 | 42% | 2-8 | 25% | 9-17 | 53% |
| Game | 26-59 | 44.1% | 6-17 | 35.3% | 15-27 | 55.6% |

Last FG Half: ASU 4th-03:46

Game Notes:

Officials: Missy Brooks, Charlie Hust, Royce Blevins
 Attendance: 621

Start Time: 2019-01-18 01:01:58
 End Time: 2019-01-18 02:49:31
 Game Duration: 107
 Conference Game;

| Score | 1st | 2nd | 3rd | 4th | TOT |
|-------|-----|-----|-----|-----|-----|
| UTA | 24 | 22 | 29 | 25 | 100 |
| ASU | 14 | 20 | 19 | 20 | 73 |

| Points from (This Period) | UTA | ASU |
|---------------------------|-----|-----|
| In the Paint | 28 | 20 |
| Off Turns | 8 | 6 |
| 2nd Chance | 7 | 9 |
| Fast Break | 11 | 12 |
| Bench | 20 | 11 |

Official Box Score
UT Arlington vs Arkansas St.
Third Quarter Statistics Only
January 18, 2019 at First National Bank Arena - Jonesboro, Arkansas



UT Arlington 54

| No. | Player | S | Pts | FG | 3FG | FT | OR | DR | TR | PF | A | TO | Blk | Stl | Min | +/- |
|-----|-------------------|---|-----------|--------------|------------|------------|----------|----------|----------|----------|----------|----------|----------|----------|-----------|-----|
| 00 | JOHNSON, CIERRA | | 11 | 4-4 | 1-1 | 2-2 | 0 | 1 | 1 | 0 | 2 | 0 | 0 | 0 | 10 | 9 |
| 02 | BILLIE, LAUREN | | 0 | 0-0 | 0-0 | 0-0 | 0 | 0 | 0 | 0 | 1 | 0 | 0 | 0 | 6 | 2 |
| 12 | ALEXANDER, BROOKE | | 2 | 1-2 | 0-1 | 0-0 | 0 | 0 | 0 | 1 | 1 | 0 | 0 | 0 | 4 | 4 |
| 21 | MILTON, TERRYN | | 2 | 1-1 | 0-0 | 0-0 | 0 | 0 | 0 | 0 | 0 | 0 | 0 | 0 | 4 | 4 |
| 41 | FERRELL, KATIE | | 0 | 0-0 | 0-0 | 0-0 | 0 | 0 | 0 | 1 | 1 | 0 | 0 | 0 | 2 | 3 |
| 01 | MCGOWEN, LAURYNN | | 5 | 2-3 | 0-0 | 1-2 | 0 | 1 | 1 | 0 | 0 | 1 | 0 | 0 | 6 | 6 |
| 03 | DOSSEY, MISTY | | 0 | 0-0 | 0-0 | 0-0 | 0 | 0 | 0 | 0 | 0 | 0 | 0 | 0 | 0 | 0 |
| 13 | MACHADO, DAIANE | | 2 | 1-1 | 0-0 | 0-0 | 1 | 0 | 1 | 2 | 1 | 0 | 0 | 0 | 5 | 1 |
| 20 | CHASTAIN, CLAIRE | | 0 | 0-1 | 0-1 | 0-0 | 0 | 2 | 2 | 1 | 0 | 0 | 0 | 0 | 6 | 6 |
| 23 | HAWKINS, CAMRYN | | 0 | 0-0 | 0-0 | 0-0 | 0 | 0 | 0 | 0 | 0 | 0 | 0 | 0 | 0 | 0 |
| 24 | EVANS, AYSIA | | 5 | 2-2 | 0-0 | 1-2 | 0 | 0 | 0 | 0 | 1 | 0 | 0 | 0 | 4 | 8 |
| 33 | JOHNSON, KELSEY | | 0 | 0-0 | 0-0 | 0-0 | 0 | 0 | 0 | 0 | 0 | 0 | 0 | 0 | 0 | 0 |
| 40 | WRIGHT, MICHAELA | | 0 | 0-0 | 0-0 | 0-0 | 0 | 0 | 0 | 0 | 0 | 0 | 0 | 0 | 0 | 0 |
| 45 | HALVERSON, EMMA | | 2 | 1-2 | 0-0 | 0-0 | 0 | 2 | 2 | 1 | 0 | 0 | 1 | 0 | 3 | 7 |
| | TEAM | | | | | | 0 | 0 | 0 | 0 | | 0 | | | | |
| | TOTALS | | 29 | 12-16 | 1-3 | 4-6 | 1 | 6 | 7 | 6 | 7 | 1 | 1 | 0 | 50 | |

Shooting By Period

| Period | FG | FG% | 3FG | 3FG% | FT | FT% |
|----------|-------|-------|-------|-------|------|-------|
| 2nd Half | 0-0 | 0% | 0-0 | 0% | 0-0 | 0% |
| Game | 41-68 | 60.3% | 11-22 | 50.0% | 7-12 | 58.3% |

Arkansas St. 39

| No. | Player | S | Pts | FG | 3FG | FT | OR | DR | TR | PF | A | TO | Blk | Stl | Min | +/- |
|-----|-------------------|---|-----------|-------------|------------|------------|----------|----------|----------|----------|----------|----------|----------|----------|-----------|-----|
| 01 | WASHINGTON, JIREH | | 5 | 2-4 | 1-1 | 0-0 | 0 | 2 | 2 | 1 | 3 | 0 | 0 | 0 | 10 | -10 |
| 02 | TAYLOR, STARR | | 0 | 0-0 | 0-0 | 0-0 | 1 | 0 | 1 | 1 | 0 | 1 | 0 | 0 | 7 | -11 |
| 05 | TENNISON, PAYTON | | 0 | 0-2 | 0-1 | 0-0 | 0 | 0 | 0 | 0 | 0 | 0 | 0 | 0 | 8 | -5 |
| 10 | WESTBROOK, AKASHA | | 4 | 1-2 | 0-0 | 2-2 | 0 | 0 | 0 | 1 | 1 | 1 | 0 | 0 | 5 | -8 |
| 35 | MARTIN, PEYTON | | 8 | 3-4 | 0-0 | 2-4 | 1 | 1 | 2 | 2 | 0 | 0 | 0 | 0 | 10 | -10 |
| 00 | FORD, JADA | | 0 | 0-0 | 0-0 | 0-0 | 0 | 0 | 0 | 0 | 0 | 0 | 0 | 0 | 2 | -5 |
| 11 | PEEVY, LYCIA | | 2 | 1-2 | 0-0 | 0-0 | 1 | 0 | 1 | 1 | 0 | 1 | 0 | 0 | 4 | -4 |
| 14 | CLAYBORN, ASHLEY | | 0 | 0-0 | 0-0 | 0-0 | 0 | 0 | 0 | 0 | 0 | 0 | 0 | 0 | 0 | 0 |
| 22 | MAHAN, MAGGIE | | 0 | 0-0 | 0-0 | 0-0 | 0 | 0 | 0 | 0 | 0 | 0 | 0 | 0 | 0 | 0 |
| 23 | JACKSON, TRINITEE | | 0 | 0-0 | 0-0 | 0-0 | 0 | 0 | 0 | 0 | 0 | 0 | 0 | 0 | 0 | 0 |
| 24 | ELDER, JORDAN | | 0 | 0-1 | 0-1 | 0-0 | 0 | 0 | 0 | 0 | 0 | 0 | 0 | 0 | 3 | 1 |
| 50 | HECKERT, MADISON | | 0 | 0-0 | 0-0 | 0-0 | 0 | 0 | 0 | 0 | 0 | 0 | 0 | 0 | 0 | 2 |
| | TEAM | | | | | | 0 | 1 | 1 | 0 | | 0 | | | | |
| | TOTALS | | 19 | 7-15 | 1-3 | 4-6 | 3 | 4 | 7 | 6 | 4 | 3 | 0 | 0 | 50 | |

Shooting By Period

| Period | FG | FG% | 3FG | 3FG% | FT | FT% |
|----------|-------|-------|------|-------|-------|-------|
| 2nd Half | 0-0 | 0% | 0-0 | 0% | 0-0 | 0% |
| Game | 26-59 | 44.1% | 6-17 | 35.3% | 15-27 | 55.6% |

Game Notes:

Officials: Missy Brooks, Charlie Hust, Royce Blevins
 Attendance: 621

Start Time: 2019-01-18 01:01:58

End Time: 2019-01-18 02:49:31

Game Duration: 107

Conference Game;

| Score | 1st | 2nd | 3rd | 4th | TOT |
|-------|-----|-----|-----|-----|------------|
| UTA | 24 | 22 | 29 | 25 | 100 |
| ASU | 14 | 20 | 19 | 20 | 73 |

| Points from (This Period) | UTA | ASU |
|---------------------------|-----|-----|
| In the Paint | 22 | 8 |
| Off Turns | 6 | 0 |
| 2nd Chance | 2 | 4 |
| Fast Break | 9 | 4 |
| Bench | 14 | 2 |

**Official Play-By-Play
UT Arlington vs Arkansas St.
Third Quarter**

January 18, 2019 at First National Bank Arena - Jonesboro, Arkansas



Period 3

Starters:

UT Arlington: 0 JOHNSON, CIERRA; 2 BILLIE, LAUREN; 12 ALEXANDER, BROOKE; 21 MILTON, TERRY; 41 FERRELL, KATIE;

Arkansas St.: 1 WASHINGTON, JIREH; 2 TAYLOR, STARR; 5 TENNISON, PAYTON; 10 WESTBROOK, AKASHA; 35 MARTIN, PEYTON;

| Time | VISITORS: UT Arlington | Score | Margin | HOME: Arkansas St. |
|-------|---|-------|--------|---|
| 09:49 | GOOD! LAYUP by MILTON, TERRY [PNT] | 34-48 | V 14 | |
| 09:49 | ASSIST by BILLIE, LAUREN | | | |
| 09:39 | | 36-48 | V 12 | GOOD! JUMPER by WESTBROOK, AKASHA |
| 09:12 | GOOD! 3PTR by JOHNSON, CIERRA | 36-51 | V 15 | |
| 09:12 | ASSIST by FERRELL, KATIE | | | |
| 08:48 | FOUL (PERSONAL) by FERRELL, KATIE | | | |
| 08:48 | | 37-51 | V 14 | GOOD! FT by WESTBROOK, AKASHA |
| 08:48 | SUB OUT: FERRELL, KATIE | | | |
| 08:48 | SUB IN: MACHADO, DAIANE | | | |
| 08:48 | | 38-51 | V 13 | GOOD! FT by WESTBROOK, AKASHA |
| 08:43 | GOOD! LAYUP by ALEXANDER, BROOKE [FB/PNT] | 38-53 | V 15 | |
| 08:43 | ASSIST by JOHNSON, CIERRA | | | |
| 08:16 | | 40-53 | V 13 | GOOD! LAYUP by WASHINGTON, JIREH |
| 07:58 | GOOD! LAYUP by JOHNSON, CIERRA [PNT] | 40-55 | V 15 | |
| 07:58 | ASSIST by MACHADO, DAIANE | | | |
| 07:54 | FOUL (PERSONAL) by ALEXANDER, BROOKE | | | |
| 07:32 | | 43-55 | V 12 | GOOD! 3PTR by WASHINGTON, JIREH |
| 07:32 | | | | ASSIST by WESTBROOK, AKASHA |
| 07:24 | GOOD! LAYUP by JOHNSON, CIERRA [PNT] | 43-57 | V 14 | |
| 07:24 | ASSIST by ALEXANDER, BROOKE | | | |
| 07:23 | | | | TIMEOUT 30SEC |
| 07:12 | | 45-57 | V 12 | GOOD! JUMPER by MARTIN, PEYTON [FB] |
| 07:12 | | | | ASSIST by WASHINGTON, JIREH |
| 06:55 | | | | FOUL (PERSONAL) by WASHINGTON, JIREH |
| 06:55 | GOOD! FT by JOHNSON, CIERRA | 45-58 | V 13 | |
| 06:55 | GOOD! FT by JOHNSON, CIERRA | 45-59 | V 14 | |
| 06:34 | | | | FOUL (OFF) by WESTBROOK, AKASHA |
| 06:34 | | | | TURNOVER (OFFENSIVE) by WESTBROOK, AKASHA |
| 06:34 | | | | SUB OUT: WESTBROOK, AKASHA |
| 06:34 | | | | SUB IN: PEEVY, LYCIA |
| 06:03 | MISSED 3PTR by ALEXANDER, BROOKE | | | |
| 06:00 | REBOUND (OFF) by MACHADO, DAIANE | | | |
| 05:59 | GOOD! LAYUP by MACHADO, DAIANE [PNT] | 45-61 | V 16 | |
| 05:47 | | | | FOUL (OFF) by TAYLOR, STARR |
| 05:47 | | | | TURNOVER (OFFENSIVE) by TAYLOR, STARR |
| 05:47 | | | | SUB OUT: TAYLOR, STARR |
| 05:47 | | | | SUB IN: ELDER, JORDAN |
| 05:47 | SUB OUT: MILTON, TERRY | | | |
| 05:47 | SUB IN: MCGOWEN, LAURYNN | | | |
| 05:47 | SUB OUT: ALEXANDER, BROOKE | | | |
| 05:47 | SUB IN: CHASTAIN, CLAIRE | | | |
| 05:34 | GOOD! LAYUP by JOHNSON, CIERRA [PNT] | 45-63 | V 18 | |
| 05:23 | | | | MISSED 3PTR by ELDER, JORDAN |
| 05:19 | REBOUND (DEF) by CHASTAIN, CLAIRE | | | |
| 05:08 | MISSED JUMPER by MCGOWEN, LAURYNN | | | |
| 05:05 | | | | REBOUND (DEF) by MARTIN, PEYTON |
| 04:56 | | 47-63 | V 16 | GOOD! JUMPER by MARTIN, PEYTON [PNT] |
| 04:56 | | | | ASSIST by WASHINGTON, JIREH |
| 04:31 | MISSED 3PTR by CHASTAIN, CLAIRE | | | |
| 04:29 | | | | REBOUND (DEF) by WASHINGTON, JIREH |
| 04:24 | | 49-63 | V 14 | GOOD! LAYUP by MARTIN, PEYTON [FB/PNT] |
| 04:24 | | | | ASSIST by WASHINGTON, JIREH |
| 03:58 | | | | FOUL (PERSONAL) by PEEVY, LYCIA |
| 03:58 | | | | |
| 03:58 | | | | SUB OUT: TENNISON, PAYTON |
| 03:58 | | | | SUB IN: WESTBROOK, AKASHA |
| 03:58 | | | | SUB OUT: PEEVY, LYCIA |
| 03:58 | | | | SUB IN: FORD, JADA |
| 03:58 | SUB OUT: JOHNSON, CIERRA | | | |
| 03:58 | SUB IN: EVANS, AYSIA | | | |
| 03:58 | SUB OUT: BILLIE, LAUREN | | | |
| 03:58 | SUB IN: FERRELL, KATIE | | | |
| 03:58 | MISSED FT by MCGOWEN, LAURYNN | | | |
| 03:58 | REBOUND (OFF) by TEAM | | | |
| 03:58 | GOOD! FT by MCGOWEN, LAURYNN | 49-64 | V 15 | |
| 03:44 | FOUL (PERSONAL) by MACHADO, DAIANE | | | |
| 03:31 | | | | MISSED LAYUP by PEEVY, LYCIA |
| 03:30 | | | | REBOUND (OFF) by MARTIN, PEYTON |
| 03:30 | FOUL (PERSONAL) by MACHADO, DAIANE | | | |
| 03:30 | | | | SUB OUT: WESTBROOK, AKASHA |

| Time | VISITORS: UT Arlington | Score | Margin | HOME: Arkansas St. |
|-------|--|-------|--------|------------------------------------|
| 03:30 | | | | SUB IN: PEEVY, LYCIA |
| 03:30 | SUB OUT: MACHADO, DAIANE | | | |
| 03:30 | SUB IN: JOHNSON, CIERRA | | | |
| 03:30 | | | | MISSED JUMPER by MARTIN, PEYTON |
| 03:30 | | | | REBOUND (OFF) by PEEVY, LYCIA |
| 03:30 | | 51-64 | V 13 | GOOD! LAYUP by PEEVY, LYCIA |
| 02:54 | GOOD! LAYUP by EVANS, AYSIA | 51-66 | V 15 | |
| 02:54 | | | | FOUL (PERSONAL) by MARTIN, PEYTON |
| 02:54 | SUB OUT: FERRELL, KATIE | | | |
| 02:54 | SUB IN: HALVERSON, EMMA | | | |
| 02:54 | MISSED FT by EVANS, AYSIA | | | |
| 02:52 | | | | REBOUND (DEF) by TEAM |
| 02:42 | | | | SUB OUT: ELDER, JORDAN |
| 02:42 | | | | SUB IN: TAYLOR, STARR |
| 02:35 | | | | TURNOVER (TRAVEL) by PEEVY, LYCIA |
| 02:26 | GOOD! LAYUP by MCGOWEN, LAURYNN [FB/PNT] | 51-68 | V 17 | |
| 02:12 | | | | MISSED JUMPER by WASHINGTON, JIREH |
| 02:12 | BLOCK by HALVERSON, EMMA | | | |
| 02:06 | REBOUND (DEF) by CHASTAIN, CLAIRE | | | |
| 02:04 | MISSED JUMPER by HALVERSON, EMMA | | | |
| 02:00 | | | | REBOUND (DEF) by WASHINGTON, JIREH |
| 01:58 | | | | MISSED LAYUP by WASHINGTON, JIREH |
| 01:54 | REBOUND (DEF) by JOHNSON, CIERRA | | | |
| 01:49 | GOOD! LAYUP by EVANS, AYSIA [FB/PNT] | 51-70 | V 19 | |
| 01:49 | ASSIST by JOHNSON, CIERRA | | | |
| 01:49 | | | | FOUL (PERSONAL) by MARTIN, PEYTON |
| 01:49 | | | | SUB OUT: FORD, JADA |
| 01:49 | | | | SUB IN: WESTBROOK, AKASHA |
| 01:49 | | | | SUB OUT: PEEVY, LYCIA |
| 01:49 | | | | SUB IN: TENNISON, PAYTON |
| 01:49 | GOOD! FT by EVANS, AYSIA [FB] | 51-71 | V 20 | |
| 01:32 | | | | MISSED LAYUP by TENNISON, PAYTON |
| 01:29 | REBOUND (DEF) by HALVERSON, EMMA | | | |
| 01:20 | TURNOVER (TRAVEL) by MCGOWEN, LAURYNN | | | |
| 01:05 | FOUL (PERSONAL) by HALVERSON, EMMA | | | |
| 01:05 | | | | MISSED FT by MARTIN, PEYTON |
| 01:05 | | | | REBOUND (OFF) by TEAM |
| 01:03 | | | | MISSED FT by MARTIN, PEYTON |
| 01:02 | REBOUND (DEF) by HALVERSON, EMMA | | | |
| 00:49 | GOOD! LAYUP by HALVERSON, EMMA [PNT] | 51-73 | V 22 | |
| 00:49 | ASSIST by EVANS, AYSIA | | | |
| 00:31 | | | | MISSED JUMPER by WESTBROOK, AKASHA |
| 00:27 | REBOUND (DEF) by MCGOWEN, LAURYNN | | | |
| 00:24 | GOOD! LAYUP by MCGOWEN, LAURYNN [FB/PNT] | 51-75 | V 24 | |
| 00:23 | | | | TIMEOUT 30SEC |
| 00:23 | | | | SUB OUT: WESTBROOK, AKASHA |
| 00:23 | | | | SUB IN: HECKERT, MADISON |
| 00:10 | | | | MISSED 3PTR by TENNISON, PAYTON |
| 00:05 | | | | REBOUND (OFF) by TAYLOR, STARR |
| 00:04 | FOUL (PERSONAL) by CHASTAIN, CLAIRE | | | |
| 00:04 | | 52-75 | V 23 | GOOD! FT by MARTIN, PEYTON |
| 00:04 | | 53-75 | V 22 | GOOD! FT by MARTIN, PEYTON |

UT Arlington 75, Arkansas St. 53

| Points from (This Period) | UTA | ASU |
|---------------------------|-----|-----|
| In the Paint | 22 | 8 |
| Off Turns | 6 | 0 |
| 2nd Chance | 2 | 4 |
| Fast Break | 9 | 4 |
| Bench | 14 | 2 |

Official Box Score
UT Arlington vs Arkansas St.
Fourth Quarter Statistics Only
January 18, 2019 at First National Bank Arena - Jonesboro, Arkansas



UT Arlington 25

| No. | Player | S | Pts | FG | 3FG | FT | OR | DR | TR | PF | A | TO | Blk | Stl | Min | +/- |
|-----|-------------------|-----------|--------------|------------|------------|----------|----------|-----------|----------|----------|----------|----------|----------|-----------|-----|-----|
| 00 | JOHNSON, CIERRA | 2 | 1-2 | 0-0 | 0-0 | 0-0 | 0 | 1 | 1 | 2 | 0 | 0 | 1 | 0 | 5 | 1 |
| 02 | BILLIE, LAUREN | 6 | 2-3 | 2-3 | 0-0 | 0-0 | 1 | 1 | 2 | 2 | 1 | 1 | 0 | 0 | 4 | 1 |
| 12 | ALEXANDER, BROOKE | 11 | 4-4 | 3-3 | 0-0 | 0-0 | 0 | 0 | 0 | 1 | 0 | 0 | 0 | 0 | 4 | 4 |
| 21 | MILTON, TERRYN | 0 | 0-0 | 0-0 | 0-0 | 0-0 | 0 | 1 | 1 | 1 | 1 | 0 | 0 | 0 | 5 | 1 |
| 41 | FERRELL, KATIE | 0 | 0-0 | 0-0 | 0-0 | 0-0 | 0 | 1 | 1 | 1 | 0 | 0 | 0 | 0 | 1 | -2 |
| 01 | MCGOWEN, LAURYNN | 0 | 0-0 | 0-0 | 0-0 | 0-0 | 1 | 0 | 1 | 0 | 3 | 1 | 0 | 0 | 4 | 4 |
| 03 | DOSSEY, MISTY | 0 | 0-0 | 0-0 | 0-0 | 0-0 | 0 | 0 | 0 | 0 | 0 | 0 | 0 | 0 | 0 | 0 |
| 13 | MACHADO, DAIANE | 0 | 0-0 | 0-0 | 0-0 | 0-0 | 0 | 0 | 0 | 0 | 0 | 0 | 0 | 0 | 0 | 0 |
| 20 | CHASTAIN, CLAIRE | 0 | 0-3 | 0-2 | 0-0 | 0-0 | 1 | 1 | 2 | 0 | 1 | 0 | 0 | 0 | 5 | 1 |
| 23 | HAWKINS, CAMRYN | 0 | 0-1 | 0-1 | 0-0 | 0-0 | 0 | 0 | 0 | 0 | 0 | 0 | 0 | 0 | 3 | 4 |
| 24 | EVANS, AYSIA | 0 | 0-0 | 0-0 | 0-0 | 0-0 | 0 | 0 | 0 | 0 | 0 | 0 | 0 | 0 | 2 | 0 |
| 33 | JOHNSON, KELSEY | 2 | 1-2 | 0-0 | 0-0 | 0-0 | 1 | 1 | 2 | 1 | 1 | 1 | 0 | 0 | 4 | 4 |
| 40 | WRIGHT, MICHAELA | 0 | 0-0 | 0-0 | 0-0 | 0-0 | 0 | 0 | 0 | 0 | 0 | 0 | 1 | 0 | 2 | 5 |
| 45 | HALVERSON, EMMA | 4 | 2-2 | 0-0 | 0-1 | 0-1 | 0 | 0 | 0 | 1 | 1 | 0 | 0 | 0 | 7 | 2 |
| | TEAM | | | | | | 0 | 0 | 0 | 0 | | 0 | | | | |
| | TOTALS | 25 | 10-17 | 5-9 | 0-1 | 4 | 6 | 10 | 9 | 8 | 3 | 2 | 0 | 48 | | |

Shooting By Period

| Period | FG | FG% | 3FG | 3FG% | FT | FT% |
|--------|-------|-------|-------|-------|------|-------|
| Game | 41-68 | 60.3% | 11-22 | 50.0% | 7-12 | 58.3% |

Arkansas St. 20

| No. | Player | S | Pts | FG | 3FG | FT | OR | DR | TR | PF | A | TO | Blk | Stl | Min | +/- |
|-----|-------------------|-----------|-------------|------------|-------------|----------|----------|-----------|----------|----------|----------|----------|----------|-----------|-----|-----|
| 01 | WASHINGTON, JIREH | 1 | 0-0 | 0-0 | 1-4 | 1 | 0 | 1 | 0 | 1 | 0 | 0 | 0 | 1 | 5 | -1 |
| 02 | TAYLOR, STARR | 4 | 2-4 | 0-0 | 0-0 | 0-0 | 1 | 0 | 1 | 0 | 2 | 0 | 0 | 1 | 10 | -5 |
| 05 | TENNISON, PAYTON | 0 | 0-2 | 0-2 | 0-0 | 0-0 | 0 | 0 | 0 | 0 | 0 | 0 | 0 | 0 | 5 | -1 |
| 10 | WESTBROOK, AKASHA | 0 | 0-0 | 0-0 | 0-0 | 0-0 | 0 | 1 | 1 | 1 | 0 | 0 | 0 | 0 | 4 | -1 |
| 35 | MARTIN, PEYTON | 6 | 3-5 | 0-0 | 0-1 | 0 | 2 | 2 | 0 | 0 | 0 | 0 | 0 | 0 | 5 | -1 |
| 00 | FORD, JADA | 0 | 0-0 | 0-0 | 0-0 | 0-0 | 0 | 0 | 0 | 0 | 0 | 0 | 0 | 0 | 0 | 0 |
| 11 | PEEVY, LYCIA | 0 | 0-0 | 0-0 | 0-0 | 0-0 | 0 | 0 | 0 | 0 | 0 | 0 | 0 | 0 | 0 | 0 |
| 14 | CLAYBORN, ASHLEY | 1 | 0-0 | 0-0 | 1-2 | 1 | 0 | 1 | 1 | 0 | 0 | 0 | 0 | 0 | 3 | -4 |
| 22 | MAHAN, MAGGIE | 2 | 0-0 | 0-0 | 2-2 | 1 | 1 | 2 | 1 | 1 | 0 | 0 | 0 | 0 | 4 | -4 |
| 23 | JACKSON, TRINITEE | 3 | 1-3 | 0-0 | 1-2 | 1 | 0 | 1 | 0 | 0 | 0 | 0 | 0 | 0 | 3 | 1 |
| 24 | ELDER, JORDAN | 3 | 1-3 | 1-3 | 0-0 | 0 | 0 | 0 | 0 | 0 | 0 | 0 | 0 | 0 | 4 | -4 |
| 50 | HECKERT, MADISON | 0 | 0-1 | 0-0 | 0-0 | 1 | 0 | 1 | 1 | 0 | 1 | 0 | 0 | 0 | 4 | -5 |
| | TEAM | | | | | | 1 | 0 | 1 | 0 | | 0 | | | | |
| | TOTALS | 20 | 7-18 | 1-5 | 5-11 | 7 | 4 | 11 | 4 | 4 | 1 | 0 | 2 | 48 | | |

Shooting By Period

| Period | FG | FG% | 3FG | 3FG% | FT | FT% |
|--------|-------|-------|------|-------|-------|-------|
| Game | 26-59 | 44.1% | 6-17 | 35.3% | 15-27 | 55.6% |

Game Notes:

Officials: Missy Brooks, Charlie Hust, Royce Blevins
 Attendance: 621

Start Time: 2019-01-18 01:01:58

End Time: 2019-01-18 02:49:31

Game Duration: 107

Conference Game:

| Score | 1st | 2nd | 3rd | 4th | TOT |
|-------|-----|-----|-----|-----|------------|
| UTA | 24 | 22 | 29 | 25 | 100 |
| ASU | 14 | 20 | 19 | 20 | 73 |

| Points from (This Period) | UTA | ASU |
|---------------------------|-----|-----|
| In the Paint | 6 | 12 |
| Off Turns | 2 | 6 |
| 2nd Chance | 5 | 5 |
| Fast Break | 2 | 8 |
| Bench | 6 | 9 |

**Official Play-By-Play
UT Arlington vs Arkansas St.
Fourth Quarter**

January 18, 2019 at First National Bank Arena - Jonesboro, Arkansas



Period 4

Starters:

UT Arlington: 0 JOHNSON, CIERRA; 2 BILLIE, LAUREN; 12 ALEXANDER, BROOKE; 21 MILTON, TERRY; 41 FERRELL, KATIE;

Arkansas St.: 1 WASHINGTON, JIREH; 2 TAYLOR, STARR; 5 TENNISON, PAYTON; 10 WESTBROOK, AKASHA; 35 MARTIN, PEYTON;

| Time | VISITORS: UT Arlington | Score | Margin | HOME: Arkansas St. |
|-------|--------------------------------------|-------|--------|--------------------------------------|
| 09:37 | | 55-75 | V 20 | GOOD! JUMPER by MARTIN, PEYTON [PNT] |
| 09:37 | | | | ASSIST by TAYLOR, STARR |
| 09:33 | FOUL (PERSONAL) by MILTON, TERRY | | | |
| 09:29 | | | | MISSED FT by MARTIN, PEYTON |
| 09:29 | REBOUND (DEF) by FERRELL, KATIE | | | |
| 09:12 | MISSED 3PTR by CHASTAIN, CLAIRE | | | |
| 09:11 | | | | REBOUND (DEF) by MARTIN, PEYTON |
| 09:11 | FOUL (PERSONAL) by JOHNSON, CIERRA | | | |
| 09:00 | | | | MISSED LAYUP by TAYLOR, STARR |
| 09:00 | BLOCK by JOHNSON, CIERRA | | | |
| 09:00 | | | | REBOUND (OFF) by TEAM |
| 08:44 | | | | MISSED LAYUP by MARTIN, PEYTON |
| 08:43 | | | | REBOUND (OFF) by WASHINGTON, JIREH |
| 08:43 | FOUL (PERSONAL) by FERRELL, KATIE | | | |
| 08:43 | | | | MISSED FT by WASHINGTON, JIREH |
| 08:43 | | | | REBOUND (OFF) by TEAM |
| 08:43 | SUB OUT: FERRELL, KATIE | | | |
| 08:43 | SUB IN: HALVERSON, EMMA | | | |
| 08:42 | | | | MISSED FT by WASHINGTON, JIREH |
| 08:41 | REBOUND (DEF) by MILTON, TERRY | | | |
| 08:26 | GOOD! LAYUP by JOHNSON, CIERRA [PNT] | 55-77 | V 22 | |
| 08:26 | ASSIST by HALVERSON, EMMA | | | |
| 08:06 | FOUL (PERSONAL) by JOHNSON, CIERRA | | | |
| 08:06 | SUB OUT: EVANS, AYSIA | | | |
| 08:06 | SUB IN: BILLIE, LAUREN | | | |
| 07:50 | | | | MISSED 3PTR by TENNISON, PAYTON |
| 07:47 | REBOUND (DEF) by CHASTAIN, CLAIRE | | | |
| 07:40 | | | | FOUL (PERSONAL) by HECKERT, MADISON |
| 07:40 | | | | SUB OUT: HECKERT, MADISON |
| 07:40 | | | | SUB IN: WESTBROOK, AKASHA |
| 07:36 | GOOD! 3PTR by BILLIE, LAUREN | 55-80 | V 25 | |
| 07:36 | ASSIST by MILTON, TERRY | | | |
| 07:31 | FOUL (PERSONAL) by BILLIE, LAUREN | | | |
| 07:31 | | | | MISSED FT by WASHINGTON, JIREH |
| 07:31 | | | | REBOUND (OFF) by TEAM |
| 07:31 | | 56-80 | V 24 | GOOD! FT by WASHINGTON, JIREH [FB] |
| 07:16 | TURNOVER (BADPASS) by BILLIE, LAUREN | | | |
| 07:16 | | | | STEAL by WASHINGTON, JIREH |
| 07:09 | | 58-80 | V 22 | GOOD! LAYUP by MARTIN, PEYTON [FB] |
| 07:09 | | | | ASSIST by WASHINGTON, JIREH |
| 06:38 | MISSED JUMPER by JOHNSON, CIERRA | | | |
| 06:34 | REBOUND (OFF) by CHASTAIN, CLAIRE | | | |
| 06:34 | MISSED LAYUP by CHASTAIN, CLAIRE | | | |
| 06:31 | REBOUND (OFF) by BILLIE, LAUREN | | | |
| 06:18 | GOOD! 3PTR by BILLIE, LAUREN | 58-83 | V 25 | |
| 06:18 | ASSIST by CHASTAIN, CLAIRE | | | |
| 05:58 | | 60-83 | V 23 | GOOD! LAYUP by MARTIN, PEYTON [PNT] |
| 05:45 | MISSED 3PTR by CHASTAIN, CLAIRE | | | |
| 05:41 | | | | REBOUND (DEF) by MARTIN, PEYTON |
| 05:30 | | 62-83 | V 21 | GOOD! JUMPER by TAYLOR, STARR [PNT] |
| 05:16 | GOOD! JUMPER by HALVERSON, EMMA | 62-85 | V 23 | |
| 05:16 | ASSIST by BILLIE, LAUREN | | | |
| 04:57 | | | | MISSED LAYUP by MARTIN, PEYTON |
| 04:54 | REBOUND (DEF) by JOHNSON, CIERRA | | | |
| 04:50 | MISSED 3PTR by BILLIE, LAUREN | | | |
| 04:45 | | | | REBOUND (DEF) by WESTBROOK, AKASHA |
| 04:35 | | | | MISSED 3PTR by TENNISON, PAYTON |
| 04:33 | REBOUND (DEF) by BILLIE, LAUREN | | | |
| 04:33 | | | | FOUL (PERSONAL) by WESTBROOK, AKASHA |
| 04:33 | | | | |
| 04:33 | | | | SUB OUT: WASHINGTON, JIREH |
| 04:33 | | | | SUB IN: ELDER, JORDAN |
| 04:33 | | | | SUB OUT: TENNISON, PAYTON |
| 04:33 | | | | SUB IN: JACKSON, TRINITEE |
| 04:33 | | | | SUB OUT: MARTIN, PEYTON |
| 04:33 | | | | SUB IN: MAHAN, MAGGIE |
| 04:33 | SUB OUT: JOHNSON, CIERRA | | | |
| 04:33 | SUB IN: JOHNSON, KELSEY | | | |
| 04:33 | SUB OUT: CHASTAIN, CLAIRE | | | |
| 04:33 | SUB IN: MCGOWEN, LAURYNN | | | |

| Time | VISITORS: UT Arlington | Score | Margin | HOME: Arkansas St. |
|-------|---|--------|--------|--|
| 04:33 | SUB OUT: MILTON, TERRYN | | | |
| 04:33 | SUB IN: ALEXANDER, BROOKE | | | |
| 04:13 | FOUL (OFF) by JOHNSON, KELSEY | | | |
| 04:13 | TURNOVER (OFFENSIVE) by JOHNSON, KELSEY | | | |
| 03:54 | | | | MISSED LAYUP by JACKSON, TRINITEE |
| 03:54 | | | | REBOUND (OFF) by JACKSON, TRINITEE |
| 03:54 | FOUL (PERSONAL) by BILLIE, LAUREN | | | |
| 03:54 | | | | MISSED FT by JACKSON, TRINITEE |
| 03:54 | | | | REBOUND (OFF) by TEAM |
| 03:54 | | | | SUB OUT: WESTBROOK, AKASHA |
| 03:54 | | | | SUB IN: CLAYBORN, ASHLEY |
| 03:54 | SUB OUT: BILLIE, LAUREN | | | |
| 03:54 | SUB IN: HAWKINS, CAMRYN | | | |
| 03:54 | | 63-85 | V 22 | GOOD! FT by JACKSON, TRINITEE |
| 03:46 | GOOD! LAYUP by HALVERSON, EMMA [FB/PNT] | 63-87 | V 24 | |
| 03:46 | | | | FOUL (PERSONAL) by CLAYBORN, ASHLEY |
| 03:46 | MISSED FT by HALVERSON, EMMA | | | |
| 03:46 | REBOUND (OFF) by MCGOWEN, LAURYNN | | | |
| 03:46 | TURNOVER (LOSTBALL) by MCGOWEN, LAURYNN | | | |
| 03:46 | | | | STEAL by TAYLOR, STARR |
| 03:46 | | 66-87 | V 21 | GOOD! 3PTR by ELDER, JORDAN [FB] |
| 03:46 | | | | ASSIST by TAYLOR, STARR |
| 03:46 | MISSED JUMPER by JOHNSON, KELSEY | | | |
| 03:46 | | | | REBOUND (DEF) by MAHAN, MAGGIE |
| 03:46 | | | | MISSED 3PTR by ELDER, JORDAN |
| 03:46 | | | | REBOUND (OFF) by MAHAN, MAGGIE |
| 03:46 | | 68-87 | V 19 | GOOD! LAYUP by JACKSON, TRINITEE [PNT] |
| 03:46 | | | | ASSIST by MAHAN, MAGGIE |
| 03:46 | GOOD! JUMPER by ALEXANDER, BROOKE | 68-89 | V 21 | |
| 03:46 | ASSIST by MCGOWEN, LAURYNN | | | |
| 03:46 | | | | MISSED JUMPER by JACKSON, TRINITEE |
| 03:46 | | | | REBOUND (OFF) by TAYLOR, STARR |
| 03:46 | | 70-89 | V 19 | GOOD! LAYUP by TAYLOR, STARR [PNT] |
| 03:46 | GOOD! 3PTR by ALEXANDER, BROOKE | 70-92 | V 22 | |
| 03:46 | ASSIST by MCGOWEN, LAURYNN | | | |
| 02:00 | FOUL (PERSONAL) by HALVERSON, EMMA | | | |
| 02:00 | | | | MISSED FT by CLAYBORN, ASHLEY |
| 02:00 | | | | REBOUND (OFF) by TEAM |
| 02:00 | | | | SUB OUT: JACKSON, TRINITEE |
| 02:00 | | | | SUB IN: HECKERT, MADISON |
| 02:00 | SUB OUT: HALVERSON, EMMA | | | |
| 02:00 | SUB IN: WRIGHT, MICHAELA | | | |
| 02:00 | | 71-92 | V 21 | GOOD! FT by CLAYBORN, ASHLEY |
| 01:34 | GOOD! 3PTR by ALEXANDER, BROOKE | 71-95 | V 24 | |
| 01:34 | ASSIST by JOHNSON, KELSEY | | | |
| 01:20 | | | | MISSED LAYUP by HECKERT, MADISON |
| 01:20 | BLOCK by WRIGHT, MICHAELA | | | |
| 01:17 | | | | REBOUND (OFF) by HECKERT, MADISON |
| 01:17 | | | | TURNOVER (BADPASS) by HECKERT, MADISON |
| 01:01 | MISSED 3PTR by HAWKINS, CAMRYN | | | |
| 00:55 | REBOUND (OFF) by JOHNSON, KELSEY | | | |
| 00:55 | GOOD! LAYUP by JOHNSON, KELSEY | 71-97 | V 26 | |
| 00:49 | FOUL (PERSONAL) by ALEXANDER, BROOKE | | | |
| 00:49 | | 72-97 | V 25 | GOOD! FT by MAHAN, MAGGIE [FB] |
| 00:49 | | 73-97 | V 24 | GOOD! FT by MAHAN, MAGGIE [FB] |
| 00:38 | GOOD! 3PTR by ALEXANDER, BROOKE | 73-100 | V 27 | |
| 00:38 | ASSIST by MCGOWEN, LAURYNN | | | |
| 00:29 | | | | MISSED 3PTR by ELDER, JORDAN |
| 00:25 | | | | REBOUND (OFF) by CLAYBORN, ASHLEY |
| 00:25 | | | | MISSED LAYUP by TAYLOR, STARR |
| 00:25 | REBOUND (DEF) by JOHNSON, KELSEY | | | |
| 00:25 | | | | FOUL (PERSONAL) by MAHAN, MAGGIE |

UT Arlington 100, Arkansas St. 73

| Points from (This Period) | UTA | ASU |
|---------------------------|-----|-----|
| In the Paint | 6 | 12 |
| Off Turns | 2 | 6 |
| 2nd Chance | 5 | 5 |
| Fast Break | 2 | 8 |
| Bench | 6 | 9 |

**Official Scoring/Possession Reference Chart
UT Arlington vs Arkansas St.**

Period 1

January 18, 2019 at First National Bank Arena - Jonesboro, Arkansas



Period 1

Starters:

UT Arlington: 0 JOHNSON, CIERRA; 2 BILLIE, LAUREN; 12 ALEXANDER, BROOKE; 21 MILTON, TERRY; 41 FERRELL, KATIE;

Arkansas St.: 1 WASHINGTON, JIREH; 2 TAYLOR, STARR; 5 TENNISON, PAYTON; 10 WESTBROOK, AKASHA; 35 MARTIN, PEYTON;

| Time | VISITORS: UT Arlington | Score | Margin | HOME: Arkansas St. |
|-------|---------------------------------------|-------|--------|--|
| 09:26 | GOOD! 3PTR by JOHNSON, CIERRA | 0-3 | V 3 | |
| 08:46 | GOOD! JUMPER by FERRELL, KATIE | 0-5 | V 5 | |
| 08:26 | | 2-5 | V 3 | GOOD! LAYUP by MARTIN, PEYTON |
| 08:14 | GOOD! 3PTR by BILLIE, LAUREN | 2-8 | V 6 | |
| 06:55 | | 4-8 | V 4 | GOOD! LAYUP by WASHINGTON, JIREH [PNT] |
| 06:31 | GOOD! FT by JOHNSON, CIERRA | 4-9 | V 5 | |
| 06:16 | | 6-9 | V 3 | GOOD! JUMPER by TENNISON, PAYTON [PNT] |
| 05:35 | | 8-9 | V 1 | GOOD! JUMPER by WESTBROOK, AKASHA |
| 05:22 | GOOD! JUMPER by FERRELL, KATIE | 8-11 | V 3 | |
| 04:56 | GOOD! 3PTR by MILTON, TERRY | 8-14 | V 6 | |
| 03:50 | GOOD! LAYUP by CHASTAIN, CLAIRE [PNT] | 8-16 | V 8 | |
| 02:40 | GOOD! LAYUP by JOHNSON, CIERRA [PNT] | 8-18 | V 10 | |
| 02:19 | | 11-18 | V 7 | GOOD! 3PTR by FORD, JADA |
| 01:58 | GOOD! LAYUP by MILTON, TERRY [PNT] | 11-20 | V 9 | |
| 01:18 | | 14-20 | V 6 | GOOD! 3PTR by WASHINGTON, JIREH |
| 00:52 | GOOD! LAYUP by CHASTAIN, CLAIRE [PNT] | 14-22 | V 8 | |
| 00:06 | GOOD! LAYUP by MACHADO, DAIANE [PNT] | 14-24 | V 10 | |

UT Arlington 24, Arkansas St. 14

**Official Scoring/Possession Reference Chart
UT Arlington vs Arkansas St.
Period 2**

January 18, 2019 at First National Bank Arena - Jonesboro, Arkansas



Period 2

Starters:

UT Arlington: 0 JOHNSON, CIERRA; 2 BILLIE, LAUREN; 12 ALEXANDER, BROOKE; 21 MILTON, TERRY; 41 FERRELL, KATIE;
Arkansas St.: 1 WASHINGTON, JIREH; 2 TAYLOR, STARR; 5 TENNISON, PAYTON; 10 WESTBROOK, AKASHA; 35 MARTIN, PEYTON;

| Time | VISITORS: UT Arlington | Score | Margin | HOME: Arkansas St. |
|-------|---------------------------------------|-------|--------|---|
| 09:49 | | 15-24 | V 9 | GOOD! FT by TENNISON, PAYTON |
| 09:30 | GOOD! JUMPER by JOHNSON, CIERRA | 15-26 | V 11 | |
| 08:53 | GOOD! LAYUP by EVANS, AYSIA | 15-28 | V 13 | |
| 08:24 | | 18-28 | V 10 | GOOD! 3PTR by TENNISON, PAYTON |
| 06:57 | GOOD! LAYUP by FERRELL, KATIE [PNT] | 18-30 | V 12 | |
| 06:45 | GOOD! FT by EVANS, AYSIA [FB] | 18-31 | V 13 | |
| 06:24 | | 19-31 | V 12 | GOOD! FT by MARTIN, PEYTON |
| 06:24 | | 20-31 | V 11 | GOOD! FT by MARTIN, PEYTON |
| 06:06 | | 22-31 | V 9 | GOOD! LAYUP by MARTIN, PEYTON |
| 05:50 | | 23-31 | V 8 | GOOD! FT by WASHINGTON, JIREH [FB] |
| 05:16 | GOOD! JUMPER by ALEXANDER, BROOKE | 23-33 | V 10 | |
| 04:55 | | 26-33 | V 7 | GOOD! 3PTR by HECKERT, MADISON |
| 04:40 | GOOD! JUMPER by ALEXANDER, BROOKE | 26-35 | V 9 | |
| 04:18 | | 28-35 | V 7 | GOOD! LAYUP by WASHINGTON, JIREH [PNT] |
| 03:48 | | 30-35 | V 5 | GOOD! JUMPER by WESTBROOK, AKASHA [PNT] |
| 03:31 | GOOD! 3PTR by ALEXANDER, BROOKE | 30-38 | V 8 | |
| 02:26 | | 31-38 | V 7 | GOOD! FT by WESTBROOK, AKASHA |
| 02:26 | | 32-38 | V 6 | GOOD! FT by WESTBROOK, AKASHA |
| 01:54 | GOOD! LAYUP by JOHNSON, CIERRA | 32-40 | V 8 | |
| 01:47 | GOOD! LAYUP by CHASTAIN, CLAIRE [PNT] | 32-42 | V 10 | |
| 01:47 | GOOD! FT by JOHNSON, CIERRA [FB] | 32-43 | V 11 | |
| 00:47 | GOOD! 3PTR by CHASTAIN, CLAIRE | 32-46 | V 14 | |
| 00:32 | | 34-46 | V 12 | GOOD! LAYUP by MARTIN, PEYTON [PNT] |

UT Arlington 46, Arkansas St. 34

**Official Scoring/Possession Reference Chart
UT Arlington vs Arkansas St.
Period 3**

January 18, 2019 at First National Bank Arena - Jonesboro, Arkansas



Period 3

Starters:

UT Arlington: 0 JOHNSON, CIERRA; 2 BILLIE, LAUREN; 12 ALEXANDER, BROOKE; 21 MILTON, TERRY; 41 FERRELL, KATIE;

Arkansas St.: 1 WASHINGTON, JIREH; 2 TAYLOR, STARR; 5 TENNISON, PAYTON; 10 WESTBROOK, AKASHA; 35 MARTIN, PEYTON;

| Time | VISITORS: UT Arlington | Score | Margin | HOME: Arkansas St. |
|-------|---|-------|--------|--|
| 09:49 | GOOD! LAYUP by MILTON, TERRY [PNT] | 34-48 | V 14 | |
| 09:39 | | 36-48 | V 12 | GOOD! JUMPER by WESTBROOK, AKASHA |
| 09:12 | GOOD! 3PTR by JOHNSON, CIERRA | 36-51 | V 15 | |
| 08:48 | | 37-51 | V 14 | GOOD! FT by WESTBROOK, AKASHA |
| 08:48 | | 38-51 | V 13 | GOOD! FT by WESTBROOK, AKASHA |
| 08:43 | GOOD! LAYUP by ALEXANDER, BROOKE [FB/PNT] | 38-53 | V 15 | |
| 08:16 | | 40-53 | V 13 | GOOD! LAYUP by WASHINGTON, JIREH |
| 07:58 | GOOD! LAYUP by JOHNSON, CIERRA [PNT] | 40-55 | V 15 | |
| 07:32 | | 43-55 | V 12 | GOOD! 3PTR by WASHINGTON, JIREH |
| 07:24 | GOOD! LAYUP by JOHNSON, CIERRA [PNT] | 43-57 | V 14 | |
| 07:12 | | 45-57 | V 12 | GOOD! JUMPER by MARTIN, PEYTON [FB] |
| 06:55 | GOOD! FT by JOHNSON, CIERRA | 45-58 | V 13 | |
| 06:55 | GOOD! FT by JOHNSON, CIERRA | 45-59 | V 14 | |
| 05:59 | GOOD! LAYUP by MACHADO, DAIANE [PNT] | 45-61 | V 16 | |
| 05:34 | GOOD! LAYUP by JOHNSON, CIERRA [PNT] | 45-63 | V 18 | |
| 04:56 | | 47-63 | V 16 | GOOD! JUMPER by MARTIN, PEYTON [PNT] |
| 04:24 | | 49-63 | V 14 | GOOD! LAYUP by MARTIN, PEYTON [FB/PNT] |
| 03:58 | GOOD! FT by MCGOWEN, LAURYNN | 49-64 | V 15 | |
| 03:30 | | 51-64 | V 13 | GOOD! LAYUP by PEEVY, LYCIA |
| 02:54 | GOOD! LAYUP by EVANS, AYSIA | 51-66 | V 15 | |
| 02:26 | GOOD! LAYUP by MCGOWEN, LAURYNN [FB/PNT] | 51-68 | V 17 | |
| 01:49 | GOOD! LAYUP by EVANS, AYSIA [FB/PNT] | 51-70 | V 19 | |
| 01:49 | GOOD! FT by EVANS, AYSIA [FB] | 51-71 | V 20 | |
| 00:49 | GOOD! LAYUP by HALVERSON, EMMA [PNT] | 51-73 | V 22 | |
| 00:24 | GOOD! LAYUP by MCGOWEN, LAURYNN [FB/PNT] | 51-75 | V 24 | |
| 00:04 | | 52-75 | V 23 | GOOD! FT by MARTIN, PEYTON |
| 00:04 | | 53-75 | V 22 | GOOD! FT by MARTIN, PEYTON |

UT Arlington 75, Arkansas St. 53

**Official Scoring/Possession Reference Chart
UT Arlington vs Arkansas St.
Period 4**

January 18, 2019 at First National Bank Arena - Jonesboro, Arkansas



Period 4

Starters:

UT Arlington: 0 JOHNSON, CIERRA; 2 BILLIE, LAUREN; 12 ALEXANDER, BROOKE; 21 MILTON, TERRY; 41 FERRELL, KATIE;

Arkansas St.: 1 WASHINGTON, JIREH; 2 TAYLOR, STARR; 5 TENNISON, PAYTON; 10 WESTBROOK, AKASHA; 35 MARTIN, PEYTON;

| Time | VISITORS: UT Arlington | Score | Margin | HOME: Arkansas St. |
|-------|---|--------|--------|--|
| 09:37 | | 55-75 | V 20 | GOOD! JUMPER by MARTIN, PEYTON [PNT] |
| 08:26 | GOOD! LAYUP by JOHNSON, CIERRA [PNT] | 55-77 | V 22 | |
| 07:36 | GOOD! 3PTR by BILLIE, LAUREN | 55-80 | V 25 | |
| 07:31 | | 56-80 | V 24 | GOOD! FT by WASHINGTON, JIREH [FB] |
| 07:09 | | 58-80 | V 22 | GOOD! LAYUP by MARTIN, PEYTON [FB] |
| 06:18 | GOOD! 3PTR by BILLIE, LAUREN | 58-83 | V 25 | |
| 05:58 | | 60-83 | V 23 | GOOD! LAYUP by MARTIN, PEYTON [PNT] |
| 05:30 | | 62-83 | V 21 | GOOD! JUMPER by TAYLOR, STARR [PNT] |
| 05:16 | GOOD! JUMPER by HALVERSON, EMMA | 62-85 | V 23 | |
| 03:54 | | 63-85 | V 22 | GOOD! FT by JACKSON, TRINITEE |
| 03:46 | GOOD! LAYUP by HALVERSON, EMMA [FB/PNT] | 63-87 | V 24 | |
| 03:46 | | 66-87 | V 21 | GOOD! 3PTR by ELDER, JORDAN [FB] |
| 03:46 | | 68-87 | V 19 | GOOD! LAYUP by JACKSON, TRINITEE [PNT] |
| 03:46 | GOOD! JUMPER by ALEXANDER, BROOKE | 68-89 | V 21 | |
| 03:46 | | 70-89 | V 19 | GOOD! LAYUP by TAYLOR, STARR [PNT] |
| 03:46 | GOOD! 3PTR by ALEXANDER, BROOKE | 70-92 | V 22 | |
| 02:00 | | 71-92 | V 21 | GOOD! FT by CLAYBORN, ASHLEY |
| 01:34 | GOOD! 3PTR by ALEXANDER, BROOKE | 71-95 | V 24 | |
| 00:55 | GOOD! LAYUP by JOHNSON, KELSEY | 71-97 | V 26 | |
| 00:49 | | 72-97 | V 25 | GOOD! FT by MAHAN, MAGGIE [FB] |
| 00:49 | | 73-97 | V 24 | GOOD! FT by MAHAN, MAGGIE [FB] |
| 00:38 | GOOD! 3PTR by ALEXANDER, BROOKE | 73-100 | V 27 | |

UT Arlington 100, Arkansas St. 73

**Official Substitutions Log
UT Arlington vs Arkansas St.
Period 1**

January 18, 2019 at First National Bank Arena - Jonesboro, Arkansas



| VISITORS: UT Arlington | Time | Score | HOME: Arkansas St. |
|-------------------------------|-------------|--------------|----------------------------|
| 0 JOHNSON, CIERRA | | | 1 WASHINGTON, JIREH |
| 2 BILLIE, LAUREN | | | 2 TAYLOR, STARR |
| 12 ALEXANDER, BROOKE | | | 5 TENNISON, PAYTON |
| 21 MILTON, TERRYN | | | 10 WESTBROOK, AKASHA |
| 41 FERRELL, KATIE | | | 35 MARTIN, PEYTON |
| | 06:32 | 8-4 | SUB OUT: TAYLOR, STARR |
| | 06:32 | | SUB IN: ELDER, JORDAN |
| | 06:01 | 9-6 | SUB OUT: MARTIN, PEYTON |
| | 06:01 | | SUB IN: JACKSON, TRINITEE |
| | 04:39 | 14-8 | SUB OUT: TENNISON, PAYTON |
| | 04:39 | | SUB IN: FORD, JADA |
| | 04:39 | | SUB OUT: WESTBROOK, AKASHA |
| | 04:39 | | SUB IN: PEEVY, LYCIA |
| SUB OUT: 12 ALEXANDER, BROOKE | 04:39 | | |
| SUB IN: 20 CHASTAIN, CLAIRE | 04:39 | | |
| | 00:36 | 22-14 | SUB OUT: WASHINGTON, JIREH |
| | 00:36 | | SUB IN: WESTBROOK, AKASHA |
| | 00:36 | | SUB OUT: PEEVY, LYCIA |
| | 00:36 | | SUB IN: MARTIN, PEYTON |
| | 00:36 | | SUB OUT: JACKSON, TRINITEE |
| | 00:36 | | SUB IN: TAYLOR, STARR |
| SUB OUT: 2 BILLIE, LAUREN | 00:36 | | |
| SUB IN: 1 MCGOWEN, LAURYNN | 00:36 | | |
| SUB OUT: 21 MILTON, TERRYN | 00:36 | | |
| SUB IN: 24 EVANS, AYSIA | 00:36 | | |
| SUB OUT: 41 FERRELL, KATIE | 00:36 | | |
| SUB IN: 13 MACHADO, DAIANE | 00:36 | | |

UT Arlington 24, Arkansas St. 14

**Official Substitutions Log
UT Arlington vs Arkansas St.
Period 2**

January 18, 2019 at First National Bank Arena - Jonesboro, Arkansas



| VISITORS: UT Arlington | Time | Score | HOME: Arkansas St. |
|-------------------------------|-------------|--------------|----------------------------|
| 0 JOHNSON, CIERRA | | | 1 WASHINGTON, JIREH |
| 2 BILLIE, LAUREN | | | 2 TAYLOR, STARR |
| 12 ALEXANDER, BROOKE | | | 5 TENNISON, PAYTON |
| 21 MILTON, TERRYNN | | | 10 WESTBROOK, AKASHA |
| 41 FERRELL, KATIE | | | 35 MARTIN, PEYTON |
| SUB OUT: 0 JOHNSON, CIERRA | 08:34 | 28-15 | |
| SUB IN: 41 FERRELL, KATIE | 08:34 | | |
| | 07:40 | 28-18 | SUB OUT: FORD, JADA |
| | 07:40 | | SUB IN: WASHINGTON, JIREH |
| SUB OUT: 20 CHASTAIN, CLAIRE | 06:45 | 30-18 | |
| SUB IN: 12 ALEXANDER, BROOKE | 06:45 | | |
| | 06:45 | | SUB OUT: TENNISON, PAYTON |
| | 06:45 | | SUB IN: ELDER, JORDAN |
| | 05:50 | 31-22 | SUB OUT: MARTIN, PEYTON |
| | 05:50 | | SUB IN: HECKERT, MADISON |
| SUB OUT: 1 MCGOWEN, LAURYNN | 05:50 | | |
| SUB IN: 2 BILLIE, LAUREN | 05:50 | | |
| SUB OUT: 13 MACHADO, DAIANE | 05:50 | | |
| SUB IN: 0 JOHNSON, CIERRA | 05:50 | | |
| SUB OUT: 24 EVANS, AYSIA | 05:50 | | |
| SUB IN: 21 MILTON, TERRYNN | 05:50 | | |
| | 04:05 | 35-28 | SUB OUT: TAYLOR, STARR |
| | 04:05 | | SUB IN: TENNISON, PAYTON |
| | 02:26 | 38-31 | SUB OUT: ELDER, JORDAN |
| | 02:26 | | SUB IN: MARTIN, PEYTON |
| | 02:26 | | SUB OUT: HECKERT, MADISON |
| | 02:26 | | SUB IN: FORD, JADA |
| SUB OUT: 2 BILLIE, LAUREN | 02:26 | | |
| SUB IN: 20 CHASTAIN, CLAIRE | 02:26 | | |
| | 01:47 | 43-32 | SUB OUT: WESTBROOK, AKASHA |
| | 01:47 | | SUB IN: PEEVY, LYCIA |
| SUB OUT: 41 FERRELL, KATIE | 01:11 | 43-32 | |
| SUB IN: 13 MACHADO, DAIANE | 01:11 | | |
| SUB OUT: 12 ALEXANDER, BROOKE | 01:11 | | |
| SUB IN: 3 DOSSEY, MISTY | 01:11 | | |

UT Arlington 46, Arkansas St. 34

**Official Substitutions Log
UT Arlington vs Arkansas St.
Period 3**

January 18, 2019 at First National Bank Arena - Jonesboro, Arkansas



| VISITORS: UT Arlington | Time | Score | HOME: Arkansas St. |
|-------------------------------|-------------|--------------|----------------------------|
| 0 JOHNSON, CIERRA | | | 1 WASHINGTON, JIREH |
| 2 BILLIE, LAUREN | | | 2 TAYLOR, STARR |
| 12 ALEXANDER, BROOKE | | | 5 TENNISON, PAYTON |
| 21 MILTON, TERRYNN | | | 10 WESTBROOK, AKASHA |
| 41 FERRELL, KATIE | | | 35 MARTIN, PEYTON |
| SUB OUT: 41 FERRELL, KATIE | 08:48 | 51-37 | |
| SUB IN: 13 MACHADO, DAIANE | 08:48 | | |
| | 06:34 | 59-45 | SUB OUT: WESTBROOK, AKASHA |
| | 06:34 | | SUB IN: PEEVY, LYCIA |
| | 05:47 | 61-45 | SUB OUT: TAYLOR, STARR |
| | 05:47 | | SUB IN: ELDER, JORDAN |
| SUB OUT: 21 MILTON, TERRYNN | 05:47 | | |
| SUB IN: 1 MCGOWEN, LAURYNN | 05:47 | | |
| SUB OUT: 12 ALEXANDER, BROOKE | 05:47 | | |
| SUB IN: 20 CHASTAIN, CLAIRE | 05:47 | | |
| | 03:58 | 63-49 | SUB OUT: TENNISON, PAYTON |
| | 03:58 | | SUB IN: WESTBROOK, AKASHA |
| | 03:58 | | SUB OUT: PEEVY, LYCIA |
| | 03:58 | | SUB IN: FORD, JADA |
| SUB OUT: 0 JOHNSON, CIERRA | 03:58 | | |
| SUB IN: 24 EVANS, AYSIA | 03:58 | | |
| SUB OUT: 2 BILLIE, LAUREN | 03:58 | | |
| SUB IN: 41 FERRELL, KATIE | 03:58 | | |
| | 03:30 | 64-49 | SUB OUT: WESTBROOK, AKASHA |
| | 03:30 | | SUB IN: PEEVY, LYCIA |
| SUB OUT: 13 MACHADO, DAIANE | 03:30 | | |
| SUB IN: 0 JOHNSON, CIERRA | 03:30 | | |
| SUB OUT: 41 FERRELL, KATIE | 02:54 | 66-51 | |
| SUB IN: 45 HALVERSON, EMMA | 02:54 | | |
| | 02:42 | 66-51 | SUB OUT: ELDER, JORDAN |
| | 02:42 | | SUB IN: TAYLOR, STARR |
| | 01:49 | 70-51 | SUB OUT: FORD, JADA |
| | 01:49 | | SUB IN: WESTBROOK, AKASHA |
| | 01:49 | | SUB OUT: PEEVY, LYCIA |
| | 01:49 | | SUB IN: TENNISON, PAYTON |
| | 00:23 | 75-51 | SUB OUT: WESTBROOK, AKASHA |
| | 00:23 | | SUB IN: HECKERT, MADISON |

UT Arlington 75, Arkansas St. 53

**Official Substitutions Log
UT Arlington vs Arkansas St.
Period 4**

January 18, 2019 at First National Bank Arena - Jonesboro, Arkansas



| VISITORS: UT Arlington | Time | Score | HOME: Arkansas St. |
|-------------------------------|-------------|--------------|----------------------------|
| 0 JOHNSON, CIERRA | | | 1 WASHINGTON, JIREH |
| 2 BILLIE, LAUREN | | | 2 TAYLOR, STARR |
| 12 ALEXANDER, BROOKE | | | 5 TENNISON, PAYTON |
| 21 MILTON, TERRYN | | | 10 WESTBROOK, AKASHA |
| 41 FERRELL, KATIE | | | 35 MARTIN, PEYTON |
| SUB OUT: 41 FERRELL, KATIE | 08:43 | 75-55 | |
| SUB IN: 45 HALVERSON, EMMA | 08:43 | | |
| SUB OUT: 24 EVANS, AYSIA | 08:06 | 77-55 | |
| SUB IN: 2 BILLIE, LAUREN | 08:06 | | |
| | 07:40 | 77-55 | SUB OUT: HECKERT, MADISON |
| | 07:40 | | SUB IN: WESTBROOK, AKASHA |
| | 04:33 | 85-62 | SUB OUT: WASHINGTON, JIREH |
| | 04:33 | | SUB IN: ELDER, JORDAN |
| | 04:33 | | SUB OUT: TENNISON, PAYTON |
| | 04:33 | | SUB IN: JACKSON, TRINITEE |
| | 04:33 | | SUB OUT: MARTIN, PEYTON |
| | 04:33 | | SUB IN: MAHAN, MAGGIE |
| SUB OUT: 0 JOHNSON, CIERRA | 04:33 | | |
| SUB IN: 33 JOHNSON, KELSEY | 04:33 | | |
| SUB OUT: 20 CHASTAIN, CLAIRE | 04:33 | | |
| SUB IN: 1 MCGOWEN, LAURYN | 04:33 | | |
| SUB OUT: 21 MILTON, TERRYN | 04:33 | | |
| SUB IN: 12 ALEXANDER, BROOKE | 04:33 | | |
| | 03:54 | 85-62 | SUB OUT: WESTBROOK, AKASHA |
| | 03:54 | | SUB IN: CLAYBORN, ASHLEY |
| SUB OUT: 2 BILLIE, LAUREN | 03:54 | | |
| SUB IN: 23 HAWKINS, CAMRYN | 03:54 | | |
| | 02:00 | 92-70 | SUB OUT: JACKSON, TRINITEE |
| | 02:00 | | SUB IN: HECKERT, MADISON |
| SUB OUT: 45 HALVERSON, EMMA | 02:00 | | |
| SUB IN: 40 WRIGHT, MICHAELA | 02:00 | | |

UT Arlington 100, Arkansas St. 73

Official Shot Chart
UT Arlington vs Arkansas St.
 PERIOD 1 Shots
 January 18, 2019 at First National Bank Arena - Jonesboro, Arkansas



Arkansas St.

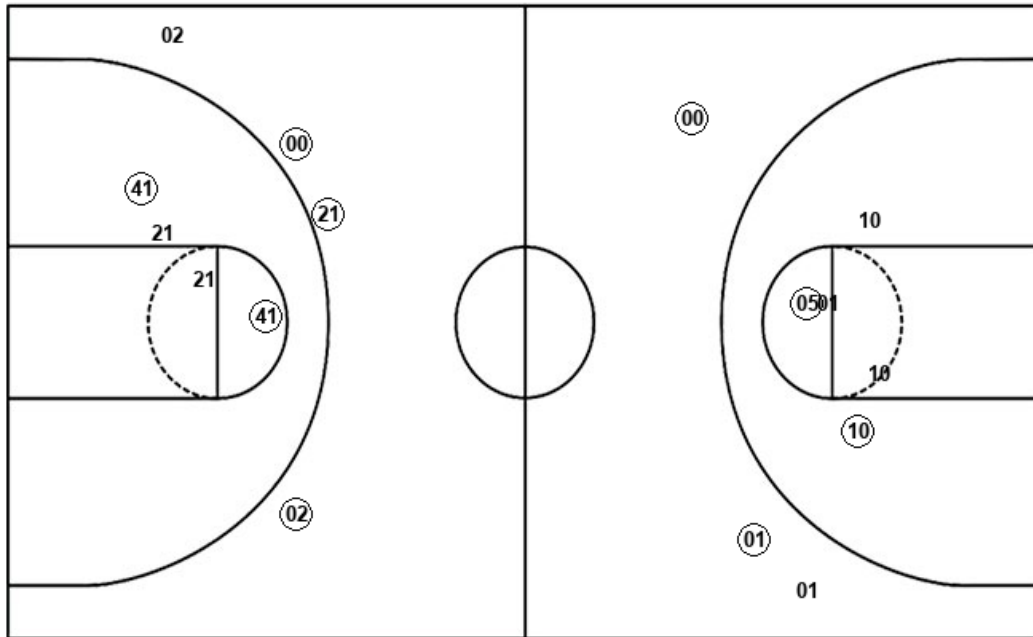
UT Arlington

Layups
 (35) 35 02 (01)

Layups
 00 (20) 41 (00) (21)
 20 (20) (13)

Dunks

Dunks



| ASU : Period 1 | Made | Att | Pct |
|--------------------------|----------|-----------|-------------|
| Layups | 2 | 4 | 50.0 |
| Dunks | 0 | 0 | 0 |
| 2PT Field Goals | 4 | 9 | 44.4 |
| 3PT Field Goals | 2 | 3 | 66.7 |
| Total Field Goals | 6 | 12 | 50.0 |

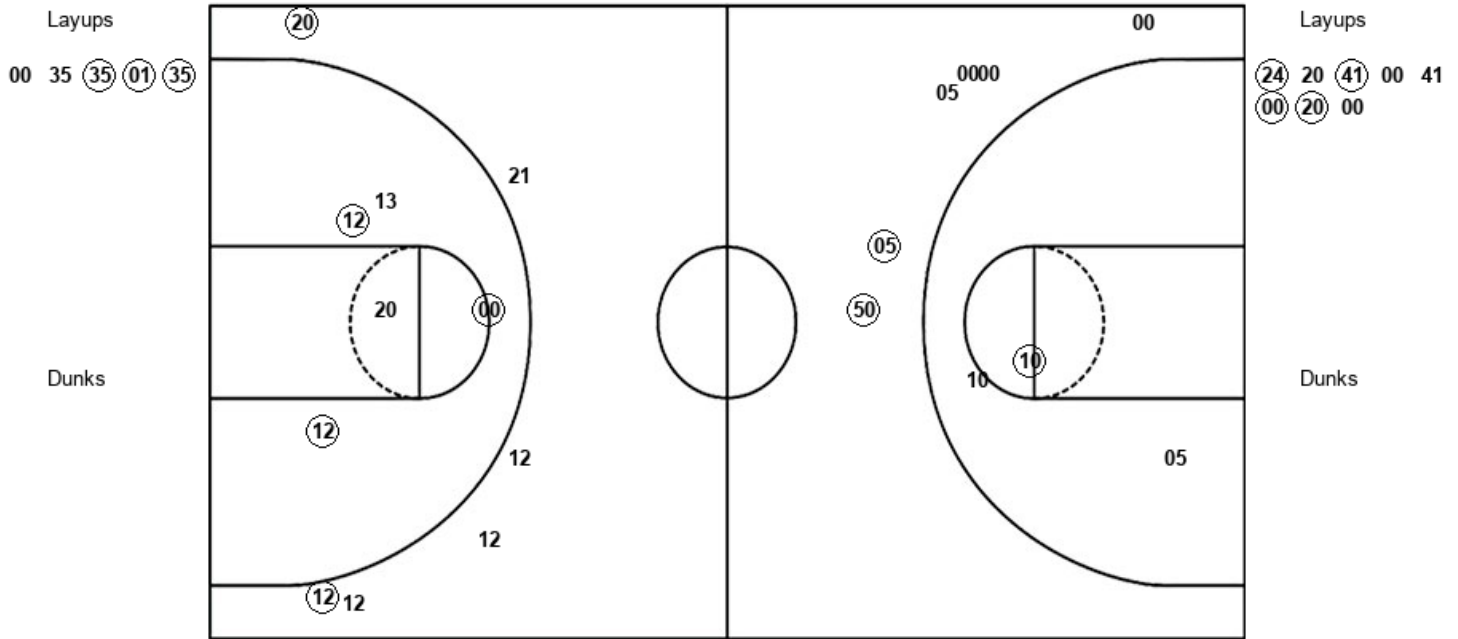
| UTA : Period 1 | Made | Att | Pct |
|--------------------------|-----------|-----------|-------------|
| Layups | 5 | 8 | 62.5 |
| Dunks | 0 | 0 | 0 |
| 2PT Field Goals | 7 | 12 | 58.3 |
| 3PT Field Goals | 3 | 4 | 75.0 |
| Total Field Goals | 10 | 16 | 62.5 |

Official Shot Chart
UT Arlington vs Arkansas St.
PERIOD 2 Shots
 January 18, 2019 at First National Bank Arena - Jonesboro, Arkansas



Arkansas St.

UT Arlington



| ASU : Period 2 | Made | Att | Pct |
|--------------------------|----------|-----------|-------------|
| Layups | 3 | 5 | 60.0 |
| Dunks | 0 | 0 | 0 |
| 2PT Field Goals | 4 | 8 | 50.0 |
| 3PT Field Goals | 2 | 6 | 33.3 |
| Total Field Goals | 6 | 14 | 42.9 |

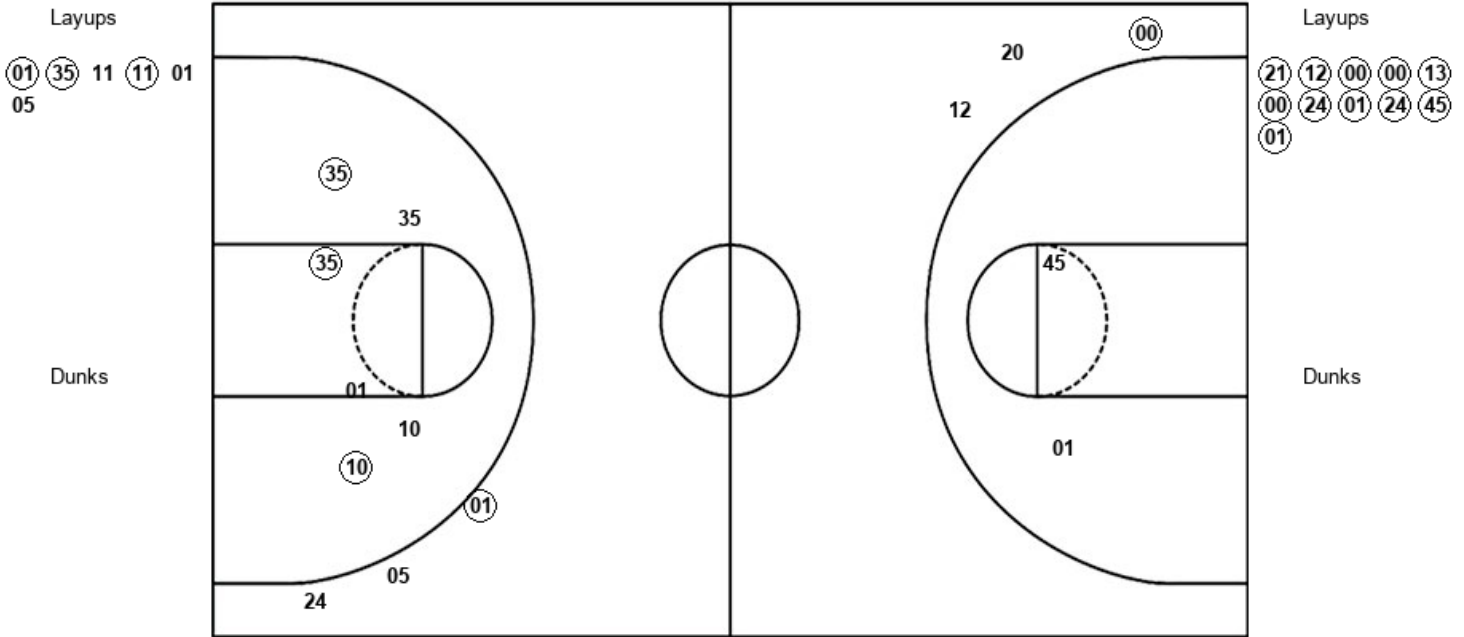
| UTA : Period 2 | Made | Att | Pct |
|--------------------------|----------|-----------|-------------|
| Layups | 4 | 8 | 50.0 |
| Dunks | 0 | 0 | 0 |
| 2PT Field Goals | 7 | 13 | 53.8 |
| 3PT Field Goals | 2 | 6 | 33.3 |
| Total Field Goals | 9 | 19 | 47.4 |

Official Shot Chart
UT Arlington vs Arkansas St.
PERIOD 3 Shots
 January 18, 2019 at First National Bank Arena - Jonesboro, Arkansas



Arkansas St.

UT Arlington



| ASU : Period 3 | Made | Att | Pct |
|--------------------------|----------|-----------|-------------|
| Layups | 3 | 6 | 50.0 |
| Dunks | 0 | 0 | 0 |
| 2PT Field Goals | 6 | 12 | 50.0 |
| 3PT Field Goals | 1 | 3 | 33.3 |
| Total Field Goals | 7 | 15 | 46.7 |

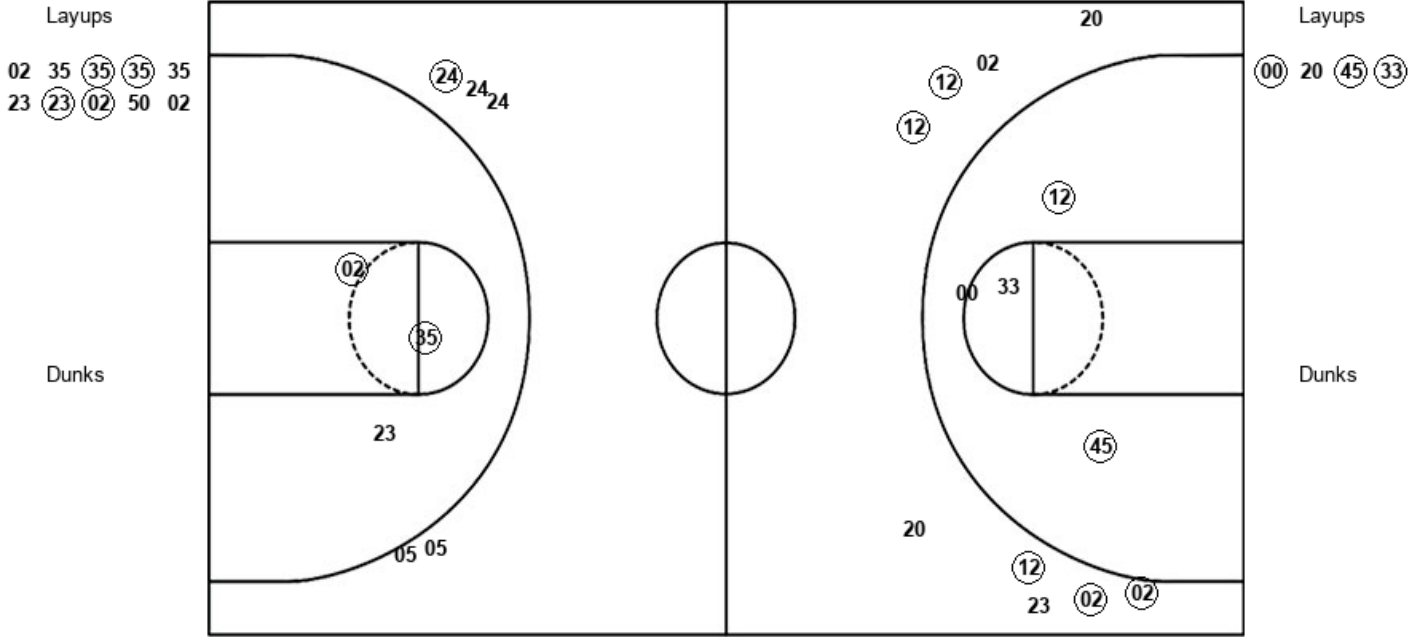
| UTA : Period 3 | Made | Att | Pct |
|--------------------------|-----------|-----------|-------------|
| Layups | 11 | 11 | 100.0 |
| Dunks | 0 | 0 | 0 |
| 2PT Field Goals | 11 | 13 | 84.6 |
| 3PT Field Goals | 1 | 3 | 33.3 |
| Total Field Goals | 12 | 16 | 75.0 |

Official Shot Chart
UT Arlington vs Arkansas St.
 PERIOD 4 Shots
 January 18, 2019 at First National Bank Arena - Jonesboro, Arkansas



Arkansas St.

UT Arlington



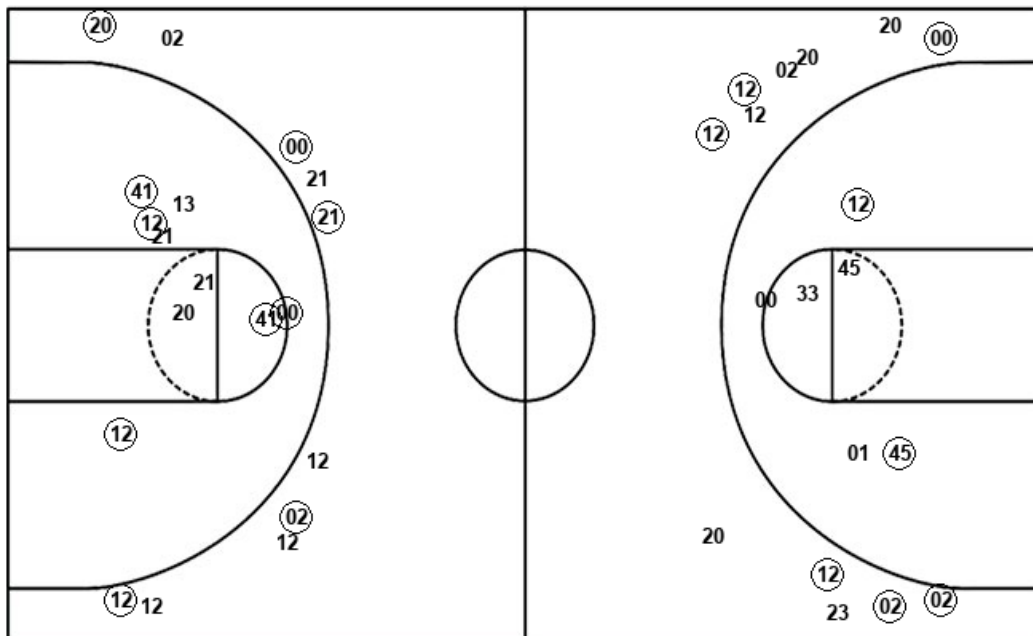
| ASU : Period 4 | Made | Att | Pct |
|--------------------------|----------|-----------|-------------|
| Layups | 4 | 10 | 40.0 |
| Dunks | 0 | 0 | 0 |
| 2PT Field Goals | 6 | 13 | 46.2 |
| 3PT Field Goals | 1 | 5 | 20.0 |
| Total Field Goals | 7 | 18 | 38.9 |

| UTA : Period 4 | Made | Att | Pct |
|--------------------------|-----------|-----------|-------------|
| Layups | 3 | 4 | 75.0 |
| Dunks | 0 | 0 | 0 |
| 2PT Field Goals | 5 | 8 | 62.5 |
| 3PT Field Goals | 5 | 9 | 55.6 |
| Total Field Goals | 10 | 17 | 58.8 |

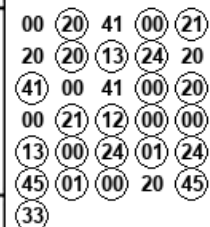
Official Shot Chart
UT Arlington vs Arkansas St.
UT Arlington Team Shots
 January 18, 2019 at First National Bank Arena - Jonesboro, Arkansas



Layups



Layups



Dunks

Dunks

| UTA : Period 1 | Made | Att | Pct |
|--------------------------|-----------|-----------|-------------|
| Layups | 5 | 8 | 62.5 |
| Dunks | 0 | 0 | 0 |
| 2PT Field Goals | 7 | 12 | 58.3 |
| 3PT Field Goals | 3 | 4 | 75.0 |
| Total Field Goals | 10 | 16 | 62.5 |

| UTA : Period 2 | Made | Att | Pct |
|--------------------------|----------|-----------|-------------|
| Layups | 4 | 8 | 50.0 |
| Dunks | 0 | 0 | 0 |
| 2PT Field Goals | 7 | 13 | 53.8 |
| 3PT Field Goals | 2 | 6 | 33.3 |
| Total Field Goals | 9 | 19 | 47.4 |

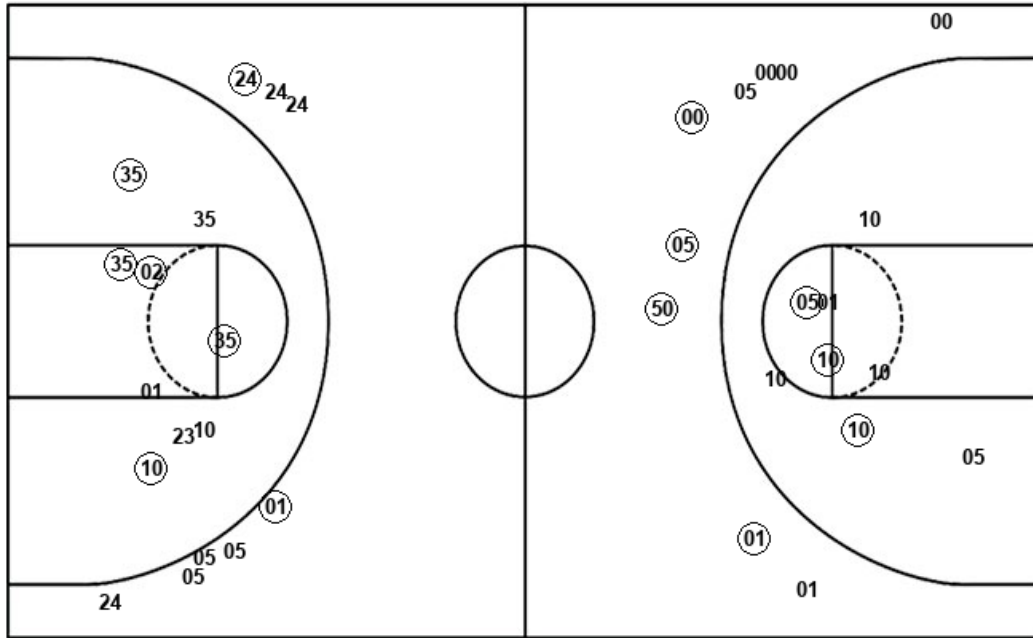
| UTA : Period 3 | Made | Att | Pct |
|--------------------------|-----------|-----------|-------------|
| Layups | 11 | 11 | 100.0 |
| Dunks | 0 | 0 | 0 |
| 2PT Field Goals | 11 | 13 | 84.6 |
| 3PT Field Goals | 1 | 3 | 33.3 |
| Total Field Goals | 12 | 16 | 75.0 |

| UTA : Period 4 | Made | Att | Pct |
|--------------------------|-----------|-----------|-------------|
| Layups | 3 | 4 | 75.0 |
| Dunks | 0 | 0 | 0 |
| 2PT Field Goals | 5 | 8 | 62.5 |
| 3PT Field Goals | 5 | 9 | 55.6 |
| Total Field Goals | 10 | 17 | 58.8 |

Official Shot Chart
UT Arlington vs Arkansas St.
Arkansas St. Team Shots
 January 18, 2019 at First National Bank Arena - Jonesboro, Arkansas



Layups



Layups

| | | | | |
|------|------|------|------|------|
| (35) | 35 | 02 | (01) | 00 |
| 35 | (35) | (01) | (35) | (01) |
| (35) | 11 | (11) | 01 | 05 |
| 02 | 35 | (35) | (35) | 35 |
| 23 | (23) | (02) | 50 | 02 |

Dunks

Dunks

| ASU : Period 1 | Made | Att | Pct |
|--------------------------|----------|-----------|-------------|
| Layups | 2 | 4 | 50.0 |
| Dunks | 0 | 0 | 0 |
| 2PT Field Goals | 4 | 9 | 44.4 |
| 3PT Field Goals | 2 | 3 | 66.7 |
| Total Field Goals | 6 | 12 | 50.0 |

| ASU : Period 2 | Made | Att | Pct |
|--------------------------|----------|-----------|-------------|
| Layups | 3 | 5 | 60.0 |
| Dunks | 0 | 0 | 0 |
| 2PT Field Goals | 4 | 8 | 50.0 |
| 3PT Field Goals | 2 | 6 | 33.3 |
| Total Field Goals | 6 | 14 | 42.9 |

| ASU : Period 3 | Made | Att | Pct |
|--------------------------|----------|-----------|-------------|
| Layups | 3 | 6 | 50.0 |
| Dunks | 0 | 0 | 0 |
| 2PT Field Goals | 6 | 12 | 50.0 |
| 3PT Field Goals | 1 | 3 | 33.3 |
| Total Field Goals | 7 | 15 | 46.7 |

| ASU : Period 4 | Made | Att | Pct |
|--------------------------|----------|-----------|-------------|
| Layups | 4 | 10 | 40.0 |
| Dunks | 0 | 0 | 0 |
| 2PT Field Goals | 6 | 13 | 46.2 |
| 3PT Field Goals | 1 | 5 | 20.0 |
| Total Field Goals | 7 | 18 | 38.9 |