



# SAN JOSE STATE VS WYOMING

3/2/2016

Laramie, Wyo. (Arena-Auditorium)

## FINAL STATS

**Wyoming**

*(13-17, 6-11)*

**81**

**San José State**

*(8-20, 3-13)*

**78**

*Start Time: 7 p.m. MT*

*Officials: Larry Spaulding, Mike Reed, Chris Rastatter*

*Attendance: 0*

**Official Basketball Box Score -- Game Totals -- Final Statistics**  
**San José State vs Wyoming**  
**3/2/2016 7 p.m. MT at Laramie, Wyo. (Arena-Auditorium)**

**San José State 78 - 8-20, 3-13**

##	Player	S	Total			Rebounds			PF	TP	A	TO	Blk	Stl	Min	
			FG-FGA	3PT	FG-FGA	FT-FTA	Off Reb	Def Reb								Tot Reb
00	HILLSMAN,JAYCEE	g	0-4		0-2	0-0	0	0	0	1	0	1	0	0	10	
14	ROGERS,FRANK	f	5-12		1-5	4-5	3	4	7	5	15	4	2	1	33	
20	THORNTON,ISAAC	g	3-4		2-2	2-2	0	2	2	5	10	4	2	0	24	
32	WELAGE,RYAN	f	3-10		0-4	0-1	0	6	6	3	6	0	1	0	27	
33	SCHWARTZ,CODY	f	2-6		1-4	0-0	1	0	1	2	5	2	0	1	23	
02	WILLIAMS,JR, GARY		4-8		2-3	4-5	2	3	5	2	14	2	3	0	22	
15	CLARKE,BRANDON		6-6		0-0	0-2	1	2	3	1	12	1	0	0	22	
21	JAMES,JALEN		3-4		3-4	2-4	0	0	0	4	11	1	1	0	20	
23	ONWAS,PRINCETON		1-4		0-2	3-4	1	3	4	5	5	1	2	1	18	
TEAM							5	0	5	0		0				
TOTALS			27-58		9-26	15-23	13	20	33	28	78	16	11	3	5	199

Deadball Rebounds: 3,0

FG %	1st Half:	15-32	46.9%	2nd Half:	12-26	46.2%	Game:	27-58	46.6%
3FG %	1st Half:	5-13	38.5%	2nd Half:	4-13	30.8%	Game:	9-26	34.6%
FT %	1st Half:	7-7	100.0%	2nd Half:	8-16	50.0%	Game:	15-23	65.2%

**Wyoming 81 - 13-17, 6-11**

##	Player	S	Total			Rebounds			PF	TP	A	TO	Blk	Stl	Min	
			FG-FGA	3PT	FG-FGA	FT-FTA	Off Reb	Def Reb								Tot Reb
03	AKA GORSKI,ALEXANDE	g	3-5		0-2	1-2	1	1	2	4	7	2	2	0	21	
05	HERNDON,ALAN	f	4-6		1-3	2-3	0	3	3	3	11	0	0	0	26	
11	LIEBERMAN,JEREMY	g	2-3		2-3	0-0	0	4	4	4	6	2	2	0	31	
14	ADAMS,JOSH	g	6-16		1-8	15-17	0	4	4	2	28	6	3	1	38	
23	MCMANAMEN,JASON	g	4-10		3-6	5-8	0	2	2	3	16	2	0	0	38	
01	JAMES,JUSTIN		0-0		0-0	0-0	0	0	0	2	0	0	1	1	13	
20	DALTON,HAYDEN		0-0		0-0	0-0	0	3	3	0	0	0	1	0	8	
21	BARNES,JONATHAN		1-1		0-0	0-0	0	0	0	0	2	0	1	0	4	
33	NAUGHTON,JORDAN		4-4		0-0	3-8	4	2	6	0	11	0	0	0	20	
TEAM							2	4	6	0		0				
TOTALS			24-45		7-22	26-38	7	23	30	18	81	12	10	2	1	199

Deadball Rebounds: 6,0

FG %	1st Half:	14-24	58.3%	2nd Half:	10-21	47.6%	Game:	24-45	53.3%
3FG %	1st Half:	5-13	38.5%	2nd Half:	2-9	22.2%	Game:	7-22	31.8%
FT %	1st Half:	8-11	72.7%	2nd Half:	18-27	66.7%	Game:	26-38	68.4%

Officials: Larry Spaulding, Mike Reed, Chris Rastatter  
 Technical Fouls: San José State- THORNTON,ISAAC; Wyoming- MCMANAMEN,JASON;  
 Attendance: 0

Score by periods	1st	2nd	Total
San José State	42	36	78
Wyoming	41	40	81

Points	In Paint	Off T/O	2nd 2nd Chance	Fast Break	Bench
SJ	26	17	12	0	42
WY	34	11	12	2	13

Last FG - SJ 2nd-00:09, WY 2nd-00:29.  
 Largest lead - San José State by 6 2nd-19:19; Wyoming by 4 2nd-00:13  
 SJ led for 17:54. WY led for 16:46. Game was tied for 5:06.

Score tied - 15 times  
 Lead changed - 24 times

**Official Basketball Box Score -- Game Totals -- First Half Statistics**  
**San José State vs Wyoming**  
**3/2/2016 7 p.m. MT at Laramie, Wyo. (Arena-Auditorium)**

**San José State 42 • 8-20, 3-13**

##	Player	S	Total			Rebounds			PF	TP	A	TO	Blk	Stl	Min
			FG-FGA	3PT FG-FGA	FT-FTA	Off Reb	Def Reb	Tot Reb							
00	HILLSMAN,JAYCEE	g	0-3	0-1	0-0	0	0	0	1	0	1	0	0	0	7
14	ROGERS,FRANK	f	2-5	0-2	0-0	2	3	5	1	4	3	0	1	0	18
20	THORNTON,ISAAC	g	2-3	1-1	2-2	0	1	1	1	7	1	1	0	0	15
32	WELAGE,RYAN	f	2-7	0-3	0-0	0	2	2	0	4	0	0	0	0	15
33	SCHWARTZ,CODY	f	1-2	1-1	0-0	0	0	0	2	3	1	0	0	0	6
02	WILLIAMS,JR, GARY		4-6	2-2	3-3	1	0	1	1	13	2	2	0	2	13
15	CLARKE,BRANDON		2-2	0-0	0-0	0	0	0	0	4	0	0	0	0	8
21	JAMES,JALEN		1-1	1-1	0-0	0	0	0	2	3	0	1	0	0	7
23	ONWAS,PRINCETON		1-3	0-2	2-2	0	3	3	2	4	0	1	1	0	11
TEAM						5	0	5	0		0				
Totals			15-32	5-13	7-7	8	9	17	10	42	8	5	2	2	100

FG % Half: 15-32 46.9%  
 3FG % Half: 5-13 38.5%  
 FT % Half: 7-7 100.0%

**Wyoming 41 • 13-17, 6-11**

##	Player	S	Total			Rebounds			PF	TP	A	TO	Blk	Stl	Min
			FG-FGA	3PT FG-FGA	FT-FTA	Off Reb	Def Reb	Tot Reb							
03	AKA GORSKI,ALEXANDE	g	2-4	0-2	1-2	1	1	2	1	5	1	1	0	0	13
05	HERNDON,ALAN	f	2-2	1-1	1-1	0	0	0	1	6	0	0	0	0	12
11	LIEBERMAN,JEREMY	g	0-0	0-0	0-0	0	1	1	0	0	1	1	0	0	13
14	ADAMS,JOSH	g	4-10	1-6	2-2	0	1	1	2	11	4	2	1	1	18
23	MCMANAMEN,JASON	g	4-6	3-4	4-4	0	1	1	1	15	2	0	0	0	19
01	JAMES,JUSTIN		0-0	0-0	0-0	0	0	0	1	0	0	1	1	0	9
20	DALTON,HAYDEN		0-0	0-0	0-0	0	2	2	0	0	0	1	0	0	6
21	BARNES,JONATHAN		1-1	0-0	0-0	0	0	0	0	2	0	0	0	0	2
33	NAUGHTON,JORDAN		1-1	0-0	0-2	1	1	2	0	2	0	0	0	0	8
TEAM						1	2	3	0		0				
Totals			14-24	5-13	8-11	3	9	12	6	41	8	6	2	1	100

FG % Half: 14-24 58.3%  
 3FG % Half: 5-13 38.5%  
 FT % Half: 8-11 72.7%

Officials: Larry Spaulding, Mike Reed, Chris Rastatter  
 Technical Fouls: San José State- None. Wyoming- None.

Score by periods	1st	2nd	Total
San José State	42	36	78
Wyoming	41	40	81

Points	In Paint	Off T/O	2nd Chance	Fast Break	Bench
SJ	14	11	7	0	24
WY	18	6	4	2	4

Last FG - SJ 1st-00:04, WY 1st-00:34.  
 SJ led for 8:23. WY led for 8:19. Game was tied for 3:04.

Score tied - 9 times  
 Lead changed - 19 times

**San José State vs Wyoming**  
**3/2/2016; 7 p.m. MT at Laramie, Wyo. (Arena-Auditorium)**  
**Period 1 Play-By-Play**

VISITORS: San José State	Time	Score	Margin	HOME: Wyoming
	19:48	2-0	H 2	GOOD! LAYUP by ADAMS,JOSH [PNT]
MISSED JUMPER by SCHWARTZ,CODY	19:17			
	19:17			REBOUND (DEF) by MCMANAMEN,JASON
	19:09			MISSED 3PTR by ADAMS,JOSH
REBOUND (DEF) by WELAGE,RYAN	19:09			
GOOD! LAYUP by WELAGE,RYAN [PNT]	18:49	2-2	T	
	18:31			MISSED 3PTR by AKA GORSKI,ALEXANDER
REBOUND (DEF) by ROGERS,FRANK	18:31			
GOOD! LAYUP by WELAGE,RYAN [PNT]	18:21	2-4	V 2	
ASSIST by ROGERS,FRANK	18:21			
	18:01			MISSED JUMPER by MCMANAMEN,JASON
REBOUND (DEF) by ROGERS,FRANK	18:01			
SUB IN: WILLIAMS,JR, GARY	17:55			
SUB OUT: HILLSMAN,JAYCEE	17:55			
MISSED 3PTR by ROGERS,FRANK	17:47			
	17:47			REBOUND (DEF) by AKA GORSKI,ALEXANDER
	17:18	4-4	T	GOOD! LAYUP by AKA GORSKI,ALEXANDER [PNT]
	17:18			ASSIST by LIEBERMAN,JEREMY
GOOD! JUMPER by WILLIAMS,JR, GARY	17:03	4-6	V 2	
	17:03			FOUL by MCMANAMEN,JASON
GOOD! FT by WILLIAMS,JR, GARY	17:03	4-7	V 3	
SUB IN: CLARKE,BRANDON	17:03			
SUB IN: JAMES,JALEN	17:03			
SUB OUT: ROGERS,FRANK	17:03			
SUB OUT: THORNTON,ISAAC	17:03			
	17:03			SUB IN: JAMES,JUSTIN
	17:03			SUB OUT: AKA GORSKI,ALEXANDER
	16:51	6-7	V 1	GOOD! LAYUP by HERNDON,ALAN [PNT]
	16:51			ASSIST by ADAMS,JOSH
FOUL by JAMES,JALEN	16:51			
	16:51	7-7	T	GOOD! FT by HERNDON,ALAN
SUB IN: ONWAS,PRINCETON	16:51			
SUB OUT: SCHWARTZ,CODY	16:51			
	16:51			SUB IN: BARNES,JONATHAN
	16:51			SUB OUT: HERNDON,ALAN
MISSED 3PTR by WELAGE,RYAN	16:31			
REBOUND (OFF) by TEAM	16:31			
MISSED 3PTR by ONWAS,PRINCETON	16:19			
	16:19			REBOUND (DEF) by ADAMS,JOSH
	16:08	9-7	H 2	GOOD! DUNK by BARNES,JONATHAN [PNT]
	16:08			ASSIST by ADAMS,JOSH
MISSED 3PTR by ONWAS,PRINCETON	15:53			
REBOUND (OFF) by WILLIAMS,JR, GARY	15:53			
MISSED 3PTR by WELAGE,RYAN	15:47			
REBOUND (OFF) by TEAM	15:47			
TIMEOUT MEDIA	15:45			
SUB IN: ROGERS,FRANK	15:45			
SUB IN: SCHWARTZ,CODY	15:45			
SUB OUT: ONWAS,PRINCETON	15:45			
SUB OUT: WELAGE,RYAN	15:45			
	15:45			SUB IN: DALTON,HAYDEN
	15:45			SUB OUT: MCMANAMEN,JASON
TURNOVER by WILLIAMS,JR, GARY	15:25			

VISITORS: San José State	Time	Score	Margin	HOME: Wyoming
	15:12			TURNOVER by LIEBERMAN,JEREMY
SUB IN: WELAGE,RYAN	15:12			
SUB OUT: CLARKE,BRANDON	15:12			
GOOD! 3PTR by SCHWARTZ,CODY	14:44	9-10	V 1	
ASSIST by ROGERS,FRANK	14:44			
FOUL by SCHWARTZ,CODY	14:25			
SUB IN: THORNTON,ISAAC	14:25			
SUB OUT: JAMES,JALEN	14:25			
	14:25			SUB IN: MCMANAMEN,JASON
	14:25			SUB IN: HERNDON,ALAN
	14:25			SUB OUT: BARNES,JONATHAN
	14:25			SUB OUT: LIEBERMAN,JEREMY
	14:12			TURNOVER by DALTON,HAYDEN
GOOD! DUNK by ROGERS,FRANK [PNT]	13:47	9-12	V 3	
ASSIST by SCHWARTZ,CODY	13:47			
	13:32	12-12	T	GOOD! 3PTR by ADAMS,JOSH
MISSED JUMPER by WELAGE,RYAN	13:11			
REBOUND (OFF) by ROGERS,FRANK	13:11			
GOOD! LAYUP by ROGERS,FRANK [PNT]	13:08	12-14	V 2	
FOUL by SCHWARTZ,CODY	12:53			
	12:53	13-14	V 1	GOOD! FT by MCMANAMEN,JASON
	12:53	14-14	T	GOOD! FT by MCMANAMEN,JASON
SUB IN: ONWAS,PRINCETON	12:53			
SUB IN: HILLSMAN,JAYCEE	12:53			
SUB OUT: WILLIAMS,JR, GARY	12:53			
SUB OUT: SCHWARTZ,CODY	12:53			
	12:53			SUB IN: NAUGHTON,JORDAN
	12:53			SUB OUT: DALTON,HAYDEN
MISSED JUMPER by HILLSMAN,JAYCEE	12:37			
REBOUND (OFF) by TEAM	12:37			
GOOD! 3PTR by THORNTON,ISAAC	12:14	14-17	V 3	
ASSIST by HILLSMAN,JAYCEE	12:14			
	11:55	17-17	T	GOOD! 3PTR by MCMANAMEN,JASON
	11:55			ASSIST by ADAMS,JOSH
MISSED 3PTR by WELAGE,RYAN	11:37			
REBOUND (OFF) by ROGERS,FRANK	11:37			
	11:32			FOUL by HERNDON,ALAN
TIMEOUT MEDIA	11:32			
GOOD! FT by ONWAS,PRINCETON	11:32	17-18	V 1	
GOOD! FT by ONWAS,PRINCETON	11:32	17-19	V 2	
	11:32			SUB IN: AKA GORSKI,ALEXANDER
	11:32			SUB IN: LIEBERMAN,JEREMY
	11:32			SUB OUT: HERNDON,ALAN
	11:32			SUB OUT: JAMES,JUSTIN
	11:20			MISSED 3PTR by ADAMS,JOSH
REBOUND (DEF) by THORNTON,ISAAC	11:20			
	11:11			FOUL by ADAMS,JOSH
GOOD! FT by THORNTON,ISAAC	11:11	17-20	V 3	
GOOD! FT by THORNTON,ISAAC	11:11	17-21	V 4	
	10:53	20-21	V 1	GOOD! 3PTR by MCMANAMEN,JASON
	10:53			ASSIST by AKA GORSKI,ALEXANDER
	10:33			FOUL by AKA GORSKI,ALEXANDER
TURNOVER by THORNTON,ISAAC	10:32			
	10:30			STEAL by ADAMS,JOSH
	10:28	22-21	H 1	GOOD! DUNK by ADAMS,JOSH [FB/PNT]
MISSED 3PTR by HILLSMAN,JAYCEE	10:02			
	10:02			REBOUND (DEF) by LIEBERMAN,JEREMY
	09:51	24-21	H 3	GOOD! LAYUP by MCMANAMEN,JASON [PNT]

VISITORS: San José State	Time	Score	Margin	HOME: Wyoming
GOOD! JUMPER by ONWAS,PRINCETON [PNT]	09:24	24-23	H 1	
	08:58			TURNOVER by ADAMS,JOSH
SUB IN: JAMES,JALEN	08:58			
SUB IN: CLARKE,BRANDON	08:58			
SUB IN: WILLIAMS,JR, GARY	08:58			
SUB OUT: THORNTON,ISAAC	08:58			
SUB OUT: WELAGE,RYAN	08:58			
SUB OUT: HILLSMAN,JAYCEE	08:58			
	08:58			SUB IN: HERNDON,ALAN
	08:58			SUB OUT: NAUGHTON,JORDAN
GOOD! DUNK by CLARKE,BRANDON [PNT]	08:45	24-25	V 1	
ASSIST by WILLIAMS,JR, GARY	08:45			
	08:35			MISSED 3PTR by AKA GORSKI,ALEXANDER
BLOCK by ONWAS,PRINCETON	08:35			
	08:32			REBOUND (OFF) by TEAM
FOUL by ROGERS,FRANK	08:24			
	08:24	25-25	T	GOOD! FT by ADAMS,JOSH
	08:24	26-25	H 1	GOOD! FT by ADAMS,JOSH
GOOD! JUMPER by WILLIAMS,JR, GARY	08:11	26-27	V 1	
	07:55			MISSED 3PTR by ADAMS,JOSH
REBOUND (DEF) by ONWAS,PRINCETON	07:55			
TURNOVER by JAMES,JALEN	07:47			
	07:47			TIMEOUT MEDIA
	07:47			SUB IN: JAMES,JUSTIN
	07:47			SUB OUT: LIEBERMAN,JEREMY
FOUL by JAMES,JALEN	07:39			
	07:34	28-27	H 1	GOOD! LAYUP by ADAMS,JOSH [PNT]
GOOD! 3PTR by JAMES,JALEN	07:14	28-30	V 2	
ASSIST by WILLIAMS,JR, GARY	07:14			
	06:54	31-30	H 1	GOOD! 3PTR by MCMANAMEN,JASON
	06:54			ASSIST by ADAMS,JOSH
MISSED JUMPER by WILLIAMS,JR, GARY	06:37			
	06:37			REBOUND (DEF) by TEAM
SUB IN: THORNTON,ISAAC	06:35			
SUB OUT: JAMES,JALEN	06:35			
	06:24			MISSED 3PTR by MCMANAMEN,JASON
REBOUND (DEF) by ONWAS,PRINCETON	06:24			
TURNOVER by ONWAS,PRINCETON	06:17			
FOUL by ONWAS,PRINCETON	06:17			
	05:57			TURNOVER by AKA GORSKI,ALEXANDER
GOOD! JUMPER by CLARKE,BRANDON	05:39	31-32	V 1	
	05:07			MISSED 3PTR by ADAMS,JOSH
	05:07			REBOUND (OFF) by AKA GORSKI,ALEXANDER
	05:01	33-32	H 1	GOOD! LAYUP by AKA GORSKI,ALEXANDER [PNT]
GOOD! JUMPER by THORNTON,ISAAC [PNT]	04:44	33-34	V 1	
	04:13			MISSED 3PTR by ADAMS,JOSH
REBOUND (DEF) by ROGERS,FRANK	04:13			
MISSED JUMPER by ROGERS,FRANK	04:05			
	04:05			BLOCK by ADAMS,JOSH
REBOUND (OFF) by TEAM	04:05			
SUB IN: WELAGE,RYAN	04:05			
SUB IN: HILLSMAN,JAYCEE	04:05			
SUB OUT: CLARKE,BRANDON	04:05			
SUB OUT: ONWAS,PRINCETON	04:05			
	04:05			SUB IN: DALTON,HAYDEN
	04:05			SUB IN: NAUGHTON,JORDAN
	04:05			SUB OUT: AKA GORSKI,ALEXANDER
	04:05			SUB OUT: HERNDON,ALAN

VISITORS: San José State	Time	Score	Margin	HOME: Wyoming
MISSED JUMPER by HILLSMAN,JAYCEE	03:44			
	03:44			BLOCK by JAMES,JUSTIN
REBOUND (OFF) by TEAM	03:44			
TIMEOUT MEDIA	03:44			
	03:44			FOUL by JAMES,JUSTIN
MISSED 3PTR by ROGERS,FRANK	03:41			
	03:41			REBOUND (DEF) by TEAM
	03:25			TURNOVER by JAMES,JUSTIN
STEAL by WILLIAMS,JR, GARY	03:23			
TURNOVER by WILLIAMS,JR, GARY	03:21			
FOUL by WILLIAMS,JR, GARY	03:21			
	03:21			SUB IN: LIEBERMAN,JEREMY
	03:21			SUB OUT: JAMES,JUSTIN
FOUL by HILLSMAN,JAYCEE	03:06			
	03:06	34-34	T	GOOD! FT by MCMANAMEN,JASON
	03:06	35-34	H 1	GOOD! FT by MCMANAMEN,JASON
MISSED JUMPER by WELAGE,RYAN	02:48			
	02:48			REBOUND (DEF) by DALTON,HAYDEN
	02:35			MISSED JUMPER by ADAMS,JOSH
BLOCK by ROGERS,FRANK	02:35			
	02:35			REBOUND (OFF) by NAUGHTON,JORDAN
FOUL by THORNTON,ISAAC	02:35			
	02:35			MISSED FT by NAUGHTON,JORDAN
	02:35			REBOUND (DEADB) by TEAM
	02:35			MISSED FT by NAUGHTON,JORDAN
REBOUND (DEF) by ONWAS,PRINCETON	02:35			
SUB IN: ONWAS,PRINCETON	02:35			
SUB OUT: HILLSMAN,JAYCEE	02:35			
MISSED JUMPER by WILLIAMS,JR, GARY	02:15			
	02:15			REBOUND (DEF) by DALTON,HAYDEN
	02:10			TURNOVER by ADAMS,JOSH
STEAL by WILLIAMS,JR, GARY	02:09			
	02:08			FOUL by ADAMS,JOSH
GOOD! FT by WILLIAMS,JR, GARY	02:08	35-35	T	
GOOD! FT by WILLIAMS,JR, GARY	02:08	35-36	V 1	
SUB IN: JAMES,JALEN	02:08			
SUB IN: CLARKE,BRANDON	02:08			
SUB OUT: ROGERS,FRANK	02:08			
SUB OUT: WILLIAMS,JR, GARY	02:08			
	02:08			SUB IN: AKA GORSKI,ALEXANDER
	02:08			SUB OUT: ADAMS,JOSH
	01:47	37-36	H 1	GOOD! DUNK by NAUGHTON,JORDAN [PNT]
	01:47			ASSIST by MCMANAMEN,JASON
MISSED JUMPER by THORNTON,ISAAC	01:29			
	01:29			REBOUND (DEF) by NAUGHTON,JORDAN
FOUL by ONWAS,PRINCETON	01:15			
	01:15	38-36	H 2	GOOD! FT by AKA GORSKI,ALEXANDER
	01:15			MISSED FT by AKA GORSKI,ALEXANDER
REBOUND (DEF) by WELAGE,RYAN	01:15			
SUB IN: ROGERS,FRANK	01:15			
SUB IN: WILLIAMS,JR, GARY	01:15			
SUB OUT: ONWAS,PRINCETON	01:15			
SUB OUT: CLARKE,BRANDON	01:15			
	01:15			SUB IN: HERNDON,ALAN
	01:15			SUB OUT: DALTON,HAYDEN
GOOD! 3PTR by WILLIAMS,JR, GARY	00:53	38-39	V 1	
ASSIST by ROGERS,FRANK	00:53			
	00:34	41-39	H 2	GOOD! 3PTR by HERNDON,ALAN

VISITORS: San José State	Time	Score	Margin	HOME: Wyoming
	00:34			ASSIST by MCMANAMEN,JASON
TIMEOUT 30SEC	00:18			
SUB IN: CLARKE,BRANDON	00:18			
SUB OUT: ROGERS,FRANK	00:18			
GOOD! 3PTR by WILLIAMS,JR, GARY	00:04	41-42	V 1	
ASSIST by THORNTON,ISAAC	00:04			

San José State 42, Wyoming 41

Period 1-only	In Paint	Off T/O	2nd Chance	Fast Break	Bench	
SJ	14	11	7	0	24	Score tied - 4 times
WY	18	6	4	2	4	Lead changed - 20 times



**Official Basketball Box Score -- Game Totals -- Second Half Statistics**  
**San José State vs Wyoming**  
**3/2/2016 7 p.m. MT at Laramie, Wyo. (Arena-Auditorium)**

**San José State 36 • 8-20, 3-13**

##	Player	S	Total			Rebounds			PF	TP	A	TO	Blk	Stl	Min
			FG-FGA	3PT FG-FGA	FT-FTA	Off Reb	Def Reb	Tot Reb							
00	HILLSMAN,JAYCEE	g	0-1	0-1	0-0	0	0	0	0	0	0	0	0	3	
14	ROGERS,FRANK	f	3-7	1-3	4-5	1	1	2	4	11	1	2	0	15	
20	THORNTON,ISAAC	g	1-1	1-1	0-0	0	1	1	4	3	3	1	0	9	
32	WELAGE,RYAN	f	1-3	0-1	0-1	0	4	4	3	2	0	1	0	12	
33	SCHWARTZ,CODY	f	1-4	0-3	0-0	1	0	1	0	2	1	0	1	17	
02	WILLIAMS,JR, GARY		0-2	0-1	1-2	1	3	4	1	1	0	1	0	9	
15	CLARKE,BRANDON		4-4	0-0	0-2	1	2	3	1	8	1	0	0	14	
21	JAMES,JALEN		2-3	2-3	2-4	0	0	0	2	8	1	0	0	13	
23	ONWAS,PRINCETON		0-1	0-0	1-2	1	0	1	3	1	1	1	0	7	
TEAM						0	0	0	0		0				
Totals			12-26	4-13	8-16	5	11	16	18	36	8	6	1	3	99

FG % Half: 12-26 46.2%  
 3FG % Half: 4-13 38.5%  
 FT % Half: 8-16 50.0%

**Wyoming 40 • 13-17, 6-11**

##	Player	S	Total			Rebounds			PF	TP	A	TO	Blk	Stl	Min
			FG-FGA	3PT FG-FGA	FT-FTA	Off Reb	Def Reb	Tot Reb							
03	AKA GORSKI,ALEXANDE	g	1-1	0-0	0-0	0	0	0	3	2	1	1	0	8	
05	HERNDON,ALAN	f	2-4	0-2	1-2	0	3	3	2	5	0	0	0	14	
11	LIEBERMAN,JEREMY	g	2-3	2-3	0-0	0	3	3	4	6	1	1	0	18	
14	ADAMS,JOSH	g	2-6	0-2	13-15	0	3	3	0	17	2	1	0	20	
23	MCMANAMEN,JASON	g	0-4	0-2	1-4	0	1	1	2	1	0	0	0	19	
01	JAMES,JUSTIN		0-0	0-0	0-0	0	0	0	1	0	0	0	0	4	
20	DALTON,HAYDEN		0-0	0-0	0-0	0	1	1	0	0	0	0	0	2	
21	BARNES,JONATHAN		0-0	0-0	0-0	0	0	0	0	0	0	1	0	2	
33	NAUGHTON,JORDAN		3-3	0-0	3-6	3	1	4	0	9	0	0	0	12	
TEAM						1	2	3	0		0				
Totals			10-21	2-9	18-27	4	14	18	12	40	4	4	0	0	99

FG % Half: 10-21 47.6%  
 3FG % Half: 2-9 38.5%  
 FT % Half: 18-27 66.7%

Officials: Larry Spaulding, Mike Reed, Chris Rastatter  
 Technical Fouls: San José State- THORNTON,ISAAC; Wyoming- MCMANAMEN,JASON;

Score by periods	1st	2nd	Total
San José State	42	36	78
Wyoming	41	40	81

Points	In Paint	Off T/O	2nd Chance	Fast Break	Bench
SJ	12	6	5	0	18
WY	16	5	6	0	9

Last FG - SJ 2nd-00:09, WY 2nd-00:29.  
 SJ led for 9:31. WY led for 8:27. Game was tied for 2:02.

Score tied - 6 times  
 Lead changed - 5 times

**San José State vs Wyoming**  
**3/2/2016; 7 p.m. MT at Laramie, Wyo. (Arena-Auditorium)**  
**Period 2 Play-By-Play**

VISITORS: San José State	Time	Score	Margin	HOME: Wyoming
GOOD! LAYUP by ROGERS,FRANK [PNT]	19:47	41-44	V 3	
ASSIST by THORNTON,ISAAC	19:47			
	19:47			FOUL by LIEBERMAN,JEREMY
GOOD! FT by ROGERS,FRANK	19:47	41-45	V 4	
	19:36			MISSED JUMPER by ADAMS,JOSH
REBOUND (DEF) by WELAGE,RYAN	19:36			
GOOD! LAYUP by ROGERS,FRANK [PNT]	19:19	41-47	V 6	
ASSIST by THORNTON,ISAAC	19:19			
	18:56	43-47	V 4	GOOD! LAYUP by HERNDON,ALAN [PNT]
	18:56			ASSIST by LIEBERMAN,JEREMY
MISSED 3PTR by HILLSMAN,JAYCEE	18:37			
	18:37			REBOUND (DEF) by LIEBERMAN,JEREMY
	18:22			MISSED 3PTR by HERNDON,ALAN
REBOUND (DEF) by WELAGE,RYAN	18:22			
TURNOVER by THORNTON,ISAAC	18:16			
FOUL by THORNTON,ISAAC	18:16			
	17:59			TURNOVER by AKA GORSKI,ALEXANDER
STEAL by SCHWARTZ,CODY	17:55			
GOOD! JUMPER by SCHWARTZ,CODY	17:33	43-49	V 6	
SUB IN: JAMES,JALEN	17:28			
SUB OUT: THORNTON,ISAAC	17:28			
SUB OUT: WELAGE,RYAN	17:28			
SUB OUT: SCHWARTZ,CODY	17:28			
	17:28			SUB IN: BARNES,JONATHAN
	17:28			SUB OUT: HERNDON,ALAN
	17:24	45-49	V 4	GOOD! LAYUP by ADAMS,JOSH [PNT]
SUB IN: ONWAS,PRINCETON	17:24			
SUB IN: WELAGE,RYAN	17:24			
SUB IN: SCHWARTZ,CODY	17:24			
SUB OUT: HILLSMAN,JAYCEE	17:24			
FOUL by JAMES,JALEN	17:18			
	17:18	46-49	V 3	GOOD! FT by ADAMS,JOSH
GOOD! JUMPER by WELAGE,RYAN	17:14	46-51	V 5	
	17:01	48-51	V 3	GOOD! LAYUP by AKA GORSKI,ALEXANDER [PNT]
	16:46			FOUL by AKA GORSKI,ALEXANDER
MISSED 3PTR by ROGERS,FRANK	16:31			
	16:31			REBOUND (DEF) by ADAMS,JOSH
	16:20			TURNOVER by BARNES,JONATHAN
STEAL by ONWAS,PRINCETON	16:18			
MISSED 3PTR by SCHWARTZ,CODY	15:58			
	15:58			REBOUND (DEF) by HERNDON,ALAN
	15:48	51-51	T	GOOD! 3PTR by LIEBERMAN,JEREMY
MISSED JUMPER by ONWAS,PRINCETON	15:27			
REBOUND (OFF) by ONWAS,PRINCETON	15:27			
	15:10			FOUL by HERNDON,ALAN
TIMEOUT MEDIA	15:10			
GOOD! FT by ONWAS,PRINCETON	15:10	51-52	V 1	
MISSED FT by ONWAS,PRINCETON	15:10			
REBOUND (OFF) by WILLIAMS,JR, GARY	15:10			
SUB IN: CLARKE,BRANDON	15:10			
SUB IN: WILLIAMS,JR, GARY	15:10			
SUB OUT: ONWAS,PRINCETON	15:10			
SUB OUT: ROGERS,FRANK	15:10			

VISITORS: San José State	Time	Score	Margin	HOME: Wyoming
SUB OUT: WELAGE,RYAN	15:10			
SUB OUT: JAMES,JALEN	15:10			
SUB OUT: SCHWARTZ,CODY	15:10			
	15:10			SUB IN: NAUGHTON,JORDAN
	15:10			SUB IN: HERNDON,ALAN
	15:10			SUB OUT: AKA GORSKI,ALEXANDER
	15:10			SUB OUT: LIEBERMAN,JEREMY
	15:10			SUB OUT: ADAMS,JOSH
	15:10			SUB OUT: MCMANAMEN,JASON
	15:10			SUB OUT: BARNES,JONATHAN
MISSED 3PTR by ROGERS,FRANK	14:37			
	14:37			REBOUND (DEF) by LIEBERMAN,JEREMY
FOUL by ONWAS,PRINCETON	14:21			
	14:21	52-52	T	GOOD! FT by ADAMS,JOSH
	14:21	53-52	H 1	GOOD! FT by ADAMS,JOSH
TURNOVER by WILLIAMS,JR, GARY	14:00			
SUB IN: THORNTON,ISAAC	14:00			
SUB IN: WELAGE,RYAN	14:00			
SUB IN: SCHWARTZ,CODY	14:00			
	13:53			MISSED 3PTR by ADAMS,JOSH
REBOUND (DEF) by WILLIAMS,JR, GARY	13:53			
MISSED 3PTR by SCHWARTZ,CODY	13:34			
	13:34			REBOUND (DEF) by LIEBERMAN,JEREMY
	13:13			MISSED 3PTR by LIEBERMAN,JEREMY
REBOUND (DEF) by WILLIAMS,JR, GARY	13:13			
TURNOVER by WELAGE,RYAN	12:46			
FOUL by WELAGE,RYAN	12:46			
	12:46			SUB IN: JAMES,JUSTIN
	12:46			SUB OUT: NAUGHTON,JORDAN
	12:36	55-52	H 3	GOOD! DUNK by HERNDON,ALAN [PNT]
	12:36			ASSIST by ADAMS,JOSH
GOOD! 3PTR by THORNTON,ISAAC	12:05	55-55	T	
ASSIST by CLARKE,BRANDON	12:05			
	11:45			TURNOVER by LIEBERMAN,JEREMY
STEAL by WELAGE,RYAN	11:42			
	11:29			FOUL by JAMES,JUSTIN
TIMEOUT MEDIA	11:29			
GOOD! FT by WILLIAMS,JR, GARY	11:29	55-56	V 1	
MISSED FT by WILLIAMS,JR, GARY	11:29			
	11:29			REBOUND (DEF) by DALTON,HAYDEN
SUB IN: ROGERS,FRANK	11:29			
SUB OUT: CLARKE,BRANDON	11:29			
	11:29			SUB IN: AKA GORSKI,ALEXANDER
	11:29			SUB IN: DALTON,HAYDEN
	11:29			SUB OUT: HERNDON,ALAN
	11:01	58-56	H 2	GOOD! 3PTR by LIEBERMAN,JEREMY
	11:01			ASSIST by AKA GORSKI,ALEXANDER
	10:29			FOUL by AKA GORSKI,ALEXANDER
MISSED FT by ROGERS,FRANK	10:29			
REBOUND (DEADB) by TEAM	10:29			
GOOD! FT by ROGERS,FRANK	10:29	58-57	H 1	
SUB IN: CLARKE,BRANDON	10:29			
SUB OUT: WELAGE,RYAN	10:29			
	10:29			SUB IN: MCMANAMEN,JASON
	10:29			SUB OUT: JAMES,JUSTIN
FOUL by ROGERS,FRANK	10:20			
	10:20			MISSED FT by MCMANAMEN,JASON
	10:20			REBOUND (DEADB) by TEAM

VISITORS: San José State	Time	Score	Margin	HOME: Wyoming
	10:20			MISSED FT by MCMANAMEN,JASON
REBOUND (DEF) by CLARKE,BRANDON	10:20			
SUB IN: JAMES,JALEN	10:20			
SUB OUT: WILLIAMS,JR, GARY	10:20			
	10:20			SUB IN: NAUGHTON,JORDAN
	10:20			SUB OUT: DALTON,HAYDEN
GOOD! 3PTR by JAMES,JALEN	10:00	58-60	V 2	
ASSIST by SCHWARTZ,CODY	10:00			
FOUL by ROGERS,FRANK	09:47			
	09:47			MISSED FT by ADAMS,JOSH
	09:47			REBOUND (DEADB) by TEAM
	09:47	59-60	V 1	GOOD! FT by ADAMS,JOSH
SUB IN: ONWAS,PRINCETON	09:47			
SUB OUT: THORNTON,ISAAC	09:47			
	09:47			SUB IN: HERNDON,ALAN
	09:47			SUB OUT: AKA GORSKI,ALEXANDER
TURNOVER by ROGERS,FRANK	09:32			
SUB IN: WELAGE,RYAN	09:32			
SUB OUT: ROGERS,FRANK	09:32			
	09:22			TURNOVER by ADAMS,JOSH
	09:05			FOUL by LIEBERMAN,JEREMY
GOOD! 3PTR by JAMES,JALEN	09:02	59-63	V 4	
ASSIST by ONWAS,PRINCETON	09:02			
FOUL by ONWAS,PRINCETON	08:42			
	08:42	60-63	V 3	GOOD! FT by ADAMS,JOSH
	08:42	61-63	V 2	GOOD! FT by ADAMS,JOSH
SUB IN: THORNTON,ISAAC	08:42			
SUB OUT: ONWAS,PRINCETON	08:42			
	08:42			SUB IN: JAMES,JUSTIN
	08:26			FOUL by HERNDON,ALAN
MISSED FT by WELAGE,RYAN	08:26			
	08:26			REBOUND (DEF) by HERNDON,ALAN
	08:09			MISSED JUMPER by MCMANAMEN,JASON
	08:09			REBOUND (OFF) by NAUGHTON,JORDAN
FOUL by WELAGE,RYAN	08:07			
	08:07	62-63	V 1	GOOD! FT by NAUGHTON,JORDAN
	08:07	63-63	T	GOOD! FT by NAUGHTON,JORDAN
SUB IN: ROGERS,FRANK	08:07			
SUB OUT: WELAGE,RYAN	08:07			
	08:07			SUB IN: AKA GORSKI,ALEXANDER
	08:07			SUB OUT: HERNDON,ALAN
GOOD! 3PTR by ROGERS,FRANK	07:53	63-66	V 3	
ASSIST by THORNTON,ISAAC	07:53			
	07:37			MISSED 3PTR by MCMANAMEN,JASON
REBOUND (DEF) by THORNTON,ISAAC	07:37			
GOOD! JUMPER by CLARKE,BRANDON [PNT]	07:18	63-68	V 5	
FOUL by THORNTON,ISAAC	07:04			
	07:04			TIMEOUT MEDIA
	07:04	64-68	V 4	GOOD! FT by ADAMS,JOSH
	07:04	65-68	V 3	GOOD! FT by ADAMS,JOSH
	07:04			SUB IN: LIEBERMAN,JEREMY
	07:04			SUB OUT: JAMES,JUSTIN
MISSED 3PTR by SCHWARTZ,CODY	06:53			
	06:53			REBOUND (DEF) by ADAMS,JOSH
FOUL by THORNTON,ISAAC	06:44			
	06:44	66-68	V 2	GOOD! FT by ADAMS,JOSH
	06:44	67-68	V 1	GOOD! FT by ADAMS,JOSH
SUB IN: WILLIAMS,JR, GARY	06:44			

VISITORS: San José State	Time	Score	Margin	HOME: Wyoming
SUB OUT: THORNTON,ISAAC	06:44			
	06:31			FOUL by AKA GORSKI,ALEXANDER
MISSED FT by CLARKE,BRANDON	06:31			
REBOUND (DEADB) by TEAM	06:31			
MISSED FT by CLARKE,BRANDON	06:31			
	06:31			REBOUND (DEF) by MCMANAMEN,JASON
SUB IN: WELAGE,RYAN	06:31			
SUB OUT: SCHWARTZ,CODY	06:31			
	06:31			SUB IN: HERNDON,ALAN
	06:31			SUB OUT: AKA GORSKI,ALEXANDER
	06:18			MISSED 3PTR by ADAMS,JOSH
REBOUND (DEF) by CLARKE,BRANDON	06:18			
MISSED 3PTR by WELAGE,RYAN	05:58			
	05:58			REBOUND (DEF) by ADAMS,JOSH
	05:47			MISSED JUMPER by ADAMS,JOSH
	05:47			REBOUND (OFF) by NAUGHTON,JORDAN
	05:44	69-68	H 1	GOOD! LAYUP by NAUGHTON,JORDAN [PNT]
MISSED JUMPER by WILLIAMS,JR, GARY	05:28			
	05:28			REBOUND (DEF) by NAUGHTON,JORDAN
FOUL by JAMES,JALEN	05:08			
	05:08	70-68	H 2	GOOD! FT by MCMANAMEN,JASON
	05:08			MISSED FT by MCMANAMEN,JASON
REBOUND (DEF) by ROGERS,FRANK	05:08			
SUB IN: SCHWARTZ,CODY	05:08			
SUB OUT: WELAGE,RYAN	05:08			
	05:08			SUB IN: DALTON,HAYDEN
	05:08			SUB OUT: NAUGHTON,JORDAN
GOOD! DUNK by CLARKE,BRANDON [PNT]	04:52	70-70	T	
ASSIST by ROGERS,FRANK	04:52			
	04:34	72-70	H 2	GOOD! LAYUP by ADAMS,JOSH [PNT]
MISSED JUMPER by ROGERS,FRANK	04:18			
	04:18			REBOUND (DEF) by TEAM
	04:18			SUB IN: NAUGHTON,JORDAN
	04:18			SUB OUT: DALTON,HAYDEN
	03:57			MISSED 3PTR by MCMANAMEN,JASON
REBOUND (DEF) by WILLIAMS,JR, GARY	03:57			
MISSED 3PTR by JAMES,JALEN	03:39			
REBOUND (OFF) by SCHWARTZ,CODY	03:39			
MISSED JUMPER by ROGERS,FRANK	03:12			
REBOUND (OFF) by ROGERS,FRANK	03:12			
	03:07			FOUL by MCMANAMEN,JASON
TIMEOUT MEDIA	03:07			
GOOD! FT by ROGERS,FRANK	03:07	72-71	H 1	
GOOD! FT by ROGERS,FRANK	03:07	72-72	T	
SUB IN: ONWAS,PRINCETON	03:07			
SUB OUT: WILLIAMS,JR, GARY	03:07			
	03:07			SUB IN: DALTON,HAYDEN
	03:07			SUB OUT: HERNDON,ALAN
FOUL by ROGERS,FRANK	02:51			
	02:51			MISSED FT by ADAMS,JOSH
	02:51			REBOUND (DEADB) by TEAM
	02:51	73-72	H 1	GOOD! FT by ADAMS,JOSH
	02:51			SUB IN: HERNDON,ALAN
	02:51			SUB OUT: DALTON,HAYDEN
TURNOVER by ROGERS,FRANK	02:31			
SUB IN: THORNTON,ISAAC	02:31			
SUB OUT: JAMES,JALEN	02:31			
	02:14			MISSED JUMPER by MCMANAMEN,JASON

VISITORS: San José State	Time	Score	Margin	HOME: Wyoming
BLOCK by SCHWARTZ,CODY	02:14			
	02:14			REBOUND (OFF) by TEAM
	02:07			MISSED 3PTR by HERNDON,ALAN
	02:07			REBOUND (OFF) by NAUGHTON,JORDAN
	02:03	75-72	H 3	GOOD! LAYUP by NAUGHTON,JORDAN [PNT]
TIMEOUT 30SEC	01:51			
	01:51			FOUL (TECH) by MCMANAMEN,JASON
	01:51			FOUL by MCMANAMEN,JASON
FOUL by THORNTON,ISAAC	01:51			
FOUL (TECH) by THORNTON,ISAAC	01:51			
SUB IN: JAMES,JALEN	01:51			
SUB OUT: THORNTON,ISAAC	01:51			
GOOD! DUNK by CLARKE,BRANDON [PNT]	01:46	75-74	H 1	
ASSIST by JAMES,JALEN	01:46			
FOUL by ROGERS,FRANK	01:19			
TIMEOUT 30SEC	01:19			
	01:19			MISSED FT by NAUGHTON,JORDAN
	01:19			REBOUND (DEADB) by TEAM
	01:19			MISSED FT by NAUGHTON,JORDAN
REBOUND (DEF) by WELAGE,RYAN	01:19			
SUB IN: WELAGE,RYAN	01:19			
SUB OUT: ROGERS,FRANK	01:19			
MISSED JUMPER by WELAGE,RYAN	00:57			
	00:57			REBOUND (DEF) by HERNDON,ALAN
	00:29	77-74	H 3	GOOD! DUNK by NAUGHTON,JORDAN [PNT]
	00:29			ASSIST by ADAMS,JOSH
	00:27			TIMEOUT 30SEC
TURNOVER by ONWAS,PRINCETON	00:14			
FOUL by ONWAS,PRINCETON	00:14			
SUB IN: WILLIAMS,JR, GARY	00:14			
SUB OUT: ONWAS,PRINCETON	00:14			
TIMEOUT 30SEC	00:13			
FOUL by WELAGE,RYAN	00:13			
	00:13	78-74	H 4	GOOD! FT by NAUGHTON,JORDAN
	00:13			MISSED FT by NAUGHTON,JORDAN
REBOUND (DEF) by WELAGE,RYAN	00:13			
	00:09			FOUL by LIEBERMAN,JEREMY
MISSED FT by JAMES,JALEN	00:09			
REBOUND (DEADB) by TEAM	00:09			
MISSED FT by JAMES,JALEN	00:09			
REBOUND (OFF) by CLARKE,BRANDON	00:09			
GOOD! LAYUP by CLARKE,BRANDON [PNT]	00:09	78-76	H 2	
	00:09			SUB IN: DALTON,HAYDEN
	00:09			SUB OUT: NAUGHTON,JORDAN
FOUL by CLARKE,BRANDON	00:05			
	00:05			MISSED FT by HERNDON,ALAN
	00:05			REBOUND (DEADB) by TEAM
	00:05			TIMEOUT 30SEC
	00:05	79-76	H 3	GOOD! FT by HERNDON,ALAN
	00:03			FOUL by LIEBERMAN,JEREMY
GOOD! FT by JAMES,JALEN	00:03	79-77	H 2	
GOOD! FT by JAMES,JALEN	00:03	79-78	H 1	
FOUL by WILLIAMS,JR, GARY	00:03			
	00:03	80-78	H 2	GOOD! FT by ADAMS,JOSH
	00:03	81-78	H 3	GOOD! FT by ADAMS,JOSH
	00:03			SUB IN: NAUGHTON,JORDAN
	00:03			SUB OUT: HERNDON,ALAN
MISSED 3PTR by WILLIAMS,JR, GARY	00:00			

## San José State 78, Wyoming 81

Period 2-only	In Paint	Off T/O	2nd Chance	Fast Break	Bench	
SJ	12	6	5	0	18	Score tied - 6 times
WY	16	5	6	0	9	Lead changed - 4 times

**San José State vs Wyoming**  
**3/2/2016; 7 p.m. MT at Laramie, Wyo. (Arena-Auditorium)**  
**Scoring/Runs Reference**

Period 1			Period 2		
San José State	Score	Wyoming	San José State	Score	Wyoming
	0-2 2	ADAMS LAYUP - 19:48		2 <sup>P</sup> 44-41 -3	
19:17 - SCHWARTZ JUMPER	X		19:47 - ROGERS LAYUP	1 45-41 -4	
		ADAMS 3PTR - 19:09	19:47 - ROGERS FT		X ADAMS JUMPER - 19:36
18:49 - WELAGE LAYUP	2 <sup>P</sup> 2-2 0		19:19 - ROGERS LAYUP	2 <sup>P</sup> 47-41 -6	
		AKA GORSKI 3PTR - 18:31			47-43 -4 2 <sup>P</sup> HERNDON LAYUP - 18:56
18:21 - WELAGE LAYUP	2 <sup>P</sup> 4-2 -2		18:37 - HILLSMAN 3PTR	X	
		MCMANAMEN JUMPER - 18:01			X HERNDON 3PTR - 18:22
17:47 - ROGERS 3PTR	X		18:16 - THORNTON TURN TO		
		AKA GORSKI LAYUP - 17:18			TO AKA GORSKI TURN - 17:59
17:03 - WILLIAMS JUMPER	2 4-4 0 2 <sup>P</sup>		17:33 - SCHWARTZ JUMPER	2 49-43 -6	
17:03 - WILLIAMS FT	1 6-4 -2				49-45 -4 2 <sup>P</sup> ADAMS LAYUP - 17:24
		HERNDON LAYUP - 16:51			49-46 -3 1 ADAMS FT - 17:18
		HERNDON FT - 16:51	17:14 - WELAGE JUMPER	2 51-46 -5	
16:31 - WELAGE 3PTR	X				51-48 -3 2 <sup>P</sup> AKA GORSKI LAYUP - 17:01
16:19 - ONWAS 3PTR	X		16:31 - ROGERS 3PTR	X	
		BARNES DUNK - 16:08			TO BARNES TURN - 16:20
15:53 - ONWAS 3PTR	X		15:58 - SCHWARTZ 3PTR	X	
15:47 - WELAGE 3PTR	X				51-51 0 3 LIEBERMAN 3PTR - 15:48
15:25 - WILLIAMS TURN TO		LIEBERMAN TURN - 15:12	15:27 - ONWAS JUMPER	X	
		DALTON TURN - 14:12	15:10 - ONWAS FT	1 52-51 -1	
14:44 - SCHWARTZ 3PTR	3 10-9 -1		15:10 - ONWAS FT	X	
		ADAMS 3PTR - 13:32	14:37 - ROGERS 3PTR	X	
13:47 - ROGERS DUNK	2 <sup>P</sup> 12-9 -3				52-52 0 1 ADAMS FT - 14:21
		MCMANAMEN FT - 12:53			52-53 1 1 ADAMS FT - 14:21
13:11 - WELAGE JUMPER	X		14:00 - WILLIAMS TURN TO		
13:08 - ROGERS LAYUP	2 <sup>P</sup> 14-12 -2				X ADAMS 3PTR - 13:53
		MCMANAMEN FT - 12:53	13:34 - SCHWARTZ 3PTR	X	
		MCMANAMEN FT - 12:53			X LIEBERMAN 3PTR - 13:13
12:37 - HILLSMAN JUMPER	X		12:46 - WELAGE TURN TO		
12:14 - THORNTON 3PTR	3 17-14 -3				52-55 3 2 <sup>P</sup> HERNDON DUNK - 12:36
		MCMANAMEN 3PTR - 11:55	12:05 - THORNTON 3PTR	3 55-55 0	
11:37 - WELAGE 3PTR	X				TO LIEBERMAN TURN - 11:45
11:32 - ONWAS FT	1 18-17 -1		11:29 - WILLIAMS FT	1 56-55 -1	
11:32 - ONWAS FT	1 19-17 -2		11:29 - WILLIAMS FT	X	
		ADAMS 3PTR - 11:20			56-58 2 3 LIEBERMAN 3PTR - 11:01
11:11 - THORNTON FT	1 20-17 -3		10:29 - ROGERS FT	X	
11:11 - THORNTON FT	1 21-17 -4		10:29 - ROGERS FT	1 57-58 1	
		MCMANAMEN 3PTR - 10:53			X MCMANAMEN FT - 10:20
10:32 - THORNTON TURN TO		ADAMS DUNK - 10:28			X MCMANAMEN FT - 10:20
			10:00 - JAMES 3PTR	3 60-58 -2	
10:02 - HILLSMAN 3PTR	X				X ADAMS FT - 09:47
		MCMANAMEN LAYUP - 09:51			60-59 -1 1 ADAMS FT - 09:47
09:24 - ONWAS JUMPER	2 <sup>P</sup> 23-24 1		09:32 - ROGERS TURN TO		
		ADAMS TURN - 08:58			TO ADAMS TURN - 09:22



08:45 - CLARKE DUNK	2 <sup>P</sup>	25-24 -1	X	AKA GORSKI 3PTR - 08:35	09:02 - JAMES 3PTR	3	63-59 -4		ADAMS FT - 08:42
							63-60 -3	1	ADAMS FT - 08:42
							63-61 -2	1	
08:11 - WILLIAMS JUMPER	2	27-26 -1	X	ADAMS 3PTR - 07:55	08:26 - WELAGE FT	X			MCMANAMEN JUMPER - 08:09
07:47 - JAMES TURN	TO						63-62 -1	1	NAUGHTON FT - 08:07
							63-63 0	1	NAUGHTON FT - 08:07
07:14 - JAMES 3PTR	3	30-28 -2		ADAMS LAYUP - 07:34	07:53 - ROGERS 3PTR	3	66-63 -3		
									MCMANAMEN 3PTR - 07:37
06:37 - WILLIAMS JUMPER	X			MCMANAMEN 3PTR - 06:54	07:18 - CLARKE JUMPER	2 <sup>P</sup>	68-63 -5		
							68-64 -4	1	ADAMS FT - 07:04
06:17 - ONWAS TURN	TO			MCMANAMEN 3PTR - 06:24			68-65 -3	1	ADAMS FT - 07:04
				AKA GORSKI TURN - 05:57	06:53 - SCHWARTZ 3PTR	X			
05:39 - CLARKE JUMPER	2	32-31 -1	X	ADAMS 3PTR - 05:07			68-66 -2	1	ADAMS FT - 06:44
				AKA GORSKI LAYUP - 05:01			68-67 -1	1	ADAMS FT - 06:44
04:44 - THORNTON JUMPER	2 <sup>P</sup>	34-33 -1	X	ADAMS 3PTR - 04:13	06:31 - CLARKE FT	X			
04:05 - ROGERS JUMPER	X				06:31 - CLARKE FT	X			ADAMS 3PTR - 06:18
03:44 - HILLSMAN JUMPER	X								
03:41 - ROGERS 3PTR	X				05:58 - WELAGE 3PTR	X			
									ADAMS JUMPER - 05:47
									NAUGHTON LAYUP - 05:44
				JAMES TURN - 03:25	05:28 - WILLIAMS JUMPER	X	68-69 1	2 <sup>P</sup>	
03:21 - WILLIAMS TURN	TO						68-70 2	1	MCMANAMEN FT - 05:08
				MCMANAMEN FT - 03:06					MCMANAMEN FT - 05:08
				MCMANAMEN FT - 03:06	04:52 - CLARKE DUNK	2 <sup>P</sup>	70-70 0		
02:48 - WELAGE JUMPER	X						70-72 2	2 <sup>P</sup>	ADAMS LAYUP - 04:34
				ADAMS JUMPER - 02:35	04:18 - ROGERS JUMPER	X			
				NAUGHTON FT - 02:35					MCMANAMEN 3PTR - 03:57
				NAUGHTON FT - 02:35					
02:15 - WILLIAMS JUMPER	X				03:39 - JAMES 3PTR	X			
				ADAMS TURN - 02:10	03:12 - ROGERS JUMPER	X			
02:08 - WILLIAMS FT	1	35-35 0			03:07 - ROGERS FT	1	71-72 1		
02:08 - WILLIAMS FT	1	36-35 -1			03:07 - ROGERS FT	1	72-72 0		
				NAUGHTON DUNK - 01:47					ADAMS FT - 02:51
01:29 - THORNTON JUMPER	X								ADAMS FT - 02:51
				AKA GORSKI FT - 01:15			72-73 1	1	
				AKA GORSKI FT - 01:15	02:31 - ROGERS TURN	TO			MCMANAMEN JUMPER - 02:14
00:53 - WILLIAMS 3PTR	3	39-38 -1							HERNDON 3PTR - 02:07
				HERNDON 3PTR - 00:34					NAUGHTON LAYUP - 02:03
00:04 - WILLIAMS 3PTR	3	42-41 -1			01:46 - CLARKE DUNK	2 <sup>P</sup>	74-75 1		
									NAUGHTON FT - 01:19
									NAUGHTON FT - 01:19
					00:57 - WELAGE JUMPER	X			
							74-77 3	2 <sup>P</sup>	NAUGHTON DUNK - 00:29
					00:14 - ONWAS TURN	TO			
							74-78 4	1	NAUGHTON FT - 00:13
									NAUGHTON FT - 00:13
					00:09 - JAMES FT	X			
					00:09 - JAMES FT	X			

00:09 - CLARKE LAYUP

2<sup>P</sup> 76-78  
2

X

HERNDON FT - 00:05

76-79  
3 1

HERNDON FT - 00:05

00:03 - JAMES FT

1 77-79  
2

00:03 - JAMES FT

1 78-79  
1

78-80  
2 1

ADAMS FT - 00:03

78-81  
3 1

ADAMS FT - 00:03

00:00 - WILLIAMS 3PTR

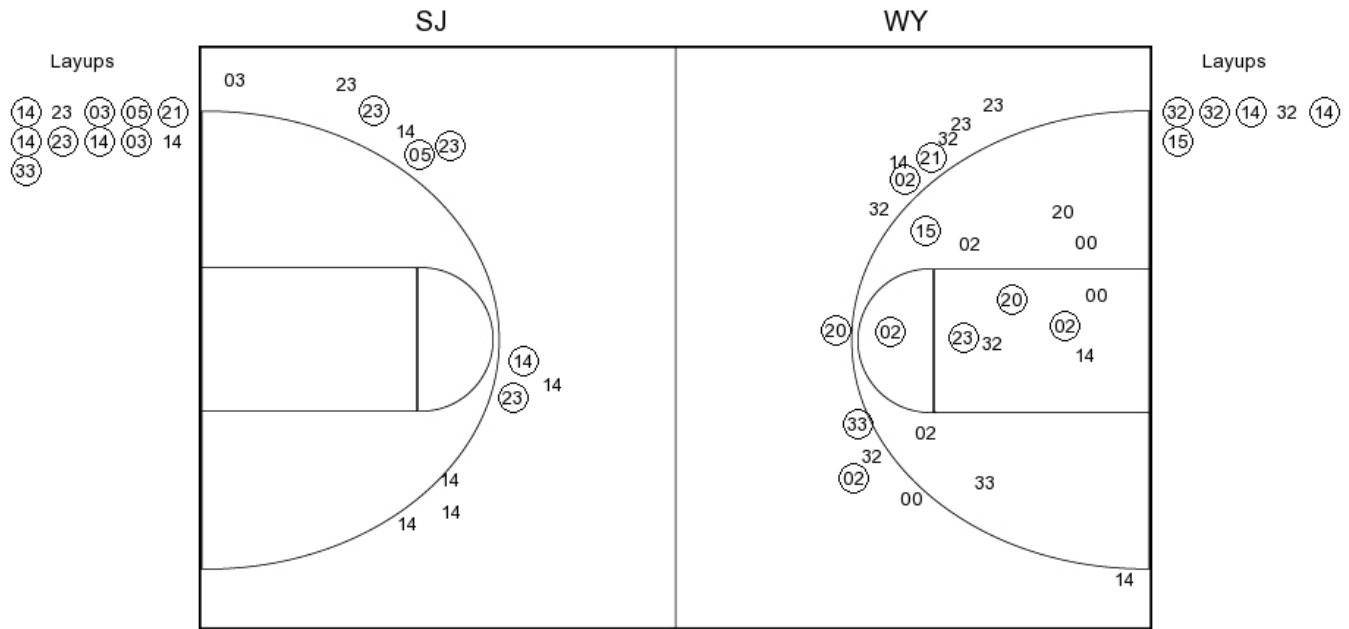
X

**San José State vs Wyoming**

**OFFICIAL SHOT CHART**

3/2/2016 at Laramie, Wyo. (Arena-Auditorium)

**PERIOD 1**



**SJ PERIOD 1**

FG Made	15
FG Attempted	32
3PFG Made	5
3PFG Attempted	13

**WY PERIOD 1**

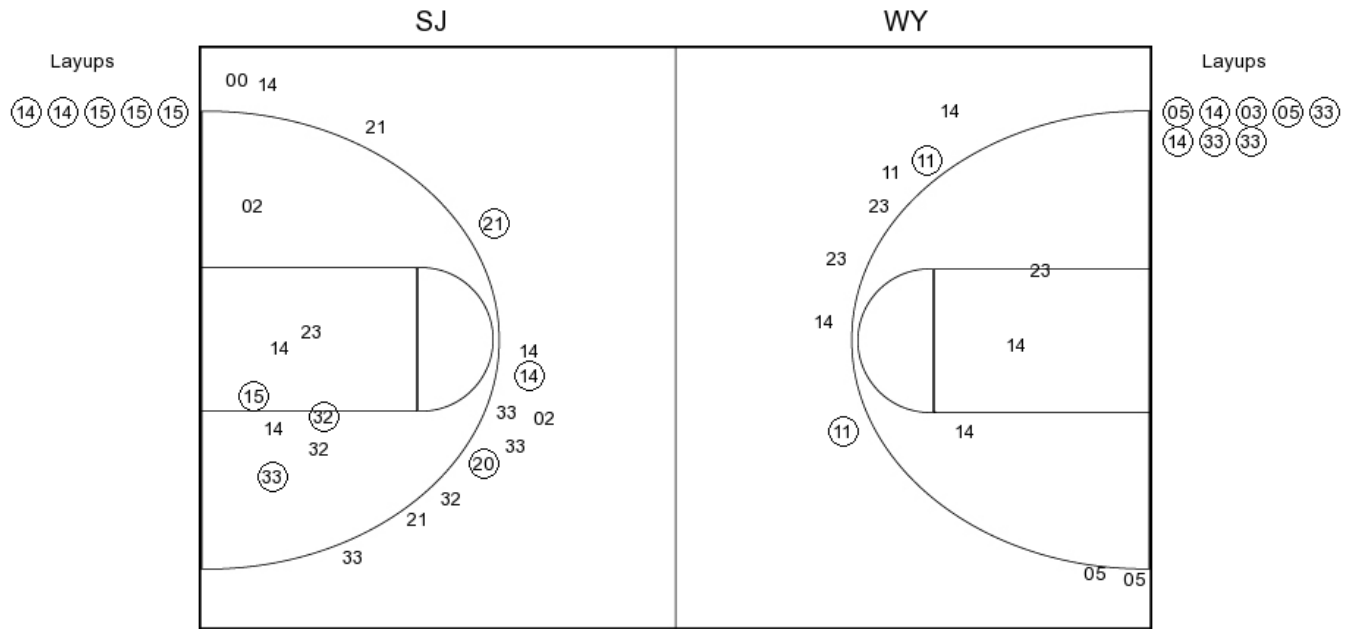
FG Made	14
FG Attempted	24
3PFG Made	5
3PFG Attempted	13

**San José State vs Wyoming**

**OFFICIAL SHOT CHART**

3/2/2016 at Laramie, Wyo. (Arena-Auditorium)

**PERIOD 2**



**SJ PERIOD 2**

FG Made	12
FG Attempted	26
3PFG Made	4
3PFG Attempted	13

**WY PERIOD 2**

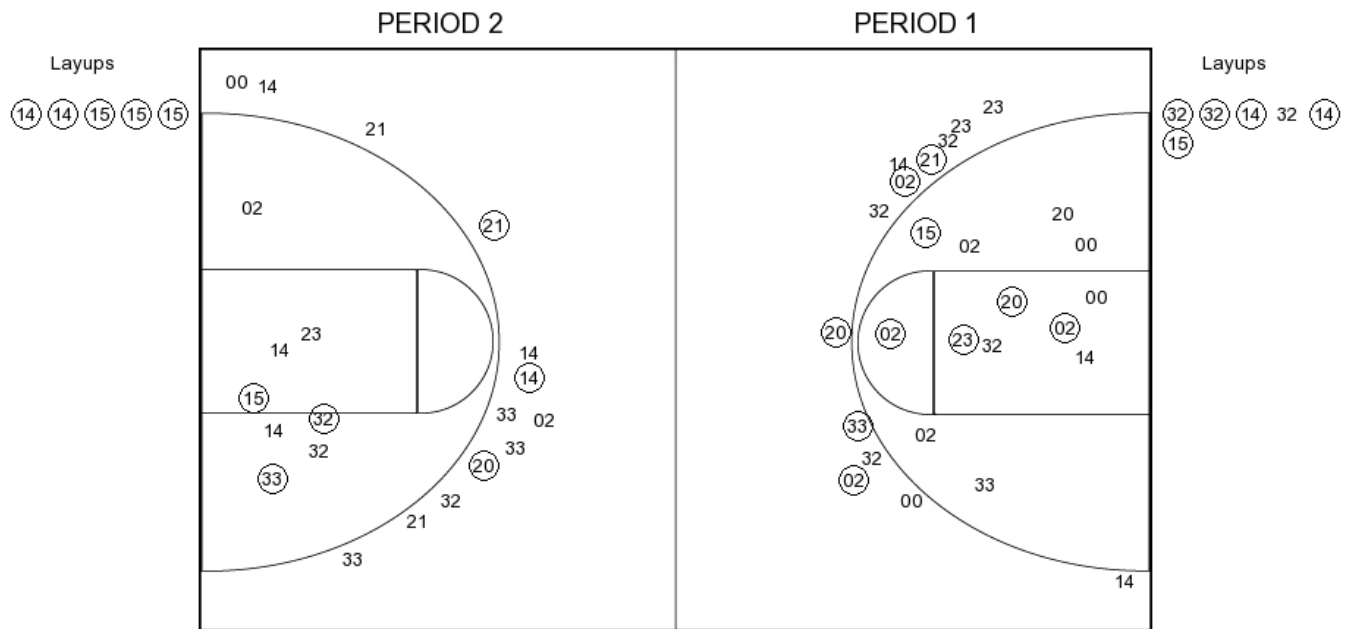
FG Made	10
FG Attempted	21
3PFG Made	2
3PFG Attempted	9

**San José State vs Wyoming**

**OFFICIAL SHOT CHART**

3/2/2016 at Laramie, Wyo. (Arena-Auditorium)

**San José State**



**SJ PERIOD 1**

FG Made	15
FG Attempted	32
3PFG Made	5
3PFG Attempted	13

**SJ PERIOD 2**

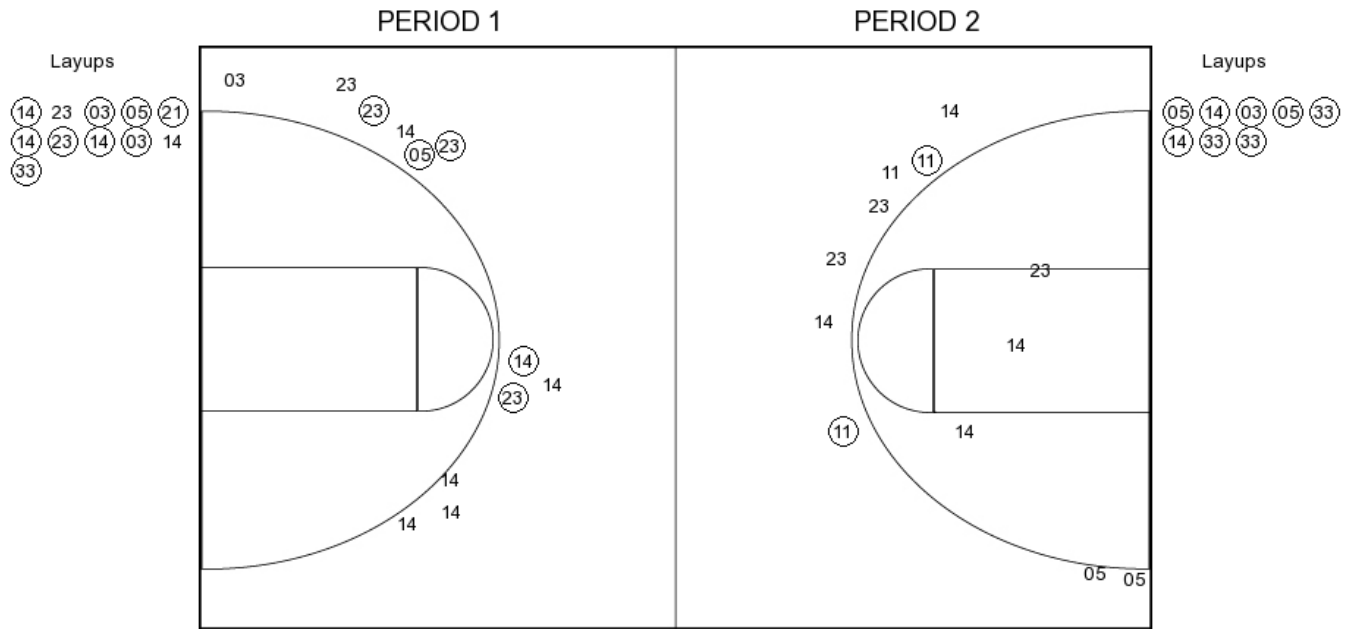
FG Made	12
FG Attempted	26
3PFG Made	4
3PFG Attempted	13

**San José State vs Wyoming**

**OFFICIAL SHOT CHART**

3/2/2016 at Laramie, Wyo. (Arena-Auditorium)

**Wyoming**



**WY PERIOD 1**

FG Made	14
FG Attempted	24
3PFG Made	5
3PFG Attempted	13

**WY PERIOD 2**

FG Made	10
FG Attempted	21
3PFG Made	2
3PFG Attempted	9